

VMI

Ages 3 through Adult (FULL FORMAT)

by Keith E. Beery and Norman A. Buktenica

Name _____ Sex: F M
 Last First
 School: _____ Grade: _____

Examiner: _____

Date of Test: _____
 year month day

Birth Date: _____
 year month day

Chronological Age: _____
 years months
 (Count more than 15 days as one month.)

SUMMARY

See the VMI 1997 Manual for norms.

VMI Visual Motor
 Raw Scores: _____
 Standard Scores: _____
 Scaled Scores: _____
 Percentiles: _____
 Other Scaling: _____
 Comments and Recommendations

PROFILE

Standard	VMI	Visual	Motor	Percentile
145	-	-	-	99.7
140	-	-	-	99.2
135	-	-	-	99
130	-	-	-	98
125	-	-	-	95
120	-	-	-	91
115	-	-	-	84
110	-	-	-	75
105	-	-	-	63
100	-	-	-	50
95	-	-	-	37
90	-	-	-	25
85	-	-	-	16
80	-	-	-	9
75	-	-	-	5
70	-	-	-	2
65	-	-	-	1
60	-	-	-	.8
55	-	-	-	.3

Begin testing at the back. Turn booklet over with bound edge toward the student. If subtests are used, always test in this order: VMI → Visual → Motor.

Imitation of vertical, horizontal, and circular lines


<p>1</p>	<p>2</p>	<p>3</p>
----------	----------	----------



4



5




6


4

5

6



7



8




9


7

8


9



10



11




12

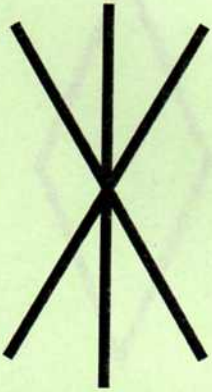
10

11

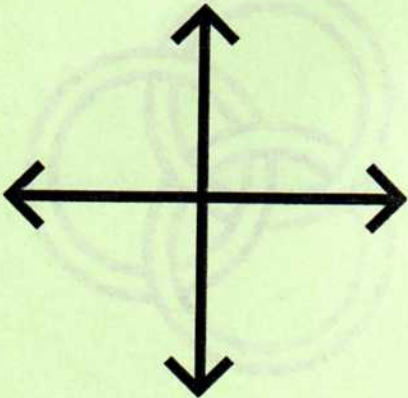
12



13



14




15


13

14


15



16



17

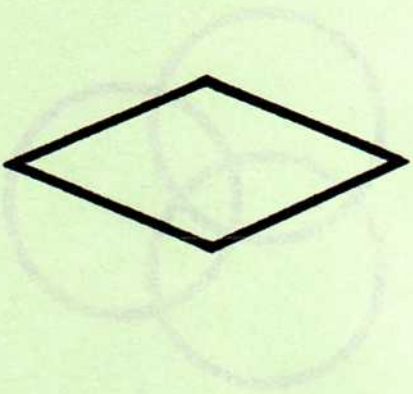


18

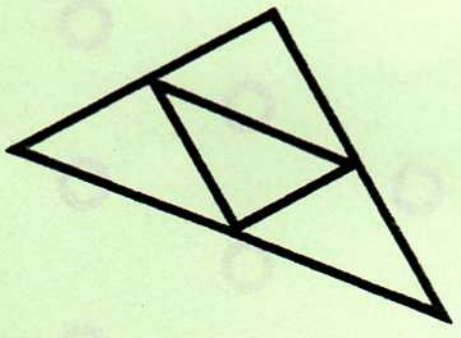
16

17


18



19



20

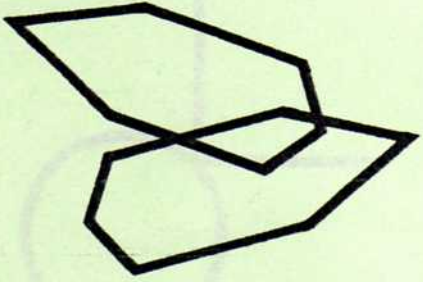


21


19

20


21



22



23

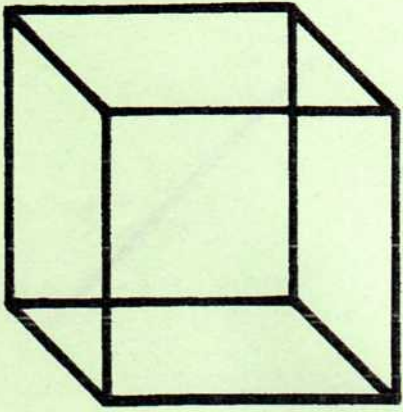


24

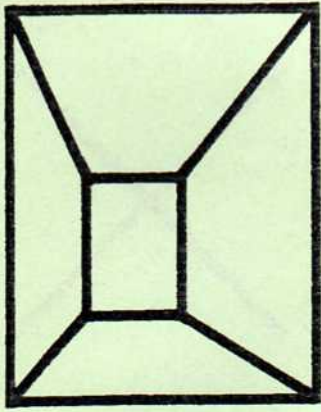
22

23


24



25



26



27

25

26

27