

PLATE 1









































Species	Body Scale Layer 1	Body Scale Layer 2	Body Scale Layer 3	Body Scale Layer 4	Body Scale Layer 5
<i>Nephroselmis anterostigmatica</i>					
<i>Nephroselmis astigmatica</i>					
<i>Nephroselmis olivacea</i>					
<i>Nephroselmis pyriformis</i>					
<i>Nephroselmis rotunda</i>					
<i>Nephroselmis spinosa</i>					
<i>Nephroselmis viridis</i>					

PLATE 2

Species	Flagellar Scale Layer 1	Flagellar Scale Layer 2	Flagellar Scale Layer 3	Pit Scales
<i>Nephroselmis anterostigmatica</i>				
<i>Nephroselmis astigmatica</i>				
<i>Nephroselmis olivacea</i>				
<i>Nephroselmis pyriformis</i>				
<i>Nephroselmis rotunda</i>				
<i>Nephroselmis spinosa</i>				
<i>Nephroselmis viridis</i>	