

https://dspace.org/

Wits Architecture Student Works 1922-1980. Sutton, Michael. Colour Chart Sheet no 5 BArch I 1951; Conventional Presentation (Cape Dutch Home) Sheet no 7 BArch I 1951; Greek Architecture BArch II 1952

Sutton, Michael

2014-11-13
http://hdl.handle.net/10539/15882

Downloaded from a DSpace repository. https://dspace.org/

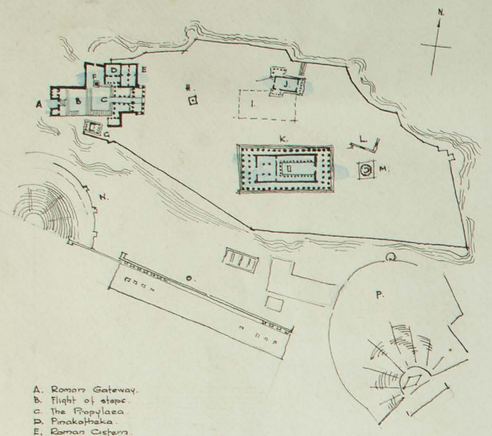

A. Roman Gateway.
B. Flight of steps
C. The Propylaea
D. Pinakothaka
E. Roman Cistern
F. Temple of Nike Apteros.
G. Pedestal of Agrippa.
H. Statue of Athena Promachos
I. Early temple of Athene.
J. Erechtheum.
K. The Parthenon
L. Altar of Athene.
M. Temple of Roma & Augustus.
N. The Odeion of Herodes Atticus.
O. the Stoa of Eumenes.
P. theatre of Dionysus.

PLAN OF THE ACROPOLIS AT ATHENS



THE PARTHENON FROM THE NORTH WEST



INTERIOR SKETCH OF PARTHENON

A GREEK TEMPLE

The Parthenon is ranked as the most beautiful of all the buildings erected by the Greeks... It is the culmination of the Doric Order, specially favoured by the Greeks, after a period of about two centuries of Greek temple building..... Designed by Ictinus & Callicrates (the sculpture by Phineas) the temple is peripteral octastyle on plan with 17 columns on the flanks and stands on a stylobate with 3 steps. The fluted marble columns support an entablature consisting of architrave, frieze & cornice. The principal features are the sculpture of metopes in the frieze and the mutules under the cornice. The chief glory of the Doric Order apart from its perfect proportions is its sculpture, happily blended with its architecture. This together with ~~perfect proportions~~ great delicacy of detail & interest refinement has earned for this order its unrivalled position as the noblest of all architectural styles, ancient or modern.

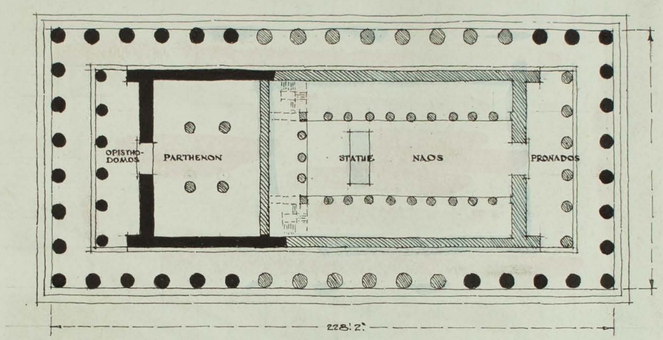

PLAN OF THE PARTHENON (RESTORED)

black indicates parts existing, shaded indicates parts destroyed.



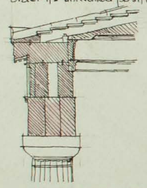

SECTION THRU ENTABLATVRE

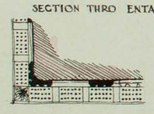

PLAN OF ENTABLATVRE
LOOKING UP.



CORNICE AT SIDES

Refinements were used in order to correct optical illusions. The stylobate has an upward curvature towards its centre. Vertical features were inclined inwards towards the top to correct the appearance of falling outwards. the angle columns were set closer to the adjacent columns, they were also shorter in order that they may not appear thinner against the open sky than those seen against the solid background of the 'naos' walls.



CORNICE OF PEDIMENT



CAPITAL

THE DORIC ORDER

THE PARTHENON ATHENS FINISHED 438 B.C.



PLAN OF THEATRE AT EPIDAURUS

NOTE

The methods of interior construction & lighting of the naos is uncertain, but the naos columns probably supported an upper row of smaller doric columns carrying the roof timbers. The statue of Athena Parthenos by Pheidias was a most impressive gold & ivory statue. 40'feet high.

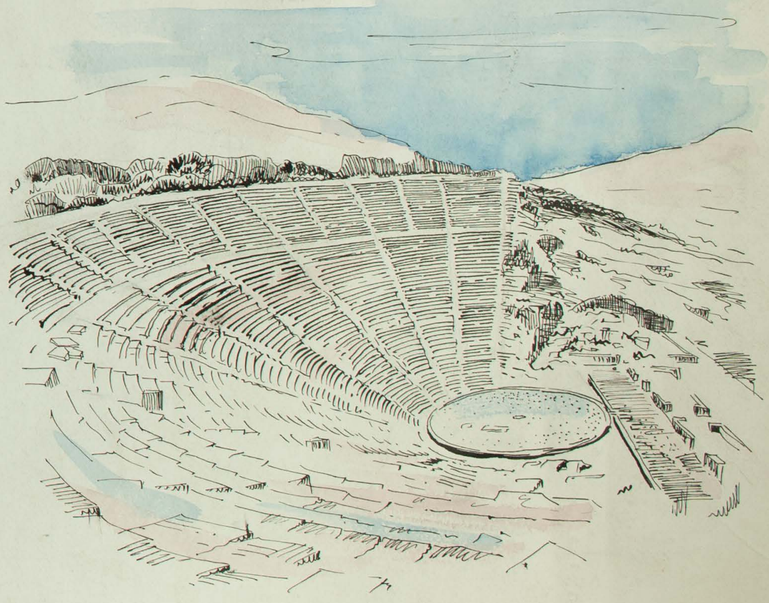

PERSPECTIVE

GREEK ARCHITECTURE

MICHAEL · W · K · SUTTON
B ARCH II · · · · · 1952