

https://dspace.org/

Self-Similar Unsteady Flow of a Sisko Fluid in a Cylindrical Tube Undergoing Translation.

Khan, M.; Abelman, S.; Mahomed, F.M.

2015
Hindawi Publishing Corporation
http://hdl.handle.net/10539/20432
Khan, M., Abelman, S., and Mason, D.P., Mahomed, F.M. 2015. Mathematical Problems in Engineering.

Downloaded from a DSpace repository. https://dspace.org/

Hindawi Publishing Corporation
Mathematical Problems in Engineering
Volume 2015, Article ID 135424, 14 pages
http://dx.doi.org/10.1155/2015/135424

Research Article

Self-Similar Unsteady Flow of a Sisko Fluid in a Cylindrical Tube Undergoing Translation

M. Khan,[1] S. Abelman,[2] D. P. Mason,[2] and F. M. Mahomed[2,3]

[1]*Department of Mathematics, Quaid-i-Azam University, Islamabad 44000, Pakistan*
[2]*School of Computational and Applied Mathematics, DST-NRF Centre of Excellence in Mathematical and Statistical Sciences, Differential Equations, Continuum Mechanics and Applications, University of the Witwatersrand, Johannesburg, Private Bag 3, Wits 2050, South Africa*
[3]*School of Mathematics and Statistics, University of New South Wales, Sydney, NSW 2052, Australia*

Correspondence should be addressed to S. Abelman; shirley.abelman@wits.ac.za

Received 2 August 2014; Accepted 14 September 2014

Academic Editor: Sandile Motsa

Copyright © 2015 M. Khan et al. This is an open access article distributed under the Creative Commons Attribution License, which permits unrestricted use, distribution, and reproduction in any medium, provided the original work is properly cited.

The governing nonlinear equation for unidirectional flow of a Sisko fluid in a cylindrical tube due to translation of the tube wall is modelled in cylindrical polar coordinates. The exact steady-state solution for the nonlinear problem is obtained. The reduction of the nonlinear initial value problem is carried out by using a similarity transformation. The partial differential equation is transformed into an ordinary differential equation, which is integrated numerically taking into account the influence of the exponent n and the material parameter b of the Sisko fluid. The initial approximation for the fluid velocity on the axis of the cylinder is obtained by matching inner and outer expansions for the fluid velocity. A comparison of the velocity, vorticity, and shear stress of Newtonian and Sisko fluids is presented.

1. Introduction

Over the past few decades, use of the Newtonian fluid model to analyze and predict the behaviour of many real fluids has been extensively adopted in industry. However, the flow characteristics of many real fluids have been found to be quite different from those of the Newtonian fluid and hence researchers have proposed many non-Newtonian fluid models to explain the deviation in the behaviour of real fluids from that of the Newtonian fluid. Several rheological models of non-Newtonian fluids have been proposed to represent the viscosity function of these fluids. Amongst these models is the Sisko model [1], which is the most suitable for the flow of greases. The appropriateness of the Sisko model has been successfully extended to the shear thinning rheological behaviour of concentrated non-Newtonian slurries [2]. Some polymeric suspensions such as waterbone coating are known to be non-Newtonian in nature and follow the Sisko model [3]. The viscosity of such coatings depends on the shear rate and the strain history. Many rheological fluids such as drilling fluids and cement slurries without yield stress also obey this model.

The properties of Sisko fluids have been investigated by the study of a range of problems. In [4] the problem of a Sisko fluid in Taylor's scraping problem has been considered and magnetohydrodynamic [MHD] peristaltic motion of a Sisko fluid in symmetric and asymmetric channels has been considered in [5]. In [6] a Lie group analysis of the boundary layer equations for a Sisko fluid has been performed, and thin film flow of non-Newtonian and second grade fluids on a moving belt has been analysed in [7, 8]. Flow of a Sisko fluid in a porous medium has also been investigated. Solutions for MHD flow have been obtained in [9] and an analysis of heat transfer of an MHD flow in a porous medium has been performed in [10]. Stokes' first problem for a rotating Sisko fluid with porous space has been studied in [11]. The Rayleigh problem has been investigated for a rotating Sisko fluid in [12] and for an MHD Sisko fluid in [13], while Stokes' first problem

for a Sisko fluid over a porous wall has been considered in [14].

There have been several investigations of non-Newtonian and Sisko fluids in cylindrical geometry. Steady flow and heat transfer of a Sisko fluid in an annular pipe have been investigated in [15]. Exact solutions for rotating flows of a generalised Burgers' fluid have been derived in cylindrical geometry in [16] and exact solutions for the helical flow of a generalised Oldroyd-B fluid in a circular cylinder have also been obtained in [17]. The unsteady flow of an MHD Sisko fluid between two concentric tubes due to a prescribed pressure gradient along the tube, with the tube walls at rest, has been investigated in [18]. The problem was solved numerically by using the fourth-order Runge-Kutta method. More recently the steady flow and heat transfer of an MHD fluid in the porous space between concentric tubes have been considered in [19]. The flow was due to the motion of the outer cylinder and a constant pressure gradient along the tube. An analytical solution was derived using homotopy analysis and a numerical solution was obtained by an iterative method.

In this paper we consider the flow of a Sisko fluid in a cylindrical tube due to the translation of the tube wall parallel to the axis of the tube. The velocity of the wall is not prescribed but is determined from a similarity solution of the partial differential equation. There is no inner tube on which a no-slip boundary condition could be imposed as in [16, 17]. The flow is unsteady and the fluid velocity on the axis of the tube is estimated by matching inner and outer expansions for the fluid velocity. Using this initial estimate a numerical solution for the fluid velocity is obtained by a shooting method. This numerical method for a Sisko fluid is a new feature of the paper.

In the reduction of a partial differential equation subject to initial and boundary conditions to an ordinary differential equation with boundary conditions by a similarity transformation, the initial and boundary conditions cannot be arbitrary because they must be expressible in terms of the similarity variable. The value of such a transformation is the great simplification achieved by the reduction of a partial differential equation to an ordinary differential equation. The present investigation is an extension to cylindrical geometry of the two-dimensional problem of the flow induced by an infinite sliding solid plate on a half-space of viscous fluid [20]. When the plate is impulsively set in motion with constant speed U_0, the flow is referred to as Stokes' first problem or the Rayleigh problem. The analytical solution was used by Rayleigh as a model to study the diffusion of vorticity in a boundary layer on a flat plate. In the two-dimensional flow the plate velocity cannot be arbitrary for a similarity solution to exist but must be a power law of time t. If the velocity of the plate is proportional to $t^{1/2}$ then the applied stress on the plate which induces the flow is constant, while if it is proportional to t, the acceleration of the plate is constant. Other power laws can be considered leading to numerical solutions. We will find that, for a similarity solution to exist for a Sisko fluid in a cylindrical tube undergoing translation, the velocity of the tube wall must depend on time in a determined way. The initial velocity of the Sisko fluid across the tube cannot be arbitrary but must have a V-shaped profile. Although these conditions would be difficult to realise in practice, the physical relevance of the similarity transformation is that it does yield a model to investigate the evolution with time of a Sisko fluid in a tube undergoing translation and to study the diffusion of its vorticity and shear stress from the translating wall to the axis of the tube.

There are several ways to derive similarity solutions of partial differential equations. We will derive the similarity solution by first obtaining the Lie point symmetries of the partial differential equation. This is a powerful systematic method which does not assume a form for the solution. Only one Lie point symmetry of the partial differential equation will be used which presents the possibility of other forms of solution for different boundary conditions. Other methods could be applied which do not require a knowledge of Lie group analysis of differential equations, for example, the approach of Dresner [21].

Although it is difficult to obtain exact solutions of the equations of motion of a non-Newtonian fluid, travelling wave and similarity solutions of nonlinear equations are desirable as such solutions play a very important role in the study of nonlinear wave and fluid flow phenomena. The analytical solutions, if available, facilitate the verification of numerical solvers and are also helpful in the stability analysis of solutions. In the literature, there are very few analytical solutions for non-Newtonian fluids. It is due to the fact that the governing equations of such fluids are much more complicated and of higher order than the Navier-Stokes equations. Unlike the Navier-Stokes equations which have nonlinear terms only in the inertia term, the equations for a non-Newtonian fluid have higher order nonlinear terms in the viscous term. Although an analytical solution may not be derived, it may be possible to reduce the partial differential equations to ordinary differential equations. With this background, the investigation of unsteady flow of a Sisko fluid in a cylindrical tube subject to initial and boundary conditions is carried out in the present study.

In this paper we concentrate on the reduction and numerical solution of the partial differential equation for the unsteady flow of a Sisko fluid in a cylindrical tube. This partial differential equation is transformed into an ordinary differential equation by using one of the Lie point symmetries of the partial differential equation. Numerical solutions of the ordinary differential equation are derived for values of the exponent n corresponding to a shear thinning, Newtonian, and shear thickening fluid and for a fixed value of the material parameter b.

The underlying physical process that the problem seeks to clarify is diffusion in a Sisko fluid. It is an ideal problem for investigation of this process. The diffusion of velocity, vorticity, and shear stress from the wall to the axis of the tube due to the translation of the wall will be studied. The process will be illustrated by computer generated graphs.

A gap in the literature for Sisko fluids which this investigation attempts to fill is the extension of Stokes' first problem (Rayleigh problem), from a flat plate set in motion to the

wall of a cylindrical tube set in motion. For a Newtonian fluid Stokes' first problem yielded important insights into boundary layers.

There have been investigations of steady and unsteady flow of a Sisko fluid between concentric tubes [15, 18] with the no-slip boundary condition on the inner tube. A novel feature of the present study is the absence of the inner tube for unsteady flow driven by the translation of the tube wall. A matching procedure used to obtain an estimate for the boundary condition on the axis of the cylinder and the shooting method take the place of the no-slip boundary condition. The solution is possible because a similarity transformation is found that not only reduces the partial differential equation to an ordinary differential equation, but also determines the initial condition in the form of a V-shaped velocity profile that has to be imposed.

The remainder of the paper is organized as follows. Section 2 deals with the formulation of the nonlinear initial boundary value problem. In Section 3 steady-state solutions are investigated, while in Section 4 the reduction of the partial differential equation and the formulation of the problem in terms of similarity variables are given. In Section 5 the problem is reformulated as a boundary value problem suitable for numerical computation. In Section 6 the numerical results are presented and discussed. Finally concluding remarks are made in Section 7.

2. Problem Formulation

Consider the unsteady unidirectional flow of an incompressible Sisko fluid in a circular cylinder parallel to the axis of the cylinder (see Figure 1). Cylindrical polar coordinates (r, θ, z) are chosen with the z-axis along the axis of the cylinder. We assume the velocity, the stress fields, and pressure are of the form

$$\mathbf{V} = [0, 0, w(r,t)], \qquad \mathbf{S} = \mathbf{S}(r,t), \qquad p = p(r,t). \quad (1)$$

The fluid flow is generated by the translation of the wall of the cylindrical tube and not by a pressure gradient along the tube. The incompressibility condition

$$\operatorname{div} \mathbf{V} = 0 \quad (2)$$

is identically satisfied. The fluid flow is illustrated in Figure 1.

The Cauchy stress tensor for a Sisko fluid [7, 9] is

$$\mathbf{T} = -p\mathbf{I} + \mathbf{S}, \quad \mathbf{S} = \left[a + b \left| \sqrt{\frac{1}{2} \operatorname{tr}(\mathbf{A}_1^2)} \right|^{n-1} \right] \mathbf{A}_1, \quad (3)$$

$$\mathbf{A}_1 = \mathbf{L} + \mathbf{L}^T, \quad \mathbf{L} = \operatorname{grad}\mathbf{V}. \quad (4)$$

In (3) and (4), p is the pressure, $\mathbf{I}$ is the identity tensor, $\mathbf{S}$ is the trace-free nonisotropic part of the stress tensor, $\mathbf{A}_1$ is the first Rivlin-Ericksen tensor, and n, a, and b are positive material constants defined differently for different fluids.

The substitution of (1) into (3) yields the nonzero component of stress

$$S_{rz} = \left(a + b \left| \frac{\partial w}{\partial r} \right|^{n-1} \right) \frac{\partial w}{\partial r}. \quad (5)$$

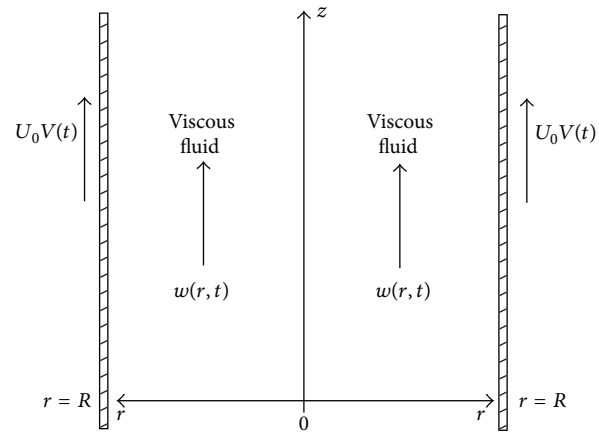

Figure 1: Unidirectional flow induced in a cylindrical tube of incompressible Sisko fluid when the wall of the cylinder is impulsively set in motion.

The body force due to gravity is neglected. The z-component of the momentum balance equation in the absence of body forces gives

$$\rho \frac{\partial w}{\partial t} = \frac{1}{r} \frac{\partial}{\partial r} (r S_{rz}). \quad (6)$$

The r-component of the momentum balance equation shows that p is independent of r and the θ-component is identically satisfied. From (5) and (6), we obtain

$$\rho \frac{\partial w}{\partial t} = \frac{1}{r} \frac{\partial}{\partial r} \left[r \left(a + b \left| \frac{\partial w}{\partial r} \right|^{n-1} \right) \frac{\partial w}{\partial r} \right]. \quad (7)$$

The boundary conditions are no-slip of the viscous fluid at the wall of the cylinder, $r = R$, and symmetry of the velocity at $r = 0$:

$$\begin{aligned} w(R,t) &= U_0 V(t), \quad t \geq 0, \\ \frac{\partial w}{\partial r}(0,t) &= 0, \quad t \geq 0, \end{aligned} \quad (8)$$

where $U_0V(t)$ is the velocity of the wall of the cylinder; U_0 is the reference velocity; and $V(t)$ is dimensionless. The initial condition is

$$w(r,0) = W(r), \quad 0 \leq r \leq R, \quad (9)$$

where R is the radius of the cylinder. The functions $V(t)$ and $W(r)$ are as yet arbitrary functions. We choose the reference velocity U_0 to be the velocity of the wall of the cylinder at $t = 0$, so that

$$V(0) = 1, \qquad W(1) = U_0. \quad (10)$$

We now introduce dimensionless variables and define the dimensionless quantities w^*, t^*, r^*, b^*, and W^* by

$$w = U_0 w^*, \qquad t = \left(\frac{\rho R^2}{a}\right) t^*,$$
$$r = R r^*, \qquad b = a\left(\frac{R}{U_0}\right)^{n-1} b^*, \tag{11}$$
$$W(r) = U_0 W^*(r^*).$$

The parameter b^* depends on n. Expressed in nondimensional form and suppressing the asterisks, the problem is to solve the nonlinear diffusion equation

$$\frac{\partial w}{\partial t} = \frac{1}{r}\frac{\partial}{\partial r}\left[r\left(1 + b\left|\frac{\partial w}{\partial r}\right|^{n-1}\right)\frac{\partial w}{\partial r}\right], \tag{12}$$

subject to the boundary conditions

$$w(1,t) = V(t), \quad t \geq 0, \tag{13}$$

$$\frac{\partial w}{\partial r}(0,t) = 0, \quad t \geq 0, \tag{14}$$

where

$$V(0) = 1, \tag{15}$$

and to the initial condition

$$w(r,0) = W(r), \quad 0 \leq r \leq 1, \tag{16}$$

where

$$W(1) = 1. \tag{17}$$

We will consider the solution of the problem for

$$\left|\frac{\partial w}{\partial r}\right| = \frac{\partial w}{\partial r}, \quad 0 \leq r \leq 1. \tag{18}$$

When (18) is satisfied, (12) becomes in expanded form

$$w_t = w_{rr} + bn w_{rr} w_r^{n-1} + \frac{1}{r}\left(w_r + b w_r^n\right), \tag{19}$$

where subscripts denote partial differentiation.

3. Steady-State Solution

For the steady-state solution $w = w(r)$. We set $w_t = 0$ in (12) assuming (18), which gives

$$\frac{d}{dr}\left[r\left(w_r + b w_r^n\right)\right] = 0. \tag{20}$$

Integration of (20) with respect to r and imposition of the boundary condition (14) result in

$$w_r + b w_r^n = 0, \quad n > 0. \tag{21}$$

Since $b > 0$ and imposing the boundary condition (16) that $w(1) = 1$, gives

$$w(r) = \text{constant} = 1, \quad n > 0, \tag{22}$$

which is the constant velocity of the wall of the cylinder.

4. Lie Symmetry Analysis and Similarity Solution

The Lie approach to derive similarity solutions of partial differential equations is widely used and has been applied to problems in fluid mechanics. We refer the reader to [22, 23] in which the prolongation formulae and method are given in detail. In this paper we present the main results. The Lie point symmetry generator of (19) is of the form

$$X = \tau(t,r,w)\frac{\partial}{\partial t} + \xi(t,r,w)\frac{\partial}{\partial r} + \eta(t,r,w)\frac{\partial}{\partial w}. \tag{23}$$

There are four cases to consider.

Case (i) $n \neq 0, 1, 2$.

The coefficient functions in (23) satisfy the determining equations

$$\tau_r = \tau_w = \eta_t = \eta_r = \xi_w = \xi_t = 0,$$
$$\eta_w = \xi_r, \qquad 2\xi_r - \tau_t = 0,$$
$$\eta_w = \tau_t - \frac{1}{r}\xi. \tag{24}$$

The Lie point symmetries are

$$X_1 = \frac{\partial}{\partial t}, \qquad X_2 = \frac{\partial}{\partial w}, \qquad X_3 = 2t\frac{\partial}{\partial t} + r\frac{\partial}{\partial r} + w\frac{\partial}{\partial w}. \tag{25}$$

Case (ii) $n = 2$.

The determining equations are

$$\tau_r = \tau_w = \xi_w = 0,$$
$$\eta_w = 3\xi_r - \tau_t,$$
$$2b\eta_r + \tau_t = 2\xi_r,$$
$$-2\xi_{rr} + \frac{1}{r}\eta_w - \frac{2}{r}\xi_r - \frac{1}{r^2}\xi + \frac{1}{r}\tau_t = 0, \tag{26}$$
$$\eta_t = \eta_{rr} + \frac{1}{r}\eta_r,$$
$$2b\eta_{rr} - \frac{1}{r}\xi_r + \frac{2b}{r}\eta_r - \frac{1}{r^2}\xi + \frac{1}{r}\tau_t + \xi_t = 0.$$

The Lie point symmetries (25) are again derived.

Case (iii) $n = 1$.

This describes a Newtonian fluid and the underlying linear parabolic equation ((19) with $n = 1$) has the Lie point symmetries

$$X_1 = \frac{\partial}{\partial t}, \qquad X_2 = w\frac{\partial}{\partial w}, \qquad X_3 = 2t\frac{\partial}{\partial t} + r\frac{\partial}{\partial r} + w\frac{\partial}{\partial w},$$
$$X_4 = w\frac{\partial}{\partial w}, \qquad X_d = d(t,r)\frac{\partial}{\partial w}, \tag{27}$$

where $d(t,r)$ satisfies the linear partial differential equation itself. In this case there are infinitely many Lie point symmetries.

Case (iv) $n = 0$.

For $n = 0$ (19) again has infinitely many Lie point symmetries; namely,

$$X_1 = \frac{\partial}{\partial t}, \quad X_2 = w\frac{\partial}{\partial w}, \quad X_3 = 2t\frac{\partial}{\partial t} + r\frac{\partial}{\partial r} + w\frac{\partial}{\partial w}, \\ X_4 = (w + br)\frac{\partial}{\partial w}, \quad X_d = d(t,r)\frac{\partial}{\partial w}, \tag{28}$$

where $d(t,r)$ satisfies the linear partial differential equation (19) for $n = 0$.

For all four cases one of the Lie point symmetries is the scaling symmetry X_3. Now $w = W(r,t)$ is a group invariant solution generated by the Lie point symmetry X_3 provided

$$X_3(w - W(r,t))|_{w=W} = 0, \tag{29}$$

that is, provided $W(r,t)$ satisfies the first order linear partial differential equation

$$2t\frac{\partial W}{\partial t} + r\frac{\partial W}{\partial r} = W. \tag{30}$$

The differential equations of the characteristic curves of (30) are

$$\frac{dt}{2t} = \frac{dr}{r} = \frac{dW}{W}. \tag{31}$$

The first pair of terms in (31) gives

$$\frac{r}{\sqrt{t}} = a_1, \tag{32}$$

where a_1 is a constant. The second and third terms in (31) give

$$\frac{W}{r} = a_2, \tag{33}$$

where a_2 is a constant. The general solution of (30) is

$$a_2 = f(a_1), \tag{34}$$

where f is an arbitrary function. Since $w = W(r,t)$ the similarity solution for w generated by X_3 is of the form

$$w(r,t) = rf(\zeta), \quad \zeta = \frac{r}{\sqrt{t}}. \tag{35}$$

Substituting (35) into (19) reduces (19) to the ordinary differential equation

$$\zeta f'' + \left(2 + \frac{1}{2}\zeta^2\right)f' + bn\left(2f' + \zeta f''\right)\left(f + \zeta f'\right)^{n-1} \\ + \frac{1}{\zeta}\left(f + \zeta f'\right) + \frac{1}{\zeta}b\left(f + \zeta f'\right)^n = 0, \tag{36}$$

where dash denotes differentiation with respect to ζ.

The similarity form (35) can also be found by using the similarity ansatz

$$w(r,t) = r^{c_1}f(\zeta), \quad \zeta = \frac{r^{c_2}}{t^{c_3}} \tag{37}$$

and determining the constants c_1, c_2, and c_3 by substituting (37) into the partial differential equation (19). The Lie group analysis is of value, however, because it has shown that there may be other useful solutions of the partial differential equation generated by a linear combination of its Lie point symmetries.

By considering the similarity form (35), we take as initial condition

$$w(r,0) = r, \quad 0 \le r \le 1, \tag{38}$$

which satisfies the boundary conditions (16) and (17), that $w(1,0) = 1$, and also assumption (18). Expressed in terms of the similarity variables (35), (38) becomes

$$f(\infty) = 1. \tag{39}$$

Next consider the boundary conditions. Expressed in terms of the similarity variables, (14) becomes

$$\frac{\partial w}{\partial r}(0,t) = \lim_{\zeta \to 0}\left(f(\zeta) + \zeta f'(\zeta)\right) = 0. \tag{40}$$

The boundary condition, (13) and (15), becomes

$$V(t) = f\left(\frac{1}{\sqrt{t}}\right), \quad V(0) = 1. \tag{41}$$

The condition (15) that $V(0) = 1$ is satisfied because of (39). Equation (41) gives the velocity of the wall of the cylinder after the solution for $f(\zeta)$ has been derived. The velocity of the wall of the cylinder cannot be prescribed arbitrarily in this similarity solution.

The problem is to solve the ordinary differential equation (36) for $f(\zeta)$ subject to the boundary condition (40) at $\zeta = 0$ and (39) at $\zeta = \infty$. The boundary condition (40) is not in a form suitable for numerical computation. In Section 5 the boundary value problem will be reformulated in a way suitable for numerical computation.

5. Numerical Method

Consider first the boundary conditions at $r = 0$, $t > 0$, which corresponds to $\zeta = 0$. From (35), the z-component of the velocity is

$$w(r,t) = \sqrt{t}\zeta f(\zeta), \quad \zeta = \frac{r}{\sqrt{t}}. \tag{42}$$

Since the fluid velocity must be finite on the axis of the cylinder, $r = 0$, it follows that

$$\lim_{\zeta \to 0}\zeta f(\zeta) = B_0, \tag{43}$$

where B_0 is a constant which will be nonzero because the viscous fluid is set in motion by the translation of the wall of the cylinder. We therefore introduce the new function $g(\zeta)$ defined by

$$g(\zeta) = \zeta f(\zeta). \tag{44}$$

Then

$$w(r,t) = \sqrt{t}\, g(\zeta), \quad \zeta = \frac{r}{\sqrt{t}}, \tag{45}$$

and $g(\zeta)$ satisfies the boundary condition

$$g(0) = B_0. \tag{46}$$

The constant B_0 is still to be determined. Also from (39),

$$\frac{\partial w}{\partial r}(r,t) = \frac{dg}{d\zeta}, \tag{47}$$

and the boundary condition (14) becomes

$$\frac{dg}{d\zeta}(0) = 0. \tag{48}$$

Consider next the boundary condition at $\zeta = \infty$ which corresponds to $0 < r \le 1$ and $t = 0$. From (39), $f(\infty) = 1$ and therefore

$$\frac{dg}{d\zeta}(\infty) = 1. \tag{49}$$

Thus the boundary conditions at $\zeta = 0$ and $\zeta = \infty$ can be expressed in terms of $g(\zeta)$ in a form suitable for numerical computation. The problem will therefore be formulated in terms of $g(\zeta)$ instead of $f(\zeta)$ and the ordinary differential equation (36) will be expressed in terms of $g(\zeta)$.

The problem is to solve the differential equation

$$\left[1 + nb\left(\frac{dg}{d\zeta}\right)^{n-1}\right]\frac{d^2g}{d\zeta^2} + \frac{b}{\zeta}\left(\frac{dg}{d\zeta}\right)^n + \left(\frac{\zeta}{2} + \frac{1}{\zeta}\right)\frac{dg}{d\zeta} - \frac{1}{2}g = 0, \tag{50}$$

for $g(\zeta)$ subject to the boundary conditions

$$g(0) = B_0, \quad \frac{dg}{d\zeta}(0) = 0, \quad \frac{dg}{d\zeta}(\infty) = 1, \tag{51}$$

where the constant B_0 has still to be determined.

A shooting method will be used which will require an initial estimate for B_0. To obtain an approximate expression for B_0 we first consider the asymptotic expansion for $g(\zeta)$ as $\zeta \to \infty$. From (49), we consider the expansion

$$g(\zeta) = \zeta + A_0 + \frac{A_1}{\zeta} + \frac{A_2}{\zeta^2} + \frac{A_3}{\zeta^3} + \frac{A_4}{\zeta^4} + O\left(\frac{1}{\zeta^5}\right) \tag{52}$$

as $\zeta \to \infty$. Substituting (52) into (50) and equating the coefficients of like powers of ζ give

$$A_0 = 0, \quad A_1 = 1 + b, \quad A_2 = 0, \quad A_3 = \frac{1}{2}(1+b)(1+nb), \quad A_4 = 0, \tag{53}$$

and therefore, for $0 < n < \infty$,

$$g(\zeta) = \zeta + \frac{(1+b)}{\zeta} + \frac{(1+b)(1+nb)}{2\zeta^3} + O\left(\frac{1}{\zeta^5}\right), \tag{54}$$

as $\zeta \to \infty$. From (11), $g(\zeta)$ depends on n through b. It first depends explicitly on n at the $O(\zeta^{-3})$ term in the expansion (54). To obtain an estimate for B_0 it is sufficient to consider the first two terms in (53) which give a simple result. It follows from (45) that

$$w_O(r,t) = r + \frac{(1+b)\,t}{r} + O\left(\frac{t^2}{r^3}\right), \tag{55}$$

as $t \to 0$. In Figure 2 the two-term expansion for $w_O(r,t)$ is plotted against r for $0 < r \le 1$ and $b = 2$ at $t = 0.05$. We see that $w_O(r,t)$ decreases steadily from $w_O(1,t)$ as r decreases from $r = 1$, reaches a minimum value at $r = r_{\min}$, and then steadily increases and tends to infinity as $r \to 0$. Using only the first two terms in (55), we have

$$\frac{\partial w_O}{\partial r}(r,t) = 1 - \frac{(1+b)\,t}{r^2}. \tag{56}$$

The minimum value of $w_O(r,t)$ occurs at $r = r_{\min}$ where

$$r_{\min} = (1+b)^{1/2}\sqrt{t}, \tag{57}$$

$$w_O(r_{\min}, t) = 2(1+b)^{1/2}\sqrt{t}. \tag{58}$$

We match (58) with an expansion for small r. Since from (48), $g'(0) = 0$, a Taylor expansion of $g(\zeta)$ at $\zeta = 0$ gives the two-term expansion

$$g(\zeta) = g(0) + O\left(\zeta^2\right), \tag{59}$$

as $\zeta \to 0$ and therefore, from (45), since $g(0) = B_0$,

$$w_I(r,t) = B_0\sqrt{t} + O\left(\frac{r^2}{\sqrt{t}}\right), \tag{60}$$

as $r \to 0$. We take as a first approximation

$$w_I(r,t) = B_0\sqrt{t}. \tag{61}$$

The matching condition is

$$w_I(r_{\min}, t) = w_O(r_{\min}, t), \tag{62}$$

and therefore, from (58) and (61),

$$B_0 = 2(1+b)^{1/2}. \tag{63}$$

The problem, (50) and (51), was treated as an initial value problem with initial conditions $g(0) = B_0$ and $g'(0) = 0$. The initial estimate for B_0 was (63). A shooting method was utilized and the value of B_0 was adjusted until the boundary condition $g'(\infty) = 1$ was attained to sufficient accuracy. A comparison of the initial estimate for B_0 (63) and the final value for B_0 obtained with the shooting method is given in Section 6.

Once $g(\zeta)$ has been calculated, $w(r,t)$ for $t > 0$ is given by

$$w(r,t) = \sqrt{t}\, g\left(\frac{r}{\sqrt{t}}\right), \quad 0 \le r \le 1. \tag{64}$$

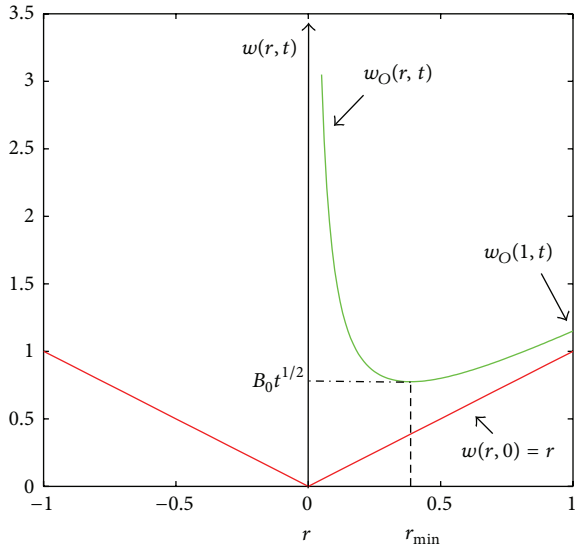

FIGURE 2: Matching principle. The two-term outer expansion $w_O(r,t)$ plotted against r for $b = 2$ and $t = 0.05$. The two-term inner expansion is $w_I(r,t) = B_0\sqrt{t} + O(r^2)$.

From the no-slip boundary condition, the velocity of the wall of the cylinder, $V(t)$, is obtained by setting $r = 1$ in (64):

$$V(t) = \sqrt{t}\, g\left(\frac{1}{\sqrt{t}}\right). \tag{65}$$

For small values of time, the asymptotic expansion for large values of ζ applies and from (54),

$$V(t) = 1 + (1+b)\, t + \frac{1}{2}(1+b)(1+nb)\, t^2 + O\left(t^3\right), \tag{66}$$

as $t \to 0$. For large values of time, which corresponds to small values of ζ, it follows from (60) that

$$V(t) = B_0\sqrt{t} + O\left(\frac{1}{\sqrt{t}}\right), \tag{67}$$

as $t \to \infty$, where B_0, the final value of B_0 derived in the shooting method, depends on n. The wall velocity cannot be prescribed. It increases approximately linearly for small t, while for large t it increases as $\sqrt{t}$.

In cylindrical polar coordinates the vorticity $\boldsymbol{\omega}$ is given by

$$\boldsymbol{\omega} = \operatorname{curl}\mathbf{v} = -\frac{\partial w}{\partial r}(r,t)\,\mathbf{e}_\theta, \tag{68}$$

where $\mathbf{e}_\theta$ is the unit base vector parallel to the θ-coordinate line in the direction of increase of θ. From (47)

$$\boldsymbol{\omega} = -\frac{dg}{d\zeta}\mathbf{e}_\theta, \tag{69}$$

and therefore, assuming (18), the magnitude of the vorticity, ω, is given by

$$\omega(r,t) = \frac{dg}{d\zeta}, \quad \zeta = \frac{r}{\sqrt{t}}. \tag{70}$$

Since $g'(0) = 0$, it follows that

$$\omega(r,\infty) = 0, \quad 0 \le r \le 1, \tag{71}$$

and since $g'(\infty) = 1$, we have

$$\omega(r,0) = 1, \quad 0 < r \le 1. \tag{72}$$

Consider the vorticity at the wall of the cylinder $r = 1$. From expansion (54) as $\zeta \to \infty$ it follows that

$$\omega(1,t) = 1 - (1+b)\, t - \frac{3}{2}(1+b)(1+nb)\, t^2 + O\left(t^3\right), \tag{73}$$

as $t \to 0$. We see that the magnitude of the vorticity at the wall decreases approximately linearly for small values of time.

Finally, consider the shear stress S_{rz} given by (5). The characteristic quantities are defined by (11). The characteristic stress is defined by

$$S_{rz} = \frac{aU_0}{R} S^*_{rz}. \tag{74}$$

Expressed in dimensionless form and suppressing the asterisks, the shear stress is

$$S_{rz}(r,t) = \left[1 + b\left(\frac{\partial w}{\partial r}\right)^{n-1}\right]\frac{\partial w}{\partial r}. \tag{75}$$

Using (47), (75) becomes

$$S_{rz}(r,t) = \left[1 + b\left(\frac{dg}{d\zeta}\right)^{n-1}\right]\frac{dg}{d\zeta}, \quad \zeta = \frac{r}{\sqrt{t}}. \tag{76}$$

Since $g'(\infty) = 1$ and $g'(0) = 0$, it follows that

$$\begin{aligned} S_{rz}(r,0) &= 1 + b, \quad 0 < r \le 1, \\ S_{rz}(r,\infty) &= 0, \quad 0 \le r \le 1. \end{aligned} \tag{77}$$

The wall shear stress is given by

$$S_{rz}(1,t) = \left[1 + b\left(\frac{dg}{d\zeta}\left(\frac{1}{\sqrt{t}}\right)\right)^{n-1}\right]\frac{dg}{d\zeta}\left(\frac{1}{\sqrt{t}}\right). \tag{78}$$

The expansion of $S_{rz}(1,t)$ for small values of time is obtained from the expansion (54) as $\zeta \to \infty$. We find that

$$S_{rz}(1,t) = (1+b)\left[1 - (1+nb)\, t + O\left(t^2\right)\right], \tag{79}$$

as $t \to 0$. The wall shear stress, like the vorticity ω at the wall, decreases approximately linearly with time for small values of time.

6. Results and Discussion

When comparing the evolution of shear thinning, Newtonian, and shear thickening fluids, the same characteristic time and characteristic stress must be used and the dimensionless parameter b^*, where

$$b^* = \frac{b}{a}\left(\frac{U_0}{R}\right)^{n-1}, \tag{80}$$

Table 1: Shooting method with $b = 2$: n values, initial $B_0 = 2(1+b)^{1/2}$ values, final B_0 values, and relative error percentage.

n	B_0 initial	B_0 final	Relative error%
0.25	3.4641	4.4237	21.69
0.3	3.4641	3.8554	10.15
0.3333	3.4641	3.2734	5.83
0.40	3.4641	3.2183	7.64
0.5	3.4641	3.1758	9.08
0.75	3.4641	3.1258	10.82
0.8	3.4641	3.1248	10.86
0.9	3.4641	3.1351	10.49
1	3.4641	3.1598	9.63
1.05	3.4641	3.1412	10.28
1.1	3.4641	3.1202	11.02
1.2	3.4641	3.0811	12.43
1.5	3.4641	2.9796	16.26
1.55	3.4641	2.9648	16.84
1.6	3.4641	2.9504	17.41
1.75	3.4641	2.9101	19.04
2	3.4641	2.8514	21.49
2.25	3.4641	2.8010	23.67
2.5	3.4641	2.7564	25.67
2.75	3.4641	2.7191	27.40
3	3.4641	2.6864	28.95
5	3.4641	2.6863	28.95

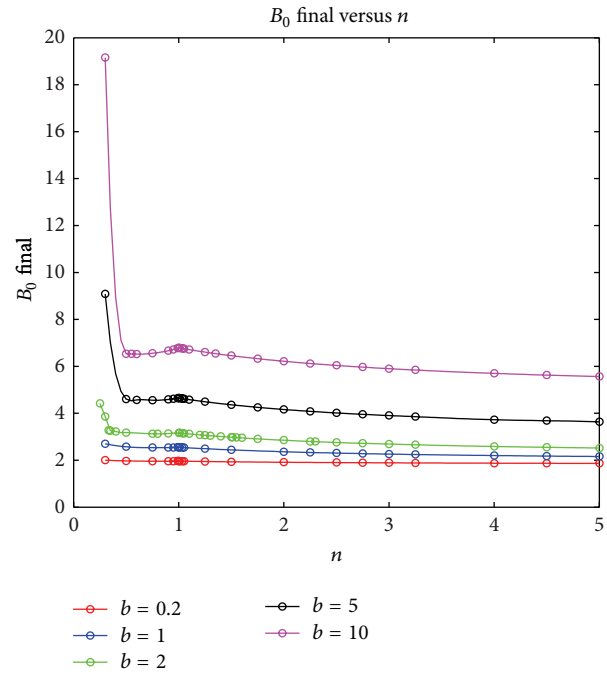

Figure 3: The final value obtained for B_0 using the shooting method plotted against n for different values of b. The initial estimate for B_0 is $B_0 = 2\sqrt{1+b}$.

needs to be specified. We will make a preliminary comparison by assuming that ρ, a, and b are the same for the fluids under consideration. The characteristic time $a/\rho R^2$ and characteristic stress R/aU_0 are therefore the same for all fluids considered. Furthermore we will assume that the ratio $U_0/R = 1$ in the SI units used so that b^* is also the same for all fluids considered. To carry out a more detailed comparison, the parameters ρ, a, b, R, and U_0 would need to be specified.

Using `Matlab ode23s`, the shooting method outlined in Section 5 gave physically acceptable results for shear thickening fluids, Newtonian fluids, and for shear thinning fluids with n values down to 0.3. For $0 < n < 0.3$ we did not obtain physically acceptable results with $(\partial w/\partial r)(r,t) > 0$ for $0 < r \leq 1$. To obtain feasible results we resorted to `Matlab bvp4c` for $n < 0.3$. We are of the opinion that there may be a type change in the solution at some small value of n. The `Matlab` ordinary differential equation solvers will generally be better than anything one would program oneself. They are able to estimate the error in the solution at each time step and decide whether or not the time step is too large (error too high) or too small (inefficient). `Matlab` routine `bvp4c` is an adaptive Lobatto iterative scheme. Boundary value problems arise in most diverse forms. Just about any boundary value problem can be formulated for solution with `bvp4c`. The first step is to write the ordinary differential equations as a system of first order ordinary differential equations. Details of the solution method can be found in [24] and the references therein.

The initial estimate for B_0, (63), was used for all values of n. In Figure 3 the final value obtained for B_0 using the shooting method is plotted against n for a range of values of b. The graphs for $b = 2$, $b = 5$, and $b = 10$ show that B_0 starts to increase rapidly for n below a critical value. This critical value of n increases slowly with b. It can be expected that the graphs for $b = 0.2$ and $b = 1$ would also show this property if the solution had been taken to smaller values of n. This rapid increase in B_0 demonstrates the difficulty in obtaining a numerical solution for very small values of n.

In Figure 2, which illustrates the matching principle, and Figures 4 to 7 which investigate the physical properties of the solution, the value of b used to perform the numerical calculations is $b = 2$. In Table 1 the initial estimate for B_0 given by (63), the final value obtained for B_0 using the shooting method and the relative error percentage for a range of values of n are listed for $b = 2$. We see that (63) underestimates B_0 for very small values of n, but otherwise it overestimates B_0. The relative error percentage in the initial estimate for B_0 increases rapidly as n decreases below $n = 0.3$ and increases steadily with n for $n > 1$. The shooting method with the initial estimate (63) still converges when the relative error in the initial estimate for B_0 exceeds 20%.

The final value of B_0 has important physical significance. From (45) and (46) the fluid velocity on the axis of the cylinder, $r = 0$, is

$$w(0,t) = B_0\sqrt{t}, \tag{81}$$

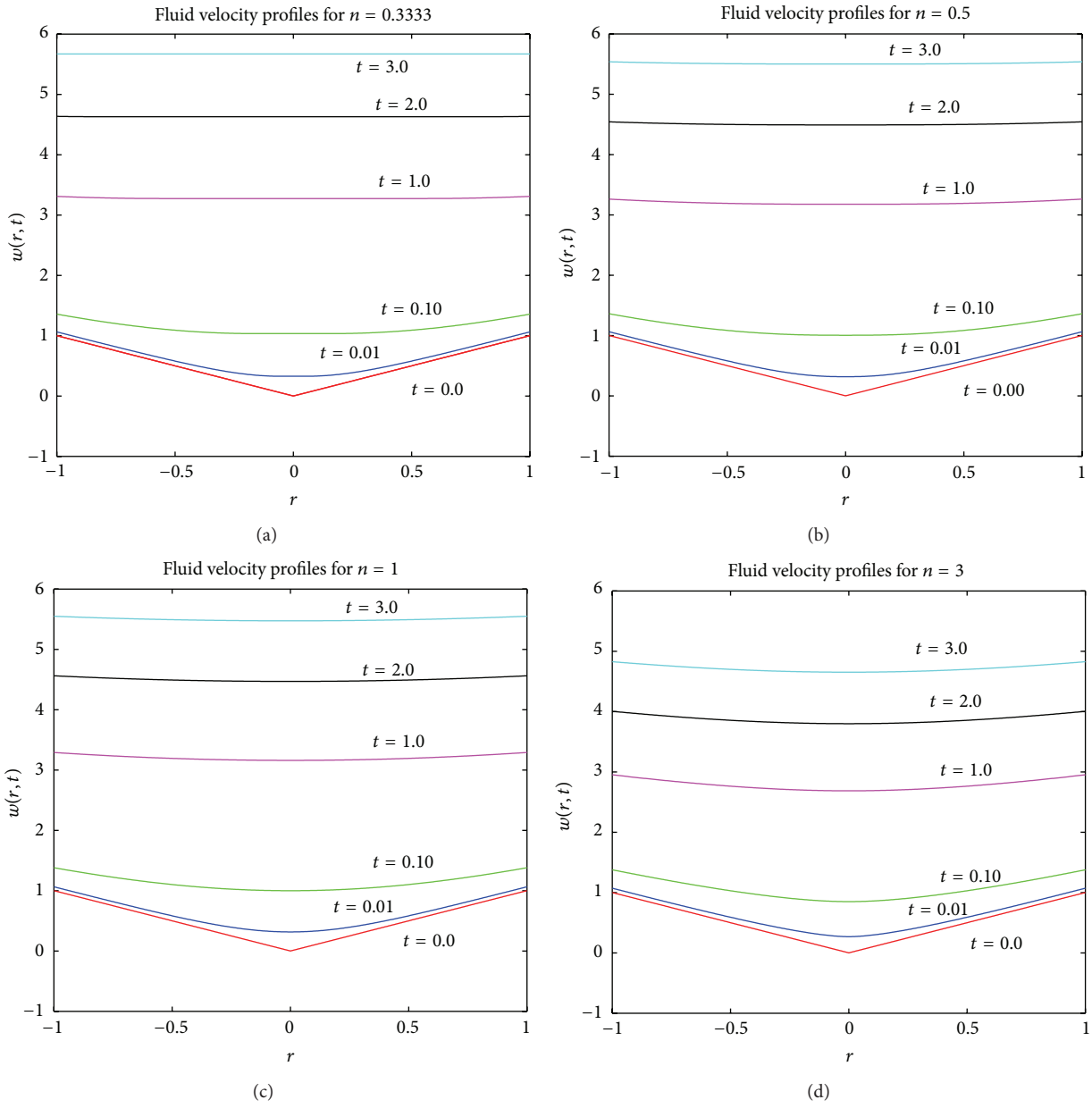

FIGURE 4: Fluid velocity $w(r,t)$ derived numerically and plotted against r for a range of t values with $b = 2$ and $n = 0.3333, 0.5, 1$ and 3.

and from (67) we see that for large values of time the wall velocity is given by

$$V(t) = B_0\sqrt{t}. \tag{82}$$

For large values of time the velocity profile becomes almost independent of r and the wall velocity tends to the value of the fluid velocity on the axis.

Consider next the fluid velocity $w(r,t)$ for $0 \le r \le 1$. In Figure 4 $w(r,t)$ is plotted against r for shear thinning fluids with $n = 0.3333$ and 0.5, for a Newtonian fluid with $n = 1$, and for a shear thickening fluid with $n = 3$. For all values of n considered, the initial V-shaped velocity profile evolves into a smooth U-shaped profile for $t > 0$ which gradually flattens out as time increases. Because of the no-slip boundary condition, fluid velocity is generated at the wall of the cylinder and diffuses radially from the wall towards the axis of the cylinder which produces the flattening of the velocity profile.

In Figures 5(a), 5(b), and 5(c) the scaled velocity $w(r,t)/w(1,t)$ is plotted against r for $n = 0.3333, 1$, and 3. Figure 5 clearly shows the diffusion of velocity in the radial direction from the cylindrical wall to the axis. For the shear thinning fluid the velocity profile in the neighbourhood of the axis of the tube flattens out at a much earlier time than that for the Newtonian fluid and shear thickening fluid. We see clearly from the graphs for $t = 0.10$ that the fluid velocity on the axis $r = 0$ is less for the shear thickening fluid with $n = 3$ than for the Newtonian and shear thinning fluids with $n = 1$ and $n = 0.3333$, respectively. In Figure 5(d) the velocity of

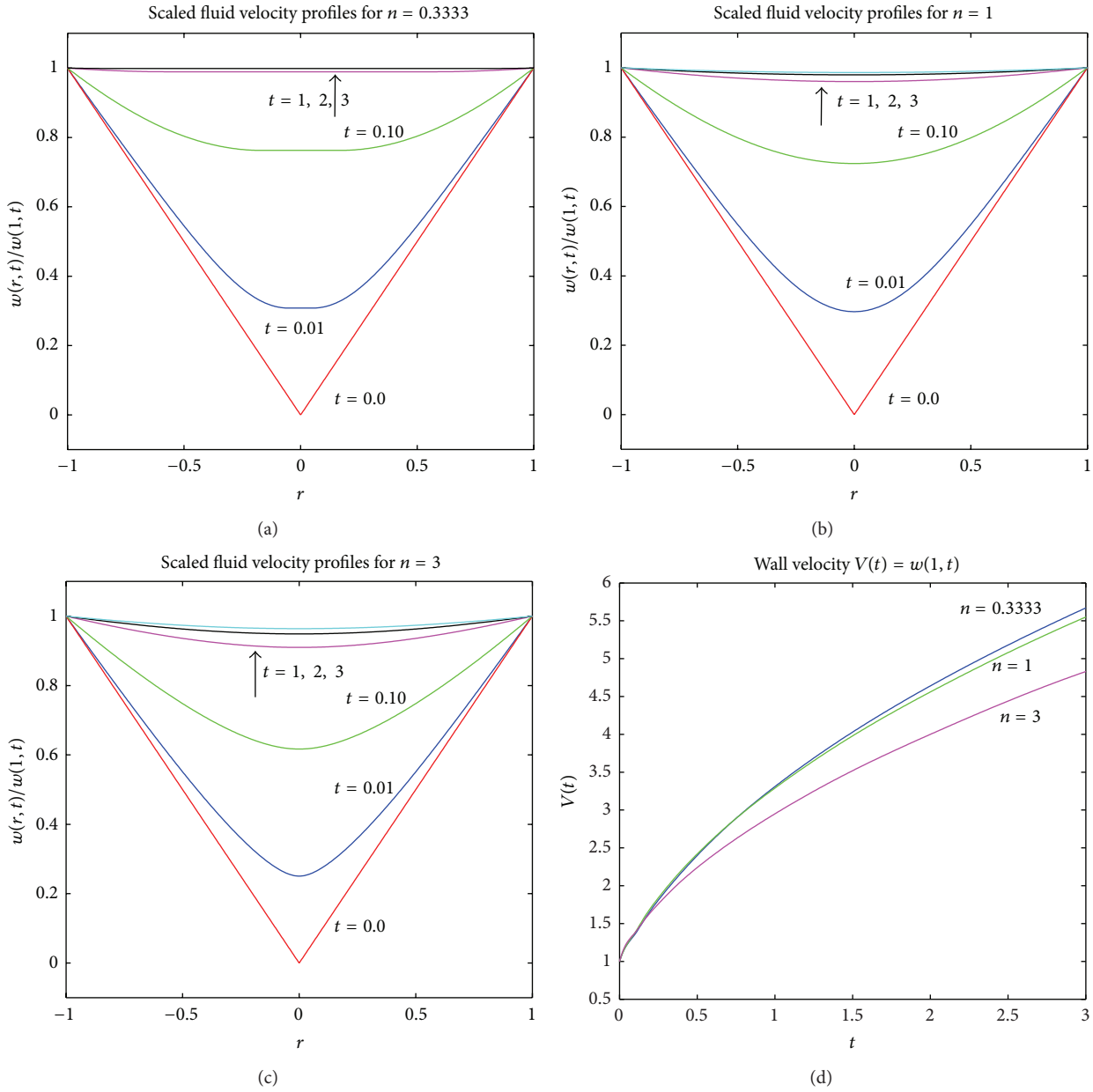

FIGURE 5: In (a), (b), and (c) the numerical solution for the scaled fluid velocity $w(r,t)/w(1,t)$ is plotted against r for $b = 2$, $n = 0.3333$, 1, and 3 and for a range of t values. In (d) the wall velocity $V(t) = w(1,t)$ is plotted against t for $b = 2$, $n = 0.3333$, 1, and 3.

the cylindrical wall, $V(t)$, is plotted against t for $n = 0.3333$, 1, and 3. Because of the no-slip boundary condition at the wall, $V(t) = w(1,t)$. The wall velocity is determined by the similarity solution and cannot be prescribed. We see that $V(t)$ increases approximately linearly for small values of t in accordance with expansion (65). For large values of time, $V(t)$ behaves approximately like $B_0\sqrt{t}$. From Table 1 for $n = 0.3333$, $n = 1$, and $n = 3$ and for large time,

$$V(t) = 3.2734\sqrt{t}, \qquad V(t) = 3.1598\sqrt{t}, \qquad V(t) = 2.6864\sqrt{t}, \tag{83}$$

respectively, in agreement with Figure 5(d). For large time the wall velocity decreases as n increases from values for a shear thinning fluid to a shear thickening fluid, except for a small range of n ($0.5 < n < 1$) which may be due to a small computational error.

Consider next the magnitude of the vorticity, $\omega(r,t)$, given by (70). In Figures 6(a), 6(b), and 6(c), $\omega(r,t)$ is plotted against r for a range of values of time for $n = 0.5$, 1, and 3. The vorticity generated at the wall due to the no-slip boundary condition diffuses inwards towards the axis of the tube. The initial vorticity profile, given by (72), has the form of a right angle. The vorticity decreases steadily with time and vanishes as $t \to \infty$ when the fluid velocity becomes uniform across

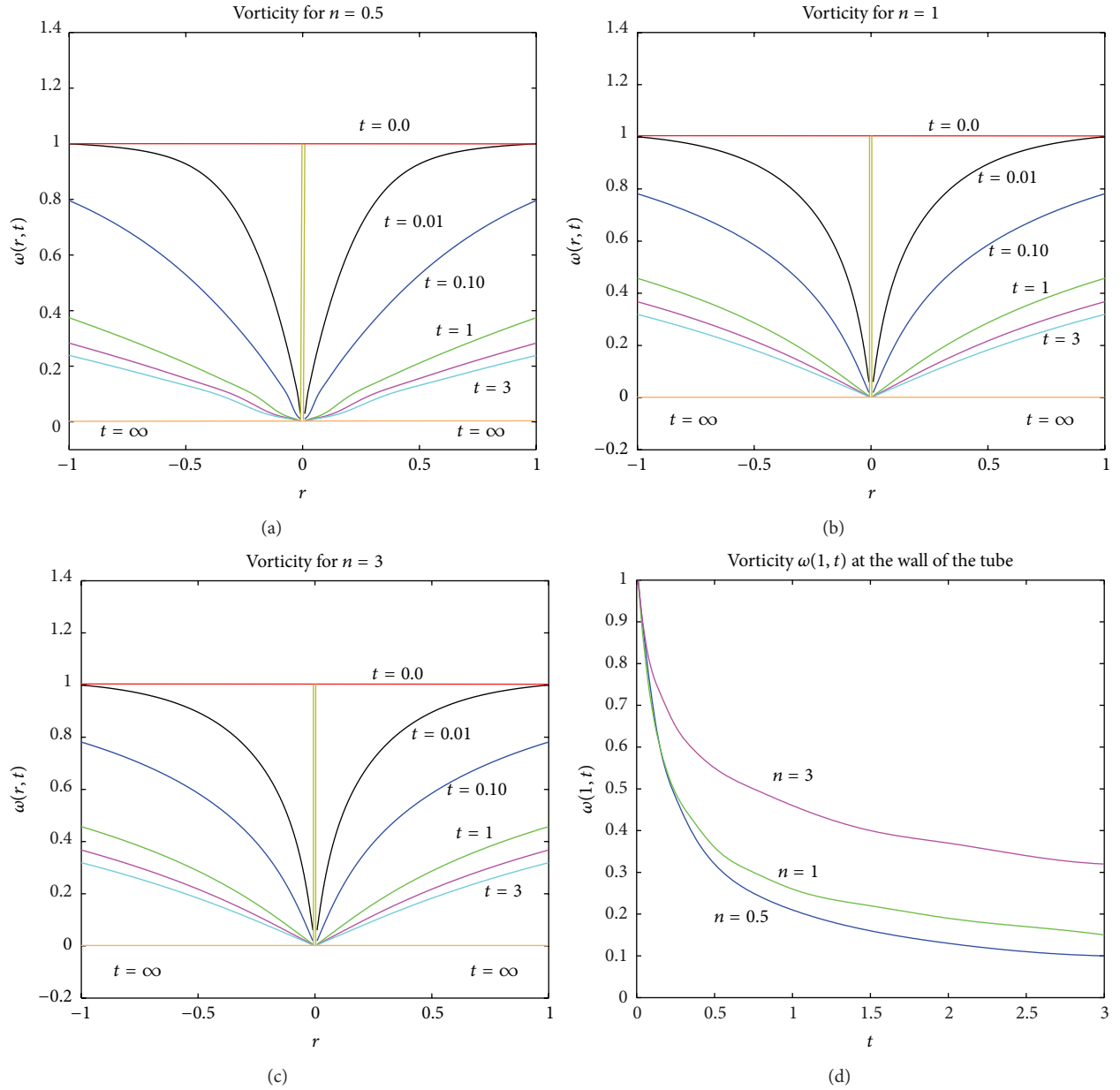

FIGURE 6: In (a), (b), and (c) the magnitude of the vorticity $\omega(r,t)$ is plotted against r for $t = 0.0, 0.01, 0.10, 1, 2, 3$ and ∞ with $b = 2$, $n = 0.5$, 1, and 3. In (d) the vorticity at the wall $\omega(1,t)$ is plotted against t for $b = 2$ and $n = 0.5$, 1, and 3.

the tube. In Figure 6(d) the magnitude of the vorticity at the wall, $\omega(1,t)$, is plotted against t for $n = 0.5, 1$, and 3. At $t = 0, \omega(1,t) = 1$ and it decreases approximately linearly with time for small values of time in agreement with expansion (73). It vanishes as $t \to \infty$. Since the viscosity of the shear thickening fluid is increased by the shear at the wall, the vorticity generated at the wall is greater than that of the Newtonian fluid. The viscosity of the shear thinning fluid is decreased by the wall shear stress and the vorticity generated at the wall is less than that of the Newtonian fluid.

Finally, consider the shear stress $S_{rz}(r,t)$ given by (76). In Figures 7(a), 7(b), and 7(c), the shear stress, scaled by its initial value, is plotted against r for a range of values of t and for $n = 0.5, 1$, and 3. The initial profile of the shear stress is given by (77) and has the form of a right angle. For $t > 0$ the shear stress is greatest at the wall of the tube where the velocity gradient is greatest and decreases steadily to zero on the axis of the tube where the velocity gradient vanishes. In Figure 7(d), the scaled wall shear stress $S_{rz}(1,t)/S_{rz}(1,0)$ is plotted against t for $n = 0.5$, 1, and 3. The decrease of the wall shear stress with time is approximately linear for small values of time in agreement with expansion (79). From (78),

$$\frac{d}{dt}S_{rz}(1,t) = -(1+b)(1+nb) + O(t), \tag{84}$$

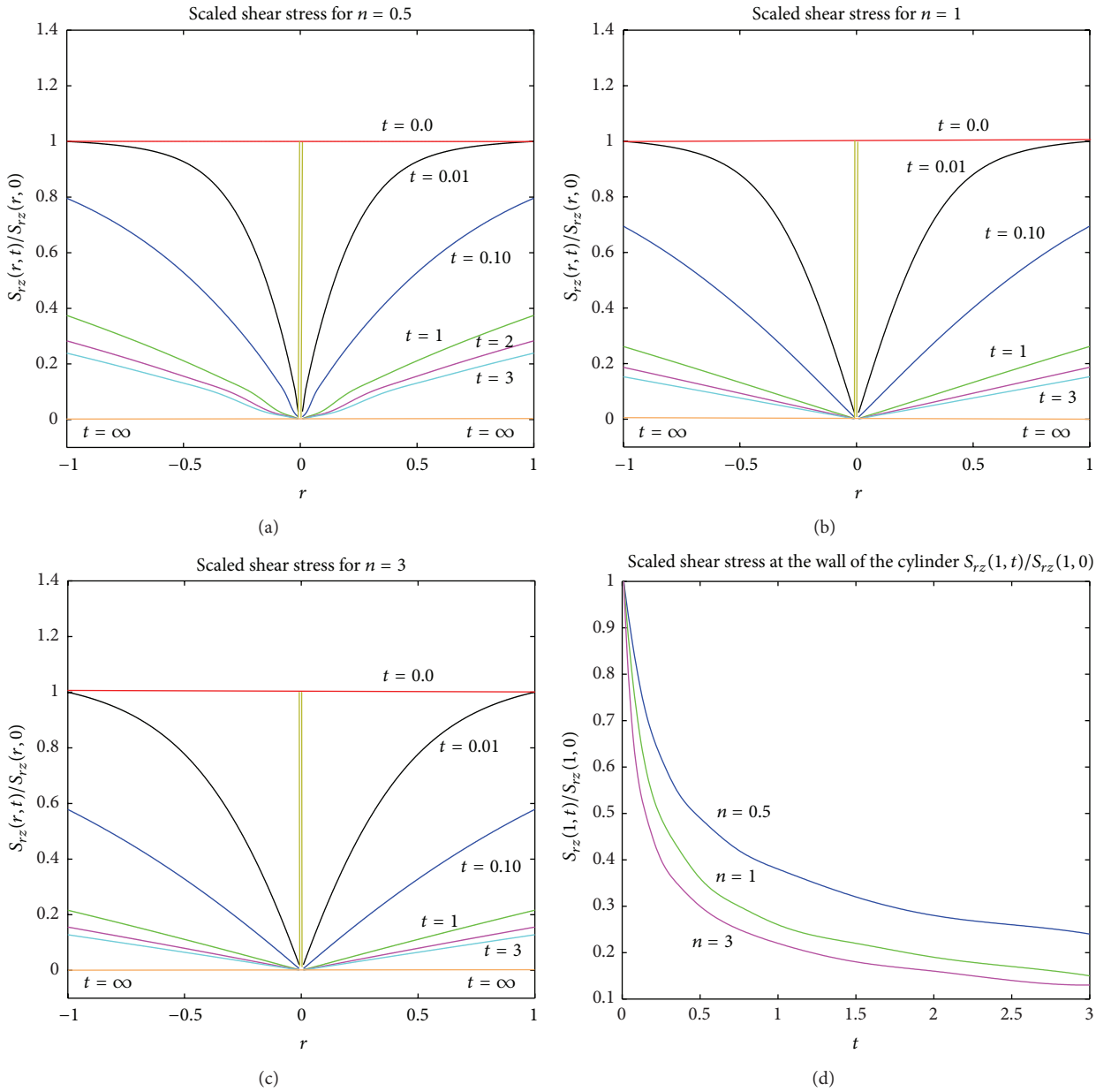

FIGURE 7: In (a), (b), and (c) the scaled shear stress $S_{rz}(r,t)/S_{rz}(r,0)$ is plotted against r for $t = 0.0, 0.01, 0.10, 1, 2, 3$ and ∞ with $b = 2$, $n = 0.5, 1$, and 3. In (d) the scaled wall shear stress $S_{rz}(1,t)/S_{rz}(1,0)$ is plotted against t for $b = 2$ and $n = 0.5, 1$, and 3.

as $t \to 0$. Figure 7(d) and (84) show that the wall shear stress decreases faster with time for a shear thickening fluid than for a shear thinning fluid. A significant wall shear stress needs to be maintained longer for a shear thinning fluid than for a shear thickening fluid.

The results in the literature for a Sisko fluid generally do not consider vorticity or shear stress. However, the axial velocity profiles in the annular flow of a Sisko fluid between concentric tubes driven by a negative pressure gradient have been obtained in [18] and it is of interest to compare their results with our results for the axial velocity profiles of a Sisko fluid in a cylindrical tube undergoing translation. The two problems are very different and are almost the opposite of each other. For the problem considered in [18] the initial axial velocity profile is flat with no-slip boundary conditions on each tube wall. This flat velocity profile evolves into the familiar parabolic-like profile for flow between concentric tubes. The maximum axial velocity decreases as the material parameter b increases. The axial velocity profile stays flat in the central region for a longer time for a shear thinning fluid. This compares with the evolution of our initial V-shaped velocity profile into a flat profile. From Figure 3, the velocity on the axis of the tube, $B_0\sqrt{t}$, increases as the material parameter b increases. The velocity profile in the central region becomes flat at an earlier time for a shear thinning fluid. The reason for the different behaviour in the

two problems is the small rate-of-shear in the nearly flat velocity profile compared with the large rate-of-shear in V- and U-shaped velocity profiles.

7. Conclusions

A preliminary investigation of the properties of the numerical solution was undertaken. Since we took ρ, a, and b to be the same for all the fluids considered, the investigation mainly demonstrated the effect of the power law exponent, n, on the numerical solution. As we expected, the velocity of the tube wall and the initial velocity profile of the Sisko fluid across the tube are determined by the similarity solution and cannot be assigned arbitrarily. The initial V-shaped velocity profile (38) may be difficult to realise in practice. However the similarity solution provided an instructive model to investigate the time evolution of a Sisko fluid and the diffusion of its vorticity and shear stress from a translating tube wall to the axis of the tube.

The shooting method described in Section 5 was applicable for a large range of values of n. It gave physically acceptable results for shear thickening and Newtonian fluids and for shear thinning fluids for values of n as low as $n = 0.25$. This is a strong indication that the numerical solution is correct. If the solution for values of n close to each other is being considered then instead of using the initial estimate (63) for B_0 the final value for B_0 from the previous solution could be used.

The `Matlab` ODE suite is a collection of five user-friendly finite difference codes for solving initial value problems given by first-order systems of ordinary differential equations [25]. They are able to estimate the error in the solution at each time step and decide whether or not the time step is too large (error too high) or too small (inefficient). The code `ode23s` is a triple of modified implicit Rosenbrock methods of orders 3 and 2 with error control for stiff systems. It advances from time step k to time step $k+1$ with the second-order method (i.e., without local extrapolation) and controls the local error by taking the difference between the third- and second-order numerical solutions. Because it is a one-step solver, it may be more efficient than `ode15s` at crude tolerances. The code `bvp4c` is a finite difference code that implements the three-stage Lobatto *IIIa* formula. This is a collocation formula and the collocation polynomial provides a C^1-continuous solution that is fourth-order accurate uniformly in interval $[a, b]$. Mesh selection and error control are based on the residual of the continuous solution [24].

The physical mechanism in the problem is diffusion. Fluid velocity generated by the no-slip boundary condition when the wall of the cylinder is impulsively set in motion diffuses in the radial direction towards the axis of the cylinder. This causes the velocity profiles to flatten out and the vorticity and shear stress across the tube to steadily decrease and vanish as $t \to \infty$. The problem has some features in common with Stokes' first problem [20] for flow induced in a half-space of viscous fluid when a wall is impulsively set in motion.

The graphs of the fluid velocity, vorticity, and wall shear stress within the fluid showed no significant differences in form for shear thickening, Newtonian, and shear thinning fluids, although the velocity profile near the axis of the tube for a shear thinning fluid flattened out at a much earlier time. Quantitative differences were observed which were most apparent on the axis of the tube and on the wall of the tube.

Conflict of Interests

The authors declare that there is no conflict of interests regarding the publication of this paper.

Acknowledgments

S. Abelman, D. P. Mason, and F. M. Mahomed acknowledge support from the National Research Foundation of South Africa and the University of the Witwatersrand, Johannesburg. S. Abelman acknowledges Dr. Herven Abelman for drawing Figure 1 in the paper. Taha Aziz is thanked for his valuable comments on the original paper. The authors thank anonymous referees for constructive comments which have improved the paper. F. M. Mahomed is Visiting Professorial Fellow at UNSW for 2014.

References

[1] A. W. Sisko, "The flow of lubricating greases," *International Journal of Chemical Engineering*, vol. 50, pp. 1789–1792, 1958.

[2] R. M. Turian, T. W. Ma, F. L. G. Hsu, and M. D. J. Sung, "Flow of concentrated non-newtonian slurries: 1. Friction losses in laminar, turbulent and transition flow through straight pipe," *International Journal of Multiphase Flow*, vol. 24, no. 2, pp. 225–242, 1998.

[3] J. Xu, *Rheology of polymeric suspensions: polymer nanocomposites and warebone coatings [Ph.D. thesis]*, Ohio State University, Columbus, Ohio, USA, 2005.

[4] A. M. Siddiqui, A. R. Ansari, A. Ahmad, and N. Ahmad, "On Taylor's scraping problem and flow of a Sisko fluid," *Mathematical Modelling and Analysis*, vol. 14, no. 4, pp. 515–529, 2009.

[5] Y. Wang, T. Hayat, N. Ali, and M. Oberlack, "Magnetohydrodynamic peristaltic motion of a Sisko fluid in a symmetric or asymmetric channel," *Physica A: Statistical Mechanics and its Applications*, vol. 387, no. 2-3, pp. 347–362, 2008.

[6] G. Sari, M. Pakdemirli, T. Hayat, and Y. Aksoy, "Boundary layer equations and Lie group analysis of a Sisko fluid," *Journal of Applied Mathematics*, vol. 2012, Article ID 259608, 9 pages, 2012.

[7] A. M. Siddiqui, M. Ahmed, and Q. K. Ghori, "Thin film flow of non-Newtonian fluids on a moving belt," *Chaos, Solitons & Fractals*, vol. 33, no. 3, pp. 1006–1016, 2007.

[8] S. Abelman and S. N. N. Nguetchue, "Application of the homotopy analysis method (HAM) to thin film flow of a second-grade fluid on a vertically moving belt," *Chemical Engineering Communications*, vol. 199, no. 10, pp. 1298–1319, 2012.

[9] H. Mambili-Mamboundou, M. Khan, T. Hayat, and F. M. Mahomed, "Reduction and solutions for magnetohydrodynamic flow of a Sisko fluid in a porous medium," *Journal of Porous Media*, vol. 12, no. 7, pp. 695–714, 2009.

[10] M. Khan and J. Farooq, "On heat transfer analysis of amagneto-hydrodynamic Sisko fluid through a porous medium," *Journal of Porous Media*, vol. 13, no. 3, pp. 287–294, 2010.

[11] T. Hayat, S. Abelman, C. Harley, and A. Hendi, "Stokes' s first problem for a rotating Sisko fluid with porous space," *Journal of Porous Media*, vol. 15, no. 12, pp. 1079–1091, 2012.

[12] S. Abelman, T. Hayat, and E. Momoniat, "On the Rayleigh problem for a Sisko fluid in a rotating frame," *Applied Mathematics and Computation*, vol. 215, no. 7, pp. 2515–2520, 2009.

[13] M. Molati, T. Hayat, and F. M. Mahomed, "Rayleigh problem for a MHD Sisko fluid," *Nonlinear Analysis. Real World Applications*, vol. 10, no. 6, pp. 3428–3434, 2009.

[14] T. Hayat, R. J. Moitsheki, and S. Abelman, "Stokes' first problem for Sisko fluid over a porous wall," *Applied Mathematics and Computation*, vol. 217, no. 2, pp. 622–628, 2010.

[15] M. Khan, S. Munawar, and S. Abbasbandy, "Steady flow and heat transfer of a Sisko fluid in annular pipe," *International Journal of Heat and Mass Transfer*, vol. 53, no. 7-8, pp. 1290–1297, 2010.

[16] M. Jamil and C. Fetecau, "Some exact solutions for rotating flows of a generalized Burgers' fluid in cylindrical domains," *Journal of Non-Newtonian Fluid Mechanics*, vol. 165, no. 23-24, pp. 1700–1712, 2010.

[17] C. Fetecau, A. Mahmood, C. Fetecau, and D. Vieru, "Some exact solutions for the helical flow of a generalized Oldroyd-B fluid in a circular cylinder," *Computers & Mathematics with Applications*, vol. 56, no. 12, pp. 3096–3108, 2008.

[18] M. Khan, Q. Abbas, and K. Duru, "Magnetohydrodynamic flow of a Sisko fluid in annular pipe: a numerical study," *International Journal for Numerical Methods in Fluids*, vol. 62, no. 10, pp. 1169–1180, 2010.

[19] M. Khan, N. Shaheen, and A. Shahzad, "Steady flow and heat transfer of a magnetohydrodynamic Sisko fluid through porous medium in annular pipe," *International Journal for Numerical Methods in Fluids*, vol. 69, no. 12, pp. 1907–1922, 2012.

[20] F. S. Sherman, *Viscous Flow*, McGraw-Hill, New York, NY, USA, 1990.

[21] L. Dresner, *Similarity Solutions of Nonlinear Partial Differential Equations*, Pitman, Boston, Mass, USA, 1983.

[22] T. Aziz, F. M. Mahomed, and A. Aziz, "Group invariant solutions for the unsteady MHD flow of a third grade fluid in a porous medium," *International Journal of Non-Linear Mechanics*, vol. 47, no. 7, pp. 792–798, 2012.

[23] T. Aziz and F. M. Mahomed, "Reductions and solutions for the unsteady flow of a fourth grade fluid on a porous plate," *Applied Mathematics and Computation*, vol. 219, no. 17, pp. 9187–9195, 2013.

[24] L. F. Shampine, M. W. Reichelt, and J. Kierzenka, "Solving Boundary-Value Problems for Ordinary Differential Equations in MATLAB with bvp4c," http://www.mathworks.com/matlabcentral/fileexchange/3819-tutorial-on-solving-bvps-with-bvp4c.

[25] L. F. Shampine and M. W. Reichelt, "The MATLAB ODE suite," *SIAM Journal on Scientific Computing*, vol. 18, no. 1, pp. 1–22, 1997.

Copyright of Mathematical Problems in Engineering is the property of Hindawi Publishing Corporation and its content may not be copied or emailed to multiple sites or posted to a listserv without the copyright holder's express written permission. However, users may print, download, or email articles for individual use.