

https://dspace.org/

Awareness Factors Affecting Contraceptive Uptake in women attending the Gynaecology Out-Patients Department, at a Tertiary Hospital

Ndlovu, Sinegugu

2023

University of the Witwatersrand, Johannesburg

https://hdl.handle.net/10539/48015

Ndlovu, Sinegugu . (2023). Awareness Factors Affecting Contraceptive Uptake in women attending the Gynaecology Out-Patients Department, at a Tertiary Hospital [Master`s dissertation, University of the Witwatersrand, Johannesburg]. WIReDSpace. https://hdl.handle.net/10539/48015

Downloaded from a DSpace repository. https://dspace.org/

Awareness Factors Affecting Contraceptive Uptake in women attending the Gynaecology Out-Patients Department, at a Tertiary Hospital

Dr. Sinegugu Ndlovu

0601321J

Registrar in Obstetrics and Gynaecology

MBChB (UKZN)



UNIVERSITY OF THE
WITWATERSRAND,
JOHANNESBURG

A submissible research article submitted to the faculty of Health Sciences at the University of Witwatersrand, Johannesburg, in partial fulfilment of the requirements for the degree of Master of Medicine, in the field of Obstetrics and Gynaecology.

Supervisors

Dr. Lusanda Shimange-Matsose

Dr. Chileshe Mpehle

Johannesburg, 2023

DECLARATION

Declaration: Student's contribution to article and agreement of co-author

I, Sinegugu Ndlovu, student number 0601321J, declare that this research report is my own work and I contributed adequately towards research findings and in the article stated below which are included in my research report. It is being submitted in fulfilment of the of the requirement for the Master of Medicine in the branch of Obstetrics and Gynaecology at the University of the Witwatersrand, Johannesburg. Assistance that I have received has been declared in the acknowledgements section of this article. This work has not been submitted previously for any degree or examination at this or any other university.

I certify that the protocol has been approved in accordance with the Human Research Ethics Committee (Medical) at the University of the Witwatersrand, Johannesburg (M210720).

Signature of Student:  **……**Date**:** 31/03/2023

Name of Primary supervisor: Dr L Shimange Matsose

Name of co-supervisor: Dr C Mpehle

Signature of Primary Supervisor: 

Agreement by co-author: By signing this declaration, the co-authors listed below agree to the article by the student as part of her research report

Journal name: Contraception

Authors	**Name**	**Signature**	**Date**
1st author	S Ndlovu		**31/03/23**
2nd author	L Shimange Matsose		**31/03/23**
3rd author	C Mpehle		**31/03/23**

PRESENTATIONS ARISING FROM THIS RESEARCH PROJECT

The findings of this research project have not been presented at any academic seminar or conferences. The report findings will be presented at the regional SASOG meeting.

PUBLICATIONS ARISING FROM THIS RESEARCH PROJECT

This research project will be submitted for consideration for publication to the International Reproductive Health Journal in 2023.

ABSTRACT

Objectives: The objectives of the study were to assess the knowledge and awareness of contraception in the women seen at Chris Hani Baragwanath Academic Hospital Gynaecology Out-patient department. We also looked at the efficiency of contraceptive counselling from the health care providers and assessed patient satisfaction.

Study design: We conducted a prospective, descriptive, cross-sectional study. A survey of 100 women, of reproductive age attending the gynaecology outpatient department was conducted using a questionnaire over a period of 3 months. Sample size was determined by use of The Survey System, Sample Size Calculator. The survey assessed the women's knowledge regarding barrier methods as well as hormonal methods (in the form of combined oral contraceptives, injectables, the implant, the intrauterine device, emergency contraception) and permanent forms of contraception. Independent variables were age, level of education, employment, parity. Dependant variables were prevalence of contraceptive uptake, knowledge of available contraception. The association between the prevalence of contraceptive uptake and the knowledge regarding the available methods of contraception was assessed using the Chi square test, as well as the Mann Whitney U test. A p-value of 0.05 was decided upon for statistical significance an odds ratio and 95% confidence intervals were reported.

Results: Overall Our study found that the total percentage of women using a form of contraception was 39.79 % while those that were not on any form of contraception was 60.20%. Our study found that the rates of contraception discontinuation were high. There was poor contraceptive awareness and knowledge. There was more awareness than there was intricate knowledge regarding the different forms available of contraception. Contraceptive counselling increased the rate of contraceptive uptake; of the women that were initially counselled, and then offered contraception, 82.9% of them were agreeable.

Conclusion: Awareness does not equal knowledge. All gynaecology outpatient visits should be seen as an opportunity for contraceptive counselling, regardless of the main complaint. The high rate of discontinuation of hormonal contraception should be further assessed, women should be re-counselled prior to discontinuation, and preferably placed on another form of contraception which suits their needs.

ACKNOWLEDGEMENTS

I wish to express my deepest gratitude to my supervisors, Dr Chileshe Mpehle and Dr Lusanda Shimange-Matsose without whom this study would not have been possible. Their guidance, encouragement and knowledge has been invaluable.

I wish to thank everyone in the Department of Obstetrics and Gynaecology at the Chris Hani Baragwanath Academic Hospital who have invested time and effort into my training. I would like to recognize the kind assistance that you all provided during my study.

To my friends and family, I am thankful to have people in my life that cheer me on. To my sister whom I share my passion for medicine with, Liswa Ndlovu, thank you for always supporting and encouraging me.

To Dr Mbodi, you are the embodiment of the phrase “it takes a village”. Thank you.

Above all, I want to thank my Heavenly Father, for His grace and unconditional love.

TABLE OF CONTENTS PAGE

Title Page	i
Declaration	ii
Dedication	ii
Presentations and publications arising from this project	iii
Acceptance letter from journal	iv
Abstract	v
Acknowledgements	vi
Table of contents	vii-viii
Nomenclature	ix
List of figures	x
List of tables	x

CHAPTER 1- INTRODUCTION AND LITERATURE REVIEW

1.1 Introduction	1
1.2 references for introduction and literature review	2

CHAPTER 2- SUBMISSIBLE ARTICLE FORMAT

2.1 Abstract	4
2.2 Introduction	5
2.3 Material and methods	7
2.4 Results	8

2.5 Discussion 21

2.6 Conclusion 24

2.7 Ethics approval and consent to participate 24

2.8 Author contributions 25

2.9 Conflict of interest 25

2.10 Acknowledgements 25

2.11 Funding 25

2.12 References for submissible article 25

CHAPTER 3 - APPENDICES

3.1 Journal author’s guide 29

3.2 Research protocol 41

3.3 Approval from Head of Department in Obstetrics and Gynaecology 58

3.4 Approval from CEO of Chris Hani Baragwanath Academic Hospital 59

3.5 Consent form 61

3.6 Ethics certificate 63

3.7 Turnitin report 67

3.8 Plagiarism declaration 71

NOMENCLATURE

AIDS	Acquired immunodeficiency syndrome
ANC	Antenatal clinic
BTL	Bilateral tubal ligation
CHBAH	Chris Hani Baragwanath Hospital
COC	Combined oral contraceptives
COVID- 19	Coronavirus disease 19
DMPA	Depo medroxyprogesterone acetate
FP	Family planning
GOPD	Gynaecology outpatient department
HIV	Human immunodeficiency virus
IUCD	Intrauterine device
IUS	Intrauterine system
LARC	Long-acting reversible contraception
REDCAP	Research Electronic Data Capture
SA	South Africa
SSA	Sub Saharan Africa
TOP	Termination of pregnancy
WHO	World Health Organisation

LIST OF TABLES **PAGES**

Table 1: Descriptive characteristics of patients attending the gynaecology outpatients. department at the Chris Hani Baragwanath Academic Hospital 9

Table 2: Awareness regarding the available methods of contraception 11

Table 3: Detailed knowledge regarding the available methods of contraception 12

Table 4: Factors concerning sources of knowledge regarding contraception. 15

Table 5: Detailed knowledge regarding side effects of the available methods of Contraception 16

Table 6: contraceptive counselling rates in admitted patients versus outpatients 20

Figure 1: Graph indicating patient satisfaction with contraceptive counselling 20

1. INTRODUCTION

In Sub-Saharan Africa, there is an unmet need for family planning. This has been shown to have an adverse social, and economic effect on communities(1). Family planning, by definition, is the ability of an individual or couple to anticipate and attain their desired number of children and plan the spacing and timing between their births (2). It is one of the four pillars of the Safe Motherhood Initiative to reduce maternal death in developing countries (3)

The World Health Organization (WHO) defines "unmet need" as: Women of reproductive age, who are sexually active, with no desire to fall pregnant, yet are not on any contraceptive method (4) Although there has been an increase in contraceptive uptake in Sub-Saharan Africa, there is still an unmet need of approximately 21% (1). This has contributed to the high rate of unintended pregnancies in the region, totalling 51 million pregnancies per annum (1).

Family planning plays an instrumental role in the development of a society, the regulation of the growth of the population, and the reduction of poverty (5). The unmet need for family planning in Sub-Saharan Africa has shown to have an adverse effect, not only (including human immunodeficiency virus/acquired immunodeficiency syndrome), unsafe termination of pregnancies, increase maternal mortality and morbidity rates (5). Studies have shown that complications of pregnancy, and childbirth are the leading cause of death in girls aged 15-19 in developing countries (5). In this regard, the achievement of the 2030 United Nations sustainable development goals 1-5 would be facilitated by adequate family planning programs.

Hlongwa et al lists the following major factors, as those affecting contraceptive uptake (6); Limited resources, which is further divided into: limited access to contraception and understaffed, undertrained health care facilities; Lack of knowledge and awareness of the available contraceptive methods; Partner support, or lack thereof; Poor socio-economic status.

A 2014 study showed that 68% of the patients seen at an antenatal clinic (ANC) were a result of unplanned pregnancy (7).Only 44% of women were aware of emergency contraception (EC) with 84% of the patients stating a willingness to use emergency contraception (EC), after having been educated about it(7). Lebese et al, conducted a study in Limpopo Province, where they found that there was an awareness of availability of contraceptive methods in public clinics, but the lack of comprehensive knowledge regarding contraception led to a negative outlook and a reduced uptake.

Also, owing to a lack of adequate counselling of women attending public clinics, patients resort to obtaining distorted knowledge from peers and family members (8)

A study done in Ethiopia showed that 76% of women did not know that Bilateral tubal ligation was a means to contraception(9) In Tunisia, 79% of women who underwent repeat terminations of pregnancy, were found to have a lack of knowledge regarding contraceptive methods, and their availability(9) Another study done in South Africa, showed that women knew at least one method of contraception, mainly being the injectables or the condom method(6) De Clerk et al did a study in 2015, that showed that there was poor knowledge of intrauterine contraceptive device (IUCD) and emergency contraception amongst South African women(6). Maswime et al found that, more than 50% of women seen at the CHBAH TOP clinic, had been on contraceptives, but inconsistently so(10).

An increase in the uptake of contraception is paramount in achieving sustainable development in the country. Majority of studies have suggested that in order to bridge the gap, there should be an increase in counselling at a health care facility level (11).

We underwent this study to look at the factors affecting contraceptive uptake in women seen at the Chris Hani Baragwanath Academic Hospital (CHBAH) gynaecology outpatient department (GOPD), namely, their awareness of family planning, their knowledge of the different forms of contraception, methods through which the patients attain their knowledge of contraception and their satisfaction with the available contraception counselling.

References for Introduction

1. Olakunde BO, Sam-agudu NA, Patel TY, et al. Uptake of permanent contraception among women in sub-Saharan Africa : a literature review of barriers and facilitators. *Contraception* 2019;99:205–11. Doi: 10.1016/j.contraception.2018.12.007
2. A review of the HHS Family Planning Program : mission, management, and measurement of results., Butler AStith, Clayton EWright. National Academies Press; 2009. 416 p.
3. Ahmed S, Li Q, Liu L et al. Maternal deaths averted by contraceptive use : an analysis of 172 countries. *The Lancet* [Internet]. 2019;380(9837):111–25. http://dx.doi.org/10.1016/S0140-6736(12)60478-4

4. WHO. Family planning / Contraception. 2018;(February): https://www.who.int/news-room/fact-sheets/detail/family-planning-contraception (accessed 06/10/2019)

5. Chandra-mouli V, Mccarraher DR, Phillips SJ et al. Contraception for adolescents in low and middle income countries: needs , barriers , and access. *Reprod Health* 2014 Jan 2;11(1):1. Doi 10.1186/1742-4755-11-1.

6. Hlongwa M, Mashamba-Thompson T, Makhunga S et al. Evidence on factors influencing contraceptive use and sexual behavior among women in South Africa: A scoping review. *Medicine* 2020 Mar;99(12): e19490. Doi 10.1097/MD.0000000000019490.

7. Lukhaimane TA. Knowledge and willingness to use emergency contraception, among postpartum women at Chris Hani Baragwanath Academic Hospital 2014. Accessed from: https://wiredspace.wits.ac.za/items/1aea0c4f-d9b4-4c19-8cc1-0a99df35c15e [Accessed: 21.04.21]. Unpublished research.

8. Lebese RT, Maputle SM, Ramathuba DU et al. Factors influencing the uptake of contraception services by Vatsonga adolescents in rural communities of Vhembe District in Limpopo Province, South Africa. *Health SA Gesondheid*. 2013;18(1). Doi:10. 4102/hsag.v18i.654

9. Steyn C, Govender I, Velaphi Ndimande J. An exploration of the reasons women give for choosing legal termination of pregnancy at Soshanguve Community Health Centre, Pretoria, South Africa. *S Afr Fam Pract*. 2018;60(4):126–31 doi.org/10.1080/20786190.2018.1432138

10. Maswime S. Evaluation of the Use of Barrier Contraceptives in Women Requesting Termination of Pregnancy at Chris Hani Baragwanath Academic Hospital. 2015. Accessed from. https://wiredspace.wits.ac.za/items/ddfba64b-0f41-49d0-8a9b-71c9ad027a61 [Accessed 10/01/2021] Unpublished article.

11. Harper CC, Brown BA, Foster-Rosales A, Raine TR. Hormonal contraceptive method choice among young, low-income women: How important is the provider? *Patient Education and Counseling*. 2010 Dec;81(3):349–54. Doi:10.1016/j.pec.2010.08.010

SUBMISSIBLE FORMAT ARTICLE

Awareness Factors Affecting Contraceptive uptake in Women attending the Gynaecology outpatient Department, in a Tertiary Hospital.

Sinegugu Ndlovu[1,2], Chileshe Mpehle[1,3], Lusanda Shimange-Matsose[1,3]

[1]*Department of Obstetrics and Gynaecology, School of Clinical Medicine, Faculty of Health Science, University of the Witwatersrand, Johannesburg, South Africa.*

[2]*Department of Obstetrics and Gynaecology, Chris Hani Baragwanath Academic Hospital*

[3]*Department of Obstetrics and Gynaecology, Chris Hani Baragwanath Academic Hospital*

Abstract

Objectives: The objectives of the study were to assess the knowledge and awareness of contraception in the women seen at Chris Hani Baragwanath Academic Hospital Gynaecology Out-patient department. We also looked at the efficiency of contraceptive counselling from the health care providers and assessed patient satisfaction.

Study design: We conducted a prospective, descriptive, cross-sectional study. A survey of 100 women, of reproductive age attending the gynaecology out-patient department, was conducted using a questionnaire over a period of 3 months. Sample size was determined by use of The Survey System, Sample Size Calculator. The survey assessed the women's knowledge regarding barrier methods as well as hormonal methods (in the form of combined oral contraceptives, injectables, the

implant, the intrauterine device, emergency contraception) and permanent forms of contraception. Independent variables were age, level of education, employment, parity. Dependant variables were prevalence of contraceptive uptake, knowledge of available contraception. The association between the prevalence of contraceptive uptake and the knowledge regarding the available methods of contraception was assessed using the Chi square test, as well as the Mann Whitney U test. A p-value of 0.05 was decided upon for statistical significance an odds ratio and 95% confidence intervals were reported.

Results: Overall Our study found that the total percentage of women using a method of contraception was 39.79 % while those that were not on any method of contraception was 60.20%. Our study also found that there were high rates of discontinuation of contraception. Overall,there was poor contraceptive awareness and knowledge. There was more awareness than there was intricate knowledge regarding the different forms of contraception. Contraceptive counselling increased the rate of contraceptive uptake; of the women that were initially counselled, and then offered contraception, 82.9% of them were agreeable.

Conclusion: Awareness does not equal knowledge. All gynaecology out-patient visits should be seen as an opportunity for contraceptive counselling, regardless of the main complaint. The high rate of discontinuation of hormonal contraception should be further assessed, and women should be counselled prior to discontinuation, and preferably placed on another form of contraception which suits their needs.

Introduction

In Sub-Saharan Africa, there is an unmet need for family planning. This has been shown to have an adverse social, and economic effect on communities(1). Family planning, by definition, is the ability of an individual or couple to anticipate and attain their desired number of children and plan the spacing and timing between their births (2). It is one of the four pillars of the Safe Motherhood Initiative to reduce maternal death in developing countries (3)

The World Health Organization (WHO) defines “unmet need” as: Women of reproductive age, who are sexually active, with no desire to fall pregnant, yet are not on any contraceptive method (4) Although there has been an increase in contraceptive uptake in Sub-Saharan Africa, there is still an unmet need of approximately 21% (1). This has contributed to the high rate of unintended pregnancies in the region, totalling 51 million pregnancies per annum (1)..

Family planning plays an instrumental role in the development of a society, the regulation of the growth of the population, and the reduction of poverty (5). The unmet need for family planning in Sub-Saharan Africa has shown to have an adverse effect, not only (including human immunodeficiency virus/acquired immunodeficiency syndrome), unsafe termination of pregnancies, increase maternal mortality and morbidity rates (5). Studies have shown that complications of pregnancy, and childbirth are the leading cause of death in girls aged 15-19 in developing countries (5). In this regard, the achievement of the 2030 United Nations sustainable development goals 1-5 would be facilitated by adequate family planning programs.

Hlongwa et al lists the following major factors, as those affecting contraceptive uptake (6); Limited resources, which is further divided into: limited access to contraception and understaffed, undertrained health care facilities; Lack of knowledge and awareness of the available contraceptive methods; Partner support, or lack thereof; Poor socio-economic status.

A 2014 study showed that 68% of the patients seen at an antenatal clinic (ANC) were a result of unplanned pregnancy (7).Only 44% of women were aware of emergency contraception (EC) with 84% of the patients stating a willingness to use emergency contraception (EC), after having been educated about it(7). Lebese et al, conducted a study in Limpopo Province, where they found that there was an awareness of availability of contraceptive methods in public clinics, but the lack of comprehensive knowledge regarding contraception led to a negative outlook and a reduced uptake. Also, owing to a lack of adequate counselling of women attending public clinics, patients resort to obtaining distorted knowledge from peers and family members (8)

A study done in Ethiopia showed that 76% of women did not know that Bilateral tubal ligation was a means to contraception(9) In Tunisia, 79% of women who underwent repeat terminations of pregnancy, were found to have a lack of knowledge regarding contraceptive methods, and their availability(9) Another study done in South Africa, showed that women knew at least one method of contraception, mainly being the injectables or the condom method(6) De Clerk et al did a study in 2015, that showed that there was poor knowledge of intrauterine contraceptive device (IUCD) and emergency contraception amongst South African women(6). Maswime et al found that more than 50% of women seen at the CHBAH TOP clinic, had been on contraceptives, but inconsistently so(10).

An increase in the uptake of contraception is paramount in achieving sustainable development in the country. The majority of studies have suggested that in order to bridge the gap, there should be an increase in counselling at the healthcare facility level (11).

We underwent this study to look at the factors affecting contraceptive uptake in women seen at the Chris Hani Baragwanath Academic Hospital (CHBAH) gynaecology outpatient department (GOPD), namely; their awareness of family planning, their knowledge of the different forms of contraception, methods through which the patients attain their knowledge of contraception and their satisfaction with the available contraception counselling.

Materials and methods

2.1. Study setting

This study took place at the Chris Hani Baragwanath Academic Hospital Gynaecology Outpatient's Department. CHBAH is the biggest hospital in the southern hemisphere, and the third biggest hospital in the world. It is a tertiary Hospital that receives referrals from the surrounding clinics, regional hospitals, as well as private hospitals. The gynaecology out -patient department is divided into 2 clinics; Patients are triaged, then referred to either GOPD or Cold Case clinic. GOPD: where patients are managed in the acute setting; stabilised and admitted to the ward. Admission of patients is mostly because of hypovolemic shock due to haemorrhage secondary to incomplete miscarriages, abnormal uterine bleeding, and ruptured ectopic pregnancies not amenable to medical management. GOPD treats approximately 350 patients per week, averaging to approximately 50 patients per day. Cold Case Clinic: this clinic works on as per appointment. Patients are stable and seen as out -patients. The patients that are referred to this clinic may present with conditions such as infertility, abnormal uterine bleeding, fibroid uterus, or any other gynaecological condition requiring elective surgery. Cold Case Clinic treats approximately 77 patients per week, which averages to 11 patients per day. From this we have estimated that the approximate population seen over a 3month period is 5208 patients. A sample size was determined using the Survey system sample size calculator,with a confidence level of 95% and a 10% confidence interval.

2.2. Study design and data analysis

We conducted a prospective, descriptive, cross-sectional study. Both qualitative and quantitative factors were assessed, using non-probability convenience sampling. Independent variables were age, level of education, employment, parity. Dependant variables were prevalence of contraceptive uptake, knowledge of available contraception.

2.3. Inclusion and exclusion criteria

To be eligible for the study women had to be; age group 18-50, and attending the gynaecology outpatient department. Patients that were excluded were pre pubertal females, unstable medical emergency patients, those who opted out of participation, patients who had already undergone hysterectomy, as well as patients with whom communication was difficult due to language restrictions. Questions that were incorrectly answered were also excluded from the analysis.

2.4. Data collection and analysis

A survey of 100 women, of reproductive age attending the GOPD, was conducted using a questionnaire. Sample size was determined by use of The Survey System, Sample Size Calculator(12). We sampled from a population of 5208, which was the number documented to have been seen at GOPD over 3 months as per the recorded gynaecology statistics from the department. We used a confidence level of 95%, and a 10% confidence interval. Data was entered into a REDCap (Research Electronic Data Capture) database(13) and analysed using Stat version

Descriptive statistics were used to report on variables. Student's T-test, Chi-squared test and ANOVA was used for normally distributed data. Non-parametric tests were used in cases of non-normally distributed data. Continuous variables were reported as means and medians. Whilst categorical variables were reported as frequencies. The association between the prevalence of contraceptive uptake and the knowledge regarding the available methods of contraception was assessed using the Chi square test, as well as the Mann Whitney U test. A p-value of 0.05 was decided upon for statistical significance an odds ratio and 95% confidence intervals were reported.

Results

During the study period, 100 women were enrolled, who completed the study questionnaire All of the participants filled the questionnaire; however, some participants incompletely answered their questionnaires, resulting in exclusion from analysis of the relative variable. The median age of the women was 30 years (range 26-35), of which 88.7% were reported to be sexually active, and 35.5% had completed their families. Our study found that the total percentage of women on a form of contraception was 39.79 % while those that were not were 60.20% (Table1).

Table 1: Descriptive characteristics of patients attending the gynaecology outpatients department at the Chris Hani Baragwanath Academic Hospital

	Total (N=100)	**On contraception (n=39)**	**Not on contraception (n=59)**	**P-value**
Description	**n (%) or median (IQR)**	**n (%) or median (IQR)**	**n (%) or median (IQR)**	
Age	30 (26-35)	30 (26-35)	30 (26-35)	0.94
Level of education (n=95)				0.78
High school	60 (63.2)	24 (64.9)	36 (62.1)	
Tertiary	35 (36.8)	13 (35.1)	22 (37.9)	
Currently employed (n=97)	36 (37.1)	14 (36.9)	22 (37.3)	0.97
Number of pregnancies				0.53
0	20 (20.4)	8 (20.5)	12 (20.3)	
1	18 (18.4)	8 (20.5)	10 (16.9)	
2	26 (26.5)	8 (20.5)	18 (30.5)	
3	16 (16.3)	6 (15.4)	10 (16.9)	
4	4 (4.1)	6 (15.4)	4 (6.8)	
5 and above	4 (4.1)	3 (7.5)	5 (8.2)	
Pregnancies	2 (1-3)	2 (1-3)	2 (1-3)	0.79
Live outcomes	1 (0-2)	1 (0-2)	1 (0-2)	0.62
Miscarriage	0 (0-1)	0 (0-1)	0 (0-1)	0.65
Previous TOP	10 (10.3)	4 (10.3)	6 (10.3)	0.98
Completed family (n=95)	33 (35.5)	13 (36.1)	20 (35.1)	0.92
Currently sexually active	86 (88.7)	34 (89.5)	52 (88.1)	0.84

[a]p-value from Fishers exact and Wilcoxon rank-sum tests

The methods of contraception that were assessed were: male and female condoms, the withdrawal method, combined oral contraceptives (COC), medroxyprogesterone acetate (DMPA),

noresthisterone acetate, etornogestrel implant, levornorgestrel intrauterine system (IUS) & copper intra-uterine contraception device (IUCD), the contraceptive patch, as well as bilateral tubal ligation (BTL).

Table 2: Awareness regarding the available methods of contraception.

Description	**n (%)**
Male condoms (n=97)	
Unaware of it	4 (4.1)
Aware but never used	5 (5.2)
Currently using it	43 (44.3)
Don't like it	45 (46.4)
Female condoms (n=97)	
Unaware of it	22 (22.7)
Aware but never used	67 (69.1)
Currently using it	1 (1.1)
Don't like it	7 (7.2)
Withdrawal (n=95)	
Unaware of it	35 (36.8)
Aware but never used	30 (31.6)
Currently using it	20 (21.1)
Don't like it	10 (10.5)
Pills (n=97)	
Unaware of it	11 (11.3)
Aware but never used	42 (43.3)
Currently using it	12 (12.4)
Don't like it	32 932.9)
DMPA (n=98)	
Unaware of it	12 (12.2)
Aware but never used	39 (39.8)
Currently using it	14 (14.3)
Don't like it	33 (33.7)
Nuristerate (n=97)	
Unaware of it	19 (19.6)
Aware but never used	46 (47.4)
Currently using it	7 (7.2)
Don't like it	25 (25.8)
Implanon (n=97)	
Unaware of it	30 (30.9)
Aware but never used	58 (59.8)
Currently using it	1 (1.1)
Don't like it	8 (8.3)

Mirena (n=100)	
Unaware of it	47 (47.9)
Aware but never used	47 (47.9)
Currently using it	1 (1.1)
Don't like it	3 (3.1)
Patch (n=96)	
Unaware of it	61 (63.5)
Aware but never used	32 (33.3)
Currently using it	0 (0.0)
Don't like it	3 (3.1)
Sterilisation (n=98)	
Unaware of it	43 (43.9)
Aware but never used	54 (55.1)
Currently using it	1 (1.0)
Don't like it	0 (0.0)

Male condoms were currently being used by 43 women (44.4%) (n= 97), and 45 women (46.4%) had used them previously but did not like them. Female condoms were being used by 1 (1.1%) woman, and 7 (7.2%) had used them previously but did not like them. Combined oral contraceptives were being used by 12(12.4%) women and disliked and discontinued by 32 (32.9%) women. DMPA was being used by 14 (14.3%) women and had been previously used and discontinued by 33 (33.7%) women. Nur-isterate was currently being used by 7(7.2%) women and discontinued by 25 (25.8%) women. Implanon was being used by 1(1.1%) woman and discontinued by 8 (8.3%) women. Mirena was being used by 1 (1.1%) woman and discontinued by 3 (3,1%). The contraceptive patch was currently being used by none of the women but had previously been used and discontinued by 3(3.1%). One woman had been sterilised.

Table 3: Detailed knowledge regarding the available methods of contraception.

Description	**n (%)**
Male condoms (n=98)	
Stop HIV	
Yes	66 (65.1)
No	28 (28.6)

Don’t know	6 (6.1)
Are expensive	
Yes	3 (3.1)
No	85 (86.7)
Don’t know	10 (10.2)
Have side effects	
Yes	13 (13.3)
No	60 (61.2)
Don’t know	25 (25.5)
Withdrawal (n=97)	
Stop HIV	
Yes	14 (14.4)
No	52 (53.6)
Don’t know	31 (31.9)
Are expensive	
Yes	0 (0)
No	59 (61.5)
Don’t know	37 (38.5)
Have side effects	
Yes	6 (6.19)
No	42 (43.3)
Don’t know	49 (50.5)
Pills (n=98)	
Causes bleeding	
Yes	35 (35.7)
No	35 (35.7)
Don’t know	28 (28.6)
Cause infertility	
Yes	13 (13.4)
No	33 (34.1)
Don’t know	51 (52.6)
Are available at my clinic/hospital	
Yes	80 (81.63)
No	6 (6.1)
Don’t know	12 (12.2)
DMPA (n=98)	
Causes bleeding	

Yes	31 (31.6)
No	36 (36.7)
Don’t know	31 (31.6)
Cause infertility	
Yes	13 (13.4)
No	36 (37.1)
Don’t know	48 (49.5)
Are available at my clinic/hospital	
Yes	89 (90.8)
No	0 (0.0)
Don’t know	9 (9.2)
Nuristerate (n=98)	
Causes bleeding	
Yes	20 (20.4)
No	27 (27.6)
Don’t know	51 (52.1)
Are available at my clinic/hospital	
Yes	67 (68.4)
No	1 (1.1)
Don’t know	30 (30.6)
Implant (n=98)	
Causes bleeding	
Yes	16 (16.3)
No	16 (16.3)
Don’t know	66 (67.4)
Cause infertility	
Yes	9 (9.5)
No	19 (20.0)
Don’t know	67 (70.5)
Are available at my clinic/hospital	
Yes	67 (68.4)
No	1 (1.0)
Don’t know	30 (30.6)
Mirena (n=96)	
Causes bleeding	
Yes	7 (7.3)
No	15 (15.6)

Don’t know	74 (77.1)
Cause infertility	
Yes	5 (5.2)
No	22 (22.9)
Don’t know	69 (71.9)
Are available at my clinic/hospital	
Yes	51 (52.6)
No	1 (1.1)
Don’t know	45 (45.4)
Patch (n=98)	
Causes bleeding	
Yes	3 (3.1)
No	11 (11.2)
Don’t know	84 (85.7)
Cause infertility	
Yes	6 (6.2)
No	14 (14.4)
Don’t know	77 (79.4)
Are available at my clinic/hospital	
Yes	35 (35.7)
No	5 (5.1)
Don’t know	58 (59.2)
Sterilisation (n=96)	
Causes bleeding	
Yes	3 (3.1)
No	16 (16.3)
Don’t know	79 (80.6)
Cause infertility	
Yes	19 (19.8)
No	10 (10.4)
Don’t know	67 (69.8)
Are available at my clinic/hospital	
Yes	46 (46.9)
No	4 (4.1)
Don’t know	48 (48.9)

Table 4: Sources of information regarding contraception

Description	n (%) or median (IQR)
Previously aware of contraception	95 (96.9)
Age at contraception awareness	18 (15-20)
Source of information on contraception	
Parents	26 (26.0)
Friends	24 (24.0)
School	55 (55.0)
Media	12 (12.0)
Other[a]	14 (14.0)

[a]Other: clinic, hospital, relative

The median age of contraceptive awareness was found to be 18 years of age (15-20%). The majority (55%) of the patients were taught about contraception at school followed by parental counselling (26%) and then by friends (24%). Less than 14% of patients were reported to have been counselled about contraception at their local clinic, or hospital.

Table 5: Detailed knowledge regarding side effects of the available methods of contraception

Description	n (%)
Implanon (n=97)	
How long does it last?	
I know	23 (23.7)
Don't know	74 (76.3)
How long (n=23)	
0	1 (4.40
3	4 (17.4)
5	1 (4.4)
12	1 (4.4)
24	4 (17.4)
36	11 (47.8)
72	1 (4.4)
Has an effect on my period	
I know	14 (15.1)
Don't know	79 (84.9)

Effects details	
Causes headache	
I know	12 (12.9)
Don't know	81 (87.1)
Mirena (n=96)	
How long does it last?	
I know	10 (10.4)
Don't know	86 (89.6)
How long in years (n=76)?	
5	6 (7.9)
Don't know	69 (90.1)
DMPA (n=96)	
Has an effect on my period	
I know	52 (54.7)
Don't know	43 (45.3)
DMPA detail effects	
DMPA causes weight gain	
I know	46 (49.5)
Don't know	47 (50.5)
COC (n=98)	
Has an effect on my period	
I know	31 (31.6)
Don't know	67 (68.4)
COC detail effects	
How to take COC	
I know	42 (42.9)
Don't know	56 (57.1)
What if you miss one pill	
I know	22 (22.5)
Don't know	76 (77.6)
Detail if miss one pill	
Can be started immediately after birth	
I know	42 (43.8)
Don't know	54 (56.2)

Emergency contraception (n=97)	2 (1-3)
When to take	
I know	42 (43.3)
Don't know	55 (56.7)
Within how many hours after sex	
0	6 (17.1)
24	4 (11.4)
48	6 (17.4)
72	19 (54.3)
Can be used everyday	
I know	27 (28.4)
Don't know	68 (71.6)
Always work in preventing pregnancy	
I know	29 (30.2)
Don't know	67 (67.8)
Sterilisation (n=97)	
Men can sterilise	
I know	26 (26.8)
Don't know	71 (73.2)
Male sterilisation is reversible	
I know	10 (10.2)
Don't know	87 (87.8)
Is male sterilisation reversible (n=10)	
Yes	7 (70.0)
No	3 (30.0)

Only 66 per cent of patients believed that male condoms stop HIV, and 6 per cent of the women were unsure. Regarding the withdrawal method, 31% of women were unsure whether it stopped HIV or not, and 6% of the women believed that it had side effects. In terms of the combined oral contraceptive pill (n=98), 35.7% of the women believed that COC caused abnormal uterine bleeding. There was a total of 50% of women believed that COCs increased the duration of menstruation, and 13.64% believed that COCs decreased the duration of the menstrual cycle. A total of 9.09% of women believed that COCs caused amenorrhea.

Regarding the management of a missed pill, 77.6% of the women did not know what to do if a pill was missed, and of the 22.5% of those that did know what to do, 9.97% said to continue with the

next dose the following day. There was a total of 43.8% of women who believed that COCs could be started immediately after delivery. With regards to the availability of COCs at the local clinic or hospital, 81.63% of the women were aware that COCs were available at their local clinic/hospital.

With regards to DMPA (n= 96), 31.6% of the women believed that it caused abnormal uterine bleeding, and 13.4% believed that it could cause infertility. The knowledge of the side effects of DMPA was as follows: 44.44% of the women believed that DMPA increased the duration of the menstrual cycle, 22.22% of the women believed that DMPA caused amenorrhea and 6.67% of the women believed that it caused weight gain. The percentage of women who believed DMPA was available at the local clinic or hospital was 90.8%.

Regarding Implanon (n=98), 16.3% of the women believed that it caused abnormal uterine bleeding, and 67.7% of the women reported they were unsure. Only 23.7% of the women believed that they knew how long Implanon lasts. Of that 23.7%; 53.8 % believed it was 3 years, and 21,8% believed it was five years.

With regards to the levonorgestrel intrauterine system and intrauterine contraception device (LVN IUS) (n= 96) 7.3% of the women believed that the caused abnormal uterine bleeding, 77.1% of these women did not know, and 5.2% believed that it caused infertility. Only 7.9% of the women knew that the duration of (LVN IUS) was 5 years.

Concerning emergency contraception (n= 97) 43.3% of the women believed that they knew the time frame within which to take the EC. Of those that believed they knew, 54.4% said it was within the first 72 hours. Of note 67.85 of the women believed that it was always effective in the prevention of unwanted pregnancy. Regarding male sterilization (n=97) only 10 (26.8%) women knew that the sterilisation of men was possible, and of those 10 women, 7 (7.21%) women knew that it was reversible.

Satisfaction with contraceptive counselling

Table 6: Contraceptive counselling rates in admitted patients versus outpatients.

Description	n (%) or median (IQR)
Patients admitted from GOPD (n=97)	47 (48.9)
Patients managed as outpatients	50 (51.1)
Doctor or nurse discussed contraception	59 (60.8)
Admitted	32(54.2)
Not admitted	27(45.8)
Patients who were offered contraception (n=97)	45(46.3)
Admitted	28(62.2)
Not admitted	17(37.8)
Patients who decided to use contraception	39 (39.0)
Admitted	23(60.5)
Not admitted	15 (39.5)

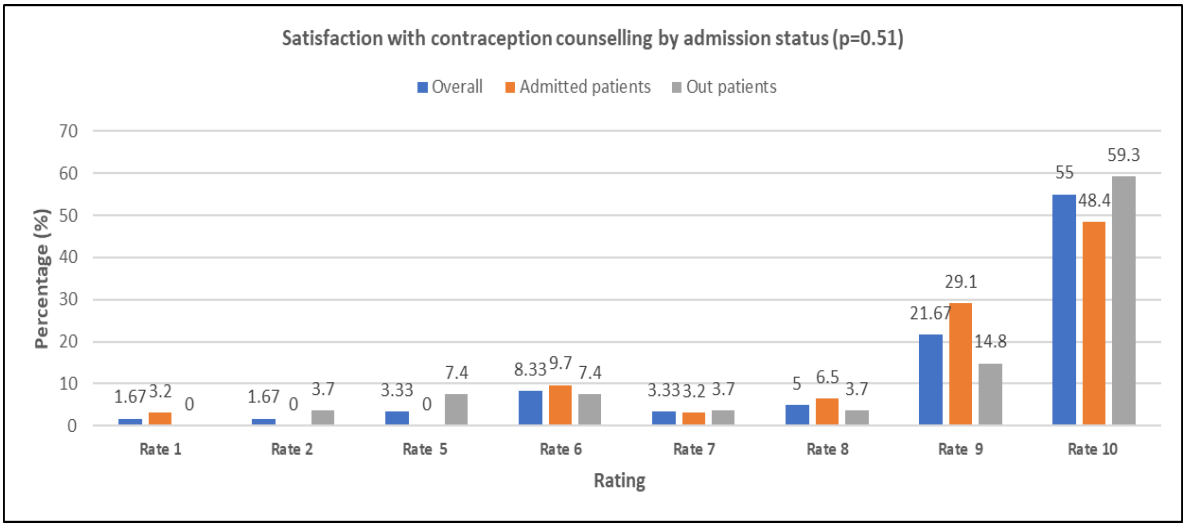

Figure 1: Graph indicating patient satisfaction with contraceptive counselling (p=0.51)

Out of the patients seen and GOPD 60.8% were counselled about contraception, after which 46.3 % were offered contraception, there was an increase of 39% in contraceptive uptake after counselling. In terms of contraceptive counselling, most of the patients that were counselled were very satisfied with the counselling received (55%), of the patients that were managed as outpatients 59.3% rated

the counselling as a 10 on the Likert scale, with 48.4% of admitted patients rating it a 10. Of note, there was no statistically significant difference in satisfaction rating between the in- and outpatients (p=0.51)

Discussion

Description of women who were on contraceptives.

Multiple studies have shown that women of reproductive age are at an increased risk of risky sexual behaviour (14). Most women in our study were not on contraception (60.2% vs 39.7%). Of the women in this study that were on contraception, 89.5% were sexually active, whilst 88.1% of those not on contraception were also sexually active. These results however were not statistically significant (Table1). A similar study done in a middle to lower-income country, Tanzania, amongst undergraduate students, found statistical significance, with a 59% prevalence of contraception non-use, whilst being sexually active (14). This result was possibly owing to a larger sample size than our study (n=253 vs n=100, respectively).

Regarding education, our study found that there was a higher percentage of women who had attained a tertiary level of education, who were not on any form of contraception. From this, we can deduce, that level of education does not necessarily play a role in contraceptive uptake. This finding is contradictory to previous studies, that have noted that women's level of education had a positive correlation to contraceptive use(13). A cross sectional study done using Demographic and Health surveys from 27 sub–Saharan African countries attributed the increase in contraceptive uptake, not only to an increase in the level of education, but also the availability of low-cost family planning. (13). This study found that there was an increase in contraceptive usage in women with at least a secondary education. (13)

Of the 97 women who answered the question regarding employment, 36(37.7%) were employed, and of those who were employed, 36.9% were found to be on contraception, while 37.3% were not. Our study found that the rate of unemployment did not affect contraceptive uptake. This finding was contrary to the finding of a study done looking at contraceptive uptake in women in sub-Saharan Africa, where they found that there was a higher uptake in contraception amongst working women (6). This difference could be attributed to the fact that the study was done during the COVID-19 pandemic, where a substantial number of jobs were lost.

Patient's knowledge about the available contraceptive methods.

Regarding the barrier methods assessed, there was a higher percentage of women who were familiar with the male condom compared to the female condom. South Africa has one the most established female condom programmes globally(16)(Table 2), the fact that over 50% of women in the study were aware of female condoms but had never used them is potentially concerning. Our study found that there was a higher percentage of women who had previously used the male condom, but had opted to discontinue using it, citing that they did not like it. In 2019 the HIV prevalence among the general population was 20.4%, with women being more affected than men(16). Thus, the important of condom usage goes beyond the prevention of unintended pregnancy, includes protection from sexually transmitted diseases. Studies have previously been done, showing a higher preference to polyurethane condoms to latex condoms due to the enhanced sensitivity found in polyurethane condoms (17).If polyurethane condoms could be made readily available in the public health sector, there could be an increase in condom usage in our setting

Our study found that there was a higher proportion of women who had discontinued a form of hormonal contraception than those that were currently on it (Table 2). DMPA (33.7%) was the mostly discontinued form of contraception, followed by combined oral contraceptives (32.1%). A study done in Kenya showed that increased bleeding was one of the highest causes of discontinuation of hormonal contraception, their discontinuation rate of injectables was found to be 31% with increased bleeding cited as the main cause of the discontinuation(18). Most of the women in our study did not know whether hormonal contraception affected their menstrual cycle, but of those that did, majority of them believed it increased bleeding. Majority of the knowledge was about DMPA, this suggests that the knowledge of this side effect was from personal experience, as opposed to contraceptive counselling.

The fact that majority of the women were uncertain whether hormonal contraceptives caused infertility or not is a cause for concern. Previous studies done in rural Kenya, Nigeria and Ethiopia found there was a high percentage of women who believed that hormonal contraceptives caused infertility(19). In Sub-Saharan Africa, where motherhood is believed to be a central part of a woman's role, the idea that contraceptives could play a causative role in infertility could have a negative impact on contraceptive uptake.(19).

Our study found that majority of the women were aware of the availability of different methods of contraception available at their local clinic/ hospital. More than 80% knew that DMPA and COC's were accessible, approximately 50% knew that Mirena was available, and 48% was aware of the availability of bilateral tubal ligation. The cause for the poor knowledge of bilateral tubal ligation, could be the fact that the mean age of the women in our study was 30, and only 35.5% had completed their family, implying that majority of them had most likely, not been counselled on a

permanent form of contraception. The WHO quality of care framework is divided into 6 components, namely: effectiveness, efficiency, accessibility, acceptability, equity and safety (20). Previous studies done, have shown that barriers to quality of care such as; long queues, lack of privacy (and thus safety), staff shortages, and negative attitudes of healthcare workers, have negatively affected contraceptive uptake in the public health sector(20)(21). The awareness of availability but low uptake of contraception is indicative of not only the poor counselling but also the quality of care the women receive.

Our study found that there was overall poor knowledge regarding the duration of the different forms of hormonal contraception, with the least amount of knowledge being regarding Long-acting reversible contraceptive methods. These findings were comparable to studies done in Lesotho and the University of Free State, where they found that, though there was an increased awareness of contraception, the knowledge regarding LARC's was lower than the COCs (22)(23).

How the knowledge about contraceptive methods was acquired.

Our study found that the majority of the women were counselled about contraceptive methods at school, this was similar to a study done in Lesotho, where 57.8% of university students reported that their contraceptive learning took place in a classroom in secondary school (23). This could be because, patients spend more time at schools than hospitals, and when they are seen at hospitals, it is a brief visit due to the volume of patients seen at public hospitals. Studies have shown that media exposure to information regarding contraception has a direct link to an increase in contraceptive uptake, so the fact that our study found that less than 14% of the women attributed their source of contraceptive knowledge to media coverage was concerning. Another contributor to this could be a language barrier. A study done in Limpopo found that, although there were posters and pamphlets in the hospital, the fact that most of the patients did not understand English contributed to their misconceptions regarding contraception (8)

Patients' satisfaction with contraceptive counselling.

Our study found that thorough counselling improved contraceptive uptake. These findings were similar to a study previously done at CHBAH regarding emergency contraception, where they found that there was an increased willingness to use EC after adequate counselling, (7) as well as another study done looking at permanent contraceptive uptake in sub-Saharan Africa, which found that there was a 23% increase in bilateral tubal ligation once the patients had been counselled(1). A

qualitative study done in Uganda showed that comprehensive counselling from the health care worker shaped the decision for contraceptive use(24). Our study also found that admission to the gynaecology ward improved the rate of contraceptive counselling. This may be because admitted patients spend more time with the doctors and nurses and therefore are likely to discuss such issues. This could also be due to the fact that as outpatients seen at clinic, some of presenting complaints were conditions such as infertility.

Conclusions

Overall, our study found that, although there was an awareness of contraception, the knowledge of contraception was much lower. There was also a high rate of discontinuation of contraception due to observed and perceived side effects by patients. There was an increase in contraceptive uptake following contraceptive counselling, which further confirms the significance of comprehensive counselling. The American College of Obstetricians and Gynaecologists recommends that LARCs be offered as the first line in terms of contraceptive options (25), thus the training of healthcare workers in the insertion of different methods of contraceptives is imperative, especially if we are to decrease the unmet need for family planning and unintended pregnancies.

Limitations

One of the limitations of the study was the language barrier. Although we recruited women that could speak, write and understand English, we found that there was difficulty with the comprehension of some of the questions. We tried to overcome this by verbally asking some of the questions, so we could explain where there was a misunderstanding.

Another limitation was that our study was low powered. We recommend that a large and probably multicentred study be conducted to validate these findings.

Ethics approval and consent to participate in the study.

Ethical clearance (certificate number M210720) was obtained through the Human Research Ethics Committee (Medical) of the University of Witwatersrand. This prospective study will incur no additional cost to the patient or hospital.

Author contributions

Dr Sinegugu Ndlovu contributed to the conception, design, and drafting of the manuscript and critically reviewed the manuscript for relevant intellectual content. Dr Chileshe Mpehle and Dr Lusanda Shimange-Matsose contributed to the conception of the supervision of the study and reviewed the intellectual content of the write-up. All authors contributed to editorial changes in the manuscript. All authors read and approved the final manuscript.

Conflict of interest:

The authors declare no competing interests.

Acknowledgements

The following individuals are thanked: Dr Mbodi for his assistance with the proofreading and editing of the final document. We would like to also thank Dr Admire Chikandiwa for his assistance with the statistical analysis.

Funding

This research did not receive any specific grant from funding agencies in the public, commercial, or not-for-profit sectors.

References:

1. Olakunde BO, Sam-agudu NA, Patel TY et al. Uptake of permanent contraception among women in sub-Saharan Africa: a literature review of barriers and facilitators. *Contraception* 2019; 99:205–11. Doi: 10.1016/j.contraception.2018.12.007

2. A review of the HHS Family Planning Program: mission, management, and measurement of results. Butler A Stith, Clyton E Wright. National Academies Press; 2009. 416 p.

3. Ahmed S, Li Q, Liu L, Tsui AO, Bill F, Foundation MG. Maternal deaths averted by contraceptive use: an analysis of 172 countries. *The Lancet* [Internet]. 2019;380(9837):111–25. Doi.org/10.1016/S0140-6736(12)60478-4

4. WHO.Family planning / Contraception. 2018;(February). Available from: https://www.who.int/news-room/fact-sheets/detail/family-planning-contraception [Accessed 26/10/2019]

5. Chandra-mouli V, Mccarraher DR, Phillips SJ, et al. Contraception for adolescents in low and middle income countries: needs, barriers , and access. 2014;1–8.

Reprod Health 2014 Jan 2;11(1):1. Doi 10.1186/1742-4755-11-1.

6. Hlongwa M, Mashamba-Thompson T, Makhunga S et al. Evidence on factors influencing contraceptive use and sexual behavior among women in South Africa: A scoping review. *Medicine* 2020 Mar;99(12): e19490. Doi 10.1097/MD.0000000000019490.

7. Lukhaimane TA. Knowledge and willingness to use emergency contraception, among post-partum women at Chris Hani Baragwanath Academic Hospital 2014. Accessed from: https://wiredspace.wits.ac.za/items/1aea0c4f-d9b4-4c19-8cc1-0a99df35c15e [Accessed: 21.04.21]. Unpublished research.

8. Lebese RT, Maputle SM, Ramathuba DU et al. Factors influencing the uptake of contraception services by Vatsonga adolescents in rural communities of Vhembe District in Limpopo Province, South Africa. *Health SA Gesondheid*. 2013;18(1). Doi:10. 4102/hsag.v18i.654

9. Steyn C, Govender I, Velaphi Ndimande J. An exploration of the reasons women give for choosing legal termination of pregnancy at Soshanguve Community Health Centre, Pretoria, South Africa. *S Afr Fam Pract* . 2018;60(4):126–31. Available from:http://doi.org/10.1080/20786190.2018.1432138

10. Maswime S. Evaluation of the Use of Barrier Contraceptives in Women Requesting Termination of Pregnancy at Chris Hani Baragwanath Academic Hospital. 2015. Accessed from. https://wiredspace.wits.ac.za/items/ddfba64b-0f41-49d0-8a9b-71c9ad027a61 [Accessed 10/01/2021] Unpublished article

11. Harper CC, Brown BA, Foster-Rosales A, Raine TR. Hormonal contraceptive method choice among young, low-income women: How important is the provider? 2010 Dec;81(3):349–54. Doi:10.1016/j.pec.2010.08.010

12. sample size calculator. Available from: calculator.net/sample-size-calculator.html . [cited 2023 Jan 26].

13. Harris PA, Taylor R, Thielke R et al. Research electronic data capture (REDCap)-A metadata-driven methodology and workflow process for providing translational research informatics support. *J Biomed Inform*. 2009 Apr;42(2):377–81. DOI: 10.1016/j.jbi.2008.08.010

14. Somba MJ, Mbonile M, Obure J, et al. Sexual behaviour, contraceptive knowledge and use among female undergraduates' students of Muhimbili and Dar es Salaam Universities, Tanzania: A cross-sectional study. *BMC Womens Health*. 2014 Aug 7;14(1). Doi: 10.1186/1472-6874-14-94.

15. Emina JBO, Chirwa T, Kandala NB. Trend in the use of modern contraception in sub-Saharan Africa: Does women's education matter? *Contraception*. 2014;90(2):154–61. DOI: 10.1016/j.contraception.2014.02.001

16. Be in The Know: HIV and AIDS in South Africa. Accessed from https://www.beintheknow.org [Accessed 01/02/2021]

17. Frezieres RG, Walsh TL, Nelson AL et al. Breakage and Acceptability of a Polyurethane condom, a randomised control study. *Fam Plann Perspect* 1998 Mar-Apr;30(2):73-8. PMID: 9561872.

18. Odwe G, Obare F, Machiyama K et al. Which contraceptive side effects matter most? Evidence from current and past users of injectables and implants in Western Kenya. *Contracept X*. 2020 Jan 1;2. DOI: 10.1016/j.conx.2020.100030

19. Sedlander E, Bingenheimer JB, Thiongo M et al. "They Destroy the Reproductive System": Exploring the Belief that Modern Contraceptive Use Causes Infertility. *Stud Fam Plann.* 2018 Dec;49(4):345-365. doi: 10.1111/sifp.12076.

20. Kriel Y, Milford C, Cordero JP et al. Quality of care in public sector family planning services in KwaZulu-Natal, South Africa: a qualitative evaluation from community and health care provider perspectives. *BMC Health Serv Res*. 2021 Dec 1;21(1). doi: 10.1186/s12913-021-07247-w.

21. Harries J, Constant D, Wright V et al. A multidimensional approach to inform family planning needs, preferences and behaviours amongst women in South Africa through body mapping. *Reprod Health*. 2019 Nov 6;16(1). doi: 10.1186/s12978-019-0830-6.

22. Van Zyl PM, Brisley C, Halberg L et al. The use, knowledge and attitudes regarding hormonal contraceptive products of female first-year students in a Faculty of Health Sciences. *South African Family Practice*. 2019 Sep 23;61(5):190–6. Doi: 10.1080/20786190.2019.1643197

23. Akintade OL, Queen Elizabeth Hospital FI, Supa Pengpid M et al Awareness and use of and barriers to family planning services among female university students in Lesotho. *SAJOG* Vol. 17. 2011.

24. Chilinda I, Cooke A, Lavender DT. Contraceptive unmet needs in low and middle-income countries: A systematic review. *African Journal of Reproductive Health*. Women's Health and Action Research Centre; 2021. p. 162–70. doi: 10.29063/ajrh2021/v25i2.16

25. Eisenberg DL, Secura GM, Madden TE et al. Knowledge of contraceptive effectiveness. *Am J Obstet Gynecol*. 2012;206(6):479.e1-479.e9. doi: 10.1016/j.ajog.2012.04.012

GUIDE FOR AUTHORS

Editorial Policies

The journal ***Contraception*** wishes to advance reproductive health through the rapid publication of the best and most interesting new scholarship regarding contraception and related fields such as abortion. The journal welcomes manuscripts from investigators working in the laboratory, clinical and social sciences, as well as public health and health professions education.

Introduction

Contraception has an open access companion journal, Contraception: X.

Submission checklist

You can use this list to carry out a final check of your submission before you send it to the journal for review. Please check the relevant section in this Guide for Authors for more details.

Ensure that the following items are present:

One author has been designated as the corresponding author with contact details:
• E-mail address
• Full postal address

All necessary files have been uploaded:
Manuscript:
• Include keywords
• All figures (include relevant captions)
• All tables (including titles, description, footnotes)
• Ensure all figure and table citations in the text match the files provided
• Indicate clearly if color should be used for any figures in print
Graphical Abstracts / Highlights files (where applicable)
Supplemental files (where applicable)

Further considerations
• Manuscript has been 'spell checked' and 'grammar checked'
• All references mentioned in the Reference List are cited in the text, and vice versa
• Permission has been obtained for use of copyrighted material from other sources (including the Internet)
• A competing interests statement is provided, even if the authors have no competing interests to declare
• Journal policies detailed in this guide have been reviewed
• Referee suggestions and contact details provided, based on journal requirements

For further information, visit our Support Center.

BEFORE YOU BEGIN

Ethics in publishing

Please see our information on Ethics in publishing.

IRB Approval

Manuscripts describing research involving human subjects or animal experimentation must have Institutional Review Board (IRB) or institutional animal care and use committee (IACUC) approval prior to review by the journal. Please note the approval in the cover letter and in the Methods section of the paper. IRB or IACUC documentation should be available upon request. Reports of experiments on animals must state in the Methods section of the manuscript that the guidelines for the care and use of the animals as approved by the local, and where relevant national, institution were followed. The species of nonhuman animals must be named in the title, abstract, and key words of the manuscript.

Declaration of interest

All authors must disclose any financial and personal relationships with other people or organizations that could inappropriately influence (bias) their work. Examples of potential competing interests include employment, consultancies, stock ownership, honoraria, paid expert testimony, patent applications/registrations, and grants or other funding. Authors must disclose any interests in two

places: 1. A summary declaration of interest statement in the title page file (if double anonymized) or

the manuscript file (if single anonymized). If there are no interests to declare then please state this: 'Declarations of interest: none'. 2. Detailed disclosures as part of a separate Declaration of Interest form, which forms part of the journal's official records. It is important for potential interests to be declared in both places and that the information matches. More information.

Submission declaration and verification

Submission of an article implies that the work described has not been published previously (except in the form of an abstract, a published lecture or academic thesis, see 'Multiple, redundant or concurrent publication' for more information), that it is not under consideration for publication elsewhere, that its publication is approved by all authors and tacitly or explicitly by the responsible authorities where the work was carried out, and that, if accepted, it will not be published elsewhere in the same form, in English or in any other language, including electronically without the written consent of the copyright-holder. To verify originality, your article may be checked by the originality detection service Crossref Similarity Check.

Preprints

Please note that preprints can be shared anywhere at any time, in line with Elsevier's sharing policy. Sharing your preprints e.g. on a preprint server will not count as prior publication (see 'Multiple, redundant or concurrent publication' for more information).

Use of inclusive language

Inclusive language acknowledges diversity, conveys respect to all people, is sensitive to differences, and promotes equal opportunities. Content should make no assumptions about the beliefs or commitments of any reader; contain nothing which might imply that one individual is superior to another on the grounds of age, gender, race, ethnicity, culture, sexual orientation, disability or health condition; and use inclusive language throughout. Authors should ensure that writing is free from bias, stereotypes, slang, reference to dominant culture and/or cultural assumptions. We advise to seek gender neutrality by using plural nouns ("clinicians, patients/clients") as default/wherever possible to avoid using "he, she," or "he/she." We recommend avoiding the use of descriptors that refer to personal attributes such as age, gender, race, ethnicity, culture, sexual orientation, disability or health condition unless they are relevant and valid. When coding terminology is used, we recommend to avoid offensive or exclusionary terms such as "master", "slave", "blacklist" and "whitelist". We suggest using alternatives that are more appropriate and (self-) explanatory such as "primary", "secondary", "blocklist" and "allowlist". These guidelines are meant as a point of reference to help identify appropriate language but are by no means exhaustive or definitive.

Changes to authorship

Authors are expected to consider carefully the list and order of authors **before** submitting their manuscript and provide the definitive list of authors at the time of the original submission. Any addition, deletion or rearrangement of author names in the authorship list should be made only **before** the manuscript has been accepted and only if approved by the journal Editor. To request such a change, the Editor must receive the following from the **corresponding author**: (a) the reason for the change in author list and (b) written confirmation (e-mail, letter) from all authors that they agree with the addition, removal or rearrangement. In the case of addition or removal of authors, this includes confirmation from the author being added or removed.

Only in exceptional circumstances will the Editor consider the addition, deletion or rearrangement of authors **after** the manuscript has been accepted. While the Editor considers the request, publication of the manuscript will be suspended. If the manuscript has already been published in an online issue, any requests approved by the Editor will result in a corrigendum.

Clinical Trial Registration

All clinical trials submitted for publication must show proof of clinical trial registration in keeping with policies adopted by the International Committee of Medical Journal Editors (ICMJE). Studies that prospectively assign human participants or groups of humans to one or more health related interventions to evaluate the effects on health outcomes must be registered before patient enrollment.

"Health related interventions" include any intervention used to modify a biomedical or health related outcome (for example drugs, surgical procedures, devices, behavioral treatments, dietary interventions, and process of care changes) and also include any biomedical or health-related measures obtained in patients or participants, including pharmacokinetic measures and adverse events.

In addition, the FDA now requires by law that all clinical trials of drugs, biologics, and devices, whether investigational or already approved, must be registered. For more information and to register a trial, see http://www.icmje.org/faq_clinical.html.

Include your clinical trial registration number on the title page of the manuscript. Clinical trials that are not registered according to ICMJE guidelines and in an approved database will be returned to the authors.

If a submission is a secondary analysis of a clinical trial, you must reference the primary publication(s) in your manuscript.

Primary Registries in the WHO Registry Network:

http://www.who.int/ictrp/network/trds/en/index.html

ICMJE Accepted Registries:
http://www.anzctr.org.au http://www.clinicaltrials.gov http://www.ISRCTN.org
http://www.umin.ac.jp/ctr/index/htm http://www.trialregister.nl

Copyright

Upon acceptance of an article, authors will be asked to complete a 'Journal Publishing Agreement' (see more information on this). An e-mail will be sent to the corresponding author confirming receipt of the manuscript together with a 'Journal Publishing Agreement' form or a link to the online version of this agreement.

Subscribers may reproduce tables of contents or prepare lists of articles including abstracts for internal circulation within their institutions. Permission of the Publisher is required for resale or distribution outside the institution and for all other derivative works, including compilations and translations. If excerpts from other copyrighted works are included, the author(s) must obtain written permission from the copyright owners and credit the source(s) in the article. Elsevier has preprinted forms for use by authors in these cases.

Elsevier supports responsible sharing
Find out how you can share your research published in Elsevier journals.

Role of the funding source

You are requested to identify who provided financial support for the conduct of the research and/or preparation of the article and to briefly describe the role of the sponsor(s), if any, in study design; in the collection, analysis and interpretation of data; in the writing of the report; and in the decision to submit the article for publication. If the funding source(s) had no such involvement then this should be stated.

Open access

Please visit our Open Access page for more information.

Language (usage and editing services)
Please write your text in good English (American or British usage is accepted, but not a mixture of these). Authors who feel their English language manuscript may require editing to eliminate possible grammatical or spelling errors and to conform to correct scientific English may wish to use the English Language Editing service available from Elsevier's Author Services.

Submission

Our online submission system guides you stepwise through the process of entering your article details and uploading your files. The system converts your article files to a single PDF file used in the peer-review process. Editable files (e.g., Word, LaTeX) are required to typeset your article for final publication. All correspondence, including notification of the Editor's decision and requests for revision, is sent by e-mail.

Submit your article

Please submit your article via https://www.editorialmanager.com/CONTRACEPTION/default.aspx.

Article types

Original Research Article -

Original Research Articles should not exceed 2500 words of text (not including the title, title page, abstract, acknowledgements, references, tables and figures).

A structured abstract of 250 words or less is required, to appear after the title page, with the following headings: Objective(s), Study Design, Results, and Conclusion(s). The Objective(s) should put the study in context with the current literature (i.e., what is new) and reflect the purpose of the study. The Study Design should include the methodology, the setting, the subjects (number and type), the treatment or intervention, principal outcomes measured, and the type of statistical analysis. The Results section should include the outcome of the study. The Conclusion(s) should state the importance of the results.

After the Abstract and before the text, a short, 50-words or less **Implications** statement is required for Original Research submissions. The Implications statement should briefly summarize the unique contribution of the paper, written for understanding by clinicians.

A maximum of 35 references and 7 figures or tables will be allowed for Original Research Articles. Our recommended word count limitation is 2500 words, although we understand that many qualitative studies and those studies with extensive laboratory components sometimes need to be longer. Authors should contact the editors with their questions about submitting longer papers.

Brief Research Article -
Brief Research Articles are scientific reports of original research that represent preliminary findings, small samples and newly described associations in unique populations. Briefs are limited to 1000 words, with a structured abstract of 100 words or less. A combined total of 2 figures and/or tables, and a maximum of 10 references will be accepted.

Review Article -
Reviews are generally by invitation. Prospective authors who wish to suggest a Reviewthat they would like to write may send a one-page proposal to the Managing Editor at contraceptionjournal@gmail.com.

Reviews should include main text up to 5000 words, a structured or unstructured summary of 250 words, and up to 8 moderate-sized tables/figures and 90 references. Systematic reviews are preferred.

Letter to the Editor -
Letters to the Editor are openly solicited. The Journal supports Letters as a forum to convey comments and opinions regarding recently published articles. Original material such as preliminary data may also be published at the discretion of the Editor.

Letters to the Editor should not exceed 500 words, with a maximum of 5 references. Provide a unique title for the Letter on the title page with complete contact information for the author(s).

Case Reports -
Only Case Reports that are highly original, have significant implications for clinical practice, and/or provide information that will lead to important future research are considered for publication. Case Reports are generally published on the Journal website only.

Case Reports are limited to 5 authors and 700 words of main text (not counting the title page, abstract, references, tables, legends, and figures). Authors should include:
an unstructured (1 paragraph, no categories) abstract of no more than 50 words; 3 to 5 alphabetized key words or short phrases for indexing; a brief introduction; 1 or more case descriptions, labeled either Case Report (if the article discusses only 1 case) or Case 1, Case 2, etc.; and a section headed Comment. Case Series will generally be included in this category.

Written permission from the patient(s) on whom the report is based is required. Authors must attest to having obtained written consent both in the manuscript and in the submitted cover letter. Documentation must be supplied to the editors upon request.

Commentaries, **Guidelines**, and **Editorials** may be invited by the Editor and by Association of Reproductive Health Professionals (ARHP) and Society of Family Planning (SFP). Prospective authors can contact the Journal.

Suggesting reviewers
Please submit the names and institutional e-mail addresses of several potential reviewers.

You should not suggest reviewers who are colleagues, or who have co-authored or collaborated with you during the last three years. Editors do not invite reviewers who have potential competing interests with the authors. Further, in order to provide a broad and balanced assessment of the work, and ensure scientific rigor, please suggest diverse candidate reviewers who are located in different countries/ regions from the author group. Also consider other diversity attributes e.g. gender, race and ethnicity, career stage, etc. Finally, you should not include existing members of the journal's editorial team, of whom the journal are already aware.

Note: the editor decides whether or not to invite your suggested reviewers.

PREPARATION

Peer review
This journal operates a single anonymized review process. All contributions will be initially assessed by the editor for suitability for the journal. Papers deemed suitable are then typically sent to a minimum of two independent expert reviewers to assess the scientific quality of the paper. The Editor is responsible for the final decision regarding acceptance or rejection of articles. The Editor's decision is final. Editors are not involved in decisions about papers which they have written themselves or have been written by family members or colleagues or which relate to products or services in which the editor has an interest. Any such submission is subject to all of the journal's usual procedures, with peer review handled independently of the relevant editor and their research groups. More information on types of peer review.

Use of word processing software
It is important that the file be saved in the native format of the word processor used. The text should be in single-column format. The article should have 1.5 or double spacing, continuous line numbering starting with the title page, and page numbers. Keep the layout of the text as simpleas possible. Most formatting codes will be removed and replaced on processing the article. In particular, do not use the word processor's options to justify text or to hyphenate words. However, do use bold face, italics, subscripts, superscripts etc. When preparing tables, if you are using atable grid, use only one grid for each individual table and not a grid for each row. If no grid is used, use tabs, not spaces, to align columns. The electronic text should be prepared in a wayvery similar to that of conventional manuscripts (see also the Guide to Publishing with Elsevier: https://www.elsevier.com/guidepublication). Note that source files of figures, tables and text graphics will be required whether or not you embed your figures in the text. See also the section on Electronic artwork.

To avoid unnecessary errors you are strongly advised to use the 'spell-check' and 'grammar-check' functions of your word processor.

Article structure
Subdivision - numbered sections
Divide your article into clearly defined and numbered sections. Subsections should be numbered 1.1 (then 1.1.1, 1.1.2, ...), 1.2, etc. (the abstract is not included in section numbering). Use this numbering also for internal cross-referencing: do not just refer to 'the text'. Any subsection may be given a brief heading. Each heading should appear on its own separate line.

Introduction
State the objectives of the work and provide an adequate background, avoiding a detailed literature survey or a summary of the results.

Material and methods
Provide sufficient details to allow the work to be reproduced by an independent researcher. Methods that are already published should be summarized, and indicated by a reference. If quoting directly from a previously published method, use quotation marks and also cite the source. Any modifications to existing methods should also be described.

Results
Results should be clear and concise.

Discussion
This should explore the significance of the results of the work, not repeat them. A combined Results and Discussion section is often appropriate. Avoid extensive citations and discussion of published literature.

Appendices
If there is more than one appendix, they should be identified as A, B, etc. Formulae and equations in appendices should be given separate numbering: Eq. (A.1), Eq. (A.2), etc.; in a subsequent appendix, Eq. (B.1) and so on. Similarly for tables and figures: Table A.1; Fig. A.1, etc.

Essential title page information

• ***Title.*** Concise and informative. Titles are often used in information-retrieval systems. Avoid abbreviations and formulae where possible.
• ***Author names and affiliations.*** Please clearly indicate the given name(s) and family name(s) of each author and check that all names are accurately spelled. Present the authors' affiliation addresses (where the actual work was done) below the names. Indicate all affiliations with a lower-case superscript letter immediately after the author's name and in front of the appropriate address. Provide the full postal address of each affiliation, including the country name and, if available, the e-mail address of each author.
• ***Corresponding author.*** Clearly indicate who will handle correspondence at all stages of refereeing and publication, also post-publication. **Ensure that the e-mail address is given and that contact details are kept up to date by the corresponding author.**
• ***Present/permanent address.*** If an author has moved since the work described in the article was done, or was visiting at the time, a 'Present address' (or 'Permanent address') may be indicated as a footnote to that author's name. The address at which the author actually did the work must be retained as the main, affiliation address. Superscript Arabic numerals are used for such footnotes.
• ***Word counts.*** Please display on the title page the word counts of the abstract and manuscript text.

Structured abstract

A structured abstract, by means of appropriate headings, should provide the context or background for the research and should state its purpose, basic procedures (selection of study subjects or laboratory animals, observational and analytical methods), main findings (giving specific effect sizes and their statistical significance, if possible), and principal conclusions. It should emphasize new and important aspects of the study or observations.

Keywords

Immediately after the abstract, provide a maximum of 6 keywords, using American spelling and avoiding general and plural terms and multiple concepts (avoid, for example, 'and', 'of'). Be sparing with abbreviations: only abbreviations firmly established in the field may be eligible. These keywords will be used for indexing purposes.

Abbreviations

Define abbreviations at their first occurrence in the article: in the abstract and also in the main text after it. Ensure consistency of abbreviations throughout the article.

Acknowledgements
Collate acknowledgements in a separate section at the end of the article before the references and do not, therefore, include them on the title page, as a footnote to the title or otherwise. List here those individuals who provided help during the research (e.g., providing language help, writing assistance or proof reading the article, etc.).

Formatting of funding sources
List funding sources in this standard way to facilitate compliance to funder's requirements:

Funding: This work was supported by the National Institutes of Health [grant numbers xxxx, yyyy]; the Bill & Melinda Gates Foundation, Seattle, WA [grant number zzzz]; and the United States Institutes of Peace [grant number aaaa].

It is not necessary to include detailed descriptions on the program or type of grants and awards. When funding is from a block grant or other resources available to a university, college, or other research institution, submit the name of the institute or organization that provided the funding.

If no funding has been provided for the research, please include the following sentence:

This research did not receive any specific grant from funding agencies in the public, commercial, or not-for-profit sectors.

Units
Follow internationally accepted rules and conventions: use the international system of units (SI). If other units are mentioned, please give their equivalent in SI.

Footnotes
Footnotes should be used sparingly. Number them consecutively throughout the article. Many word processors can build footnotes into the text, and this feature may be used. Otherwise, please indicate the position of footnotes in the text and list the footnotes themselves separately at the end of the article. Do not include footnotes in the Reference list.

Artwork

Color artwork
Please make sure that artwork files are in an acceptable format (TIFF (or JPEG), EPS (or PDF), or MS Office files) and with the correct resolution. If, together with your accepted article, you submit usable color figures then Elsevier will ensure, at no additional charge, that these figures will appearin color online (e.g., ScienceDirect and other sites) regardless of whether or not these illustrations are reproduced in color in the printed version. **For color reproduction in print, you will receive information regarding the costs from Elsevier after receipt of your accepted article**. Please indicate your preference for color: in print or online only. Further information on the preparation of electronic artwork.

Figure captions
Ensure that each illustration has a caption. Supply captions separately, not attached to the figure. A caption should comprise a brief title (**not** on the figure itself) and a description of the illustration. Keep text in the illustrations themselves to a minimum but explain all symbols and abbreviations used.

Tables

Please submit tables as editable text and not as images. Tables can be placed at the end of the text or uploaded separately. Do not embed tables within the text. Number tables consecutively in accordance with their appearance in the text and place any table notes below the table body. Be sparing in the use of tables and ensure that the data presented in them do not duplicate results described elsewhere in the article. Please avoid using vertical rules and shading in table cells. Do not use internal lines in the tables.

References

Citation in text
Please ensure that every reference cited in the text is also present in the reference list (and vice versa). Any references cited in the abstract must be given in full. Unpublished results and personal communications are not recommended in the reference list, but may be mentioned in the text. If these references are included in the reference list they should follow the standard reference style of the journal and should include a substitution of the publication date with either 'Unpublished results' or 'Personal communication'. Citation of a reference as 'in press' implies that the item has been accepted for publication.

Reference links
Increased discoverability of research and high quality peer review are ensured by online links to the sources cited. In order to allow us to create links to abstracting and indexing services, such as Scopus, CrossRef and PubMed, please ensure that data provided in the references are correct. Please note that incorrect surnames, journal/book titles, publication year and pagination may prevent link creation. When copying references, please be careful as they may already contain errors. Use of the DOI is highly encouraged.

A DOI is guaranteed never to change, so you can use it as a permanent link to any electronic article. An example of a citation using DOI for an article not yet in an issue is: VanDecar J.C., Russo R.M., James D.E., Ambeh W.B., Franke M. (2003). Aseismic continuation of the Lesser Antilles slab beneath northeastern Venezuela. Journal of Geophysical Research, https://doi.org/10.1029/2001JB000884. Please note the format of such citations should be in the same style as all other references in the paper.

Web references
As a minimum, the full URL should be given and the date when the reference was last accessed. Any further information, if known (DOI, author names, dates, reference to a source publication, etc.), should also be given. Web references can be listed separately (e.g., after the reference list) under a different heading if desired, or can be included in the reference list.

Data references
This journal encourages you to cite underlying or relevant datasets in your manuscript by citing them in your text and including a data reference in your Reference List. Data references should include the following elements: author name(s), dataset title, data repository, version (where available), year, and global persistent identifier. Add [dataset] immediately before the reference so we can properly identify it as a data reference. The [dataset] identifier will not appear in your published article.

Data References
This journal encourages you to cite underlying or relevant datasets in your manuscript by citing them in your text and including a data reference in your Reference List. Data references should include the following elements: author name(s), dataset title, data repository, version (where available), year, and global persistent identifier. Add [dataset] immediately before the reference so we can properly identify it as a data reference. The [dataset] identifier will not appear in your published article.

Example: [dataset] Oguro, M., Imahiro, S., Saito, S., Nakashizuka, T., 2015. Mortality datafor Japanese oak wilt disease and surrounding forest compositions. Mendeley Data, v1. http://dx.doi.org/10.17632/xwj98nb39r.1.

References in a special issue
Please ensure that the words 'this issue' are added to any references in the list (and any citations in the text) to other articles in the same Special Issue.

Reference management software
Most Elsevier journals have their reference template available in many of the most popular reference management software products. These include all products that support Citation Style Language styles, such as Mendeley. Using citation plug-ins from these products, authors only need to select the appropriate journal template when preparing their article, after which citations and bibliographies will be automatically formatted in the journal's style. If no template is yet available for this journal, please follow the format of the sample references and citations as shown in this Guide. If you use reference management software, please ensure that you remove all field codes before submitting the electronic manuscript. More information on how to remove field codes from different reference management software.

Reference style
Text: Indicate references by number(s) in square brackets in line with the text. The actual authors can be referred to, but the reference number(s) must always be given.
List: Number the references (numbers in square brackets) in the list in the order in which they appear in the text.
Examples:
Reference to a journal publication:
[1] Van der Geer J, Hanraads JAJ, Lupton RA. The art of writing a scientific article. J Sci Commun 2010;163:51–9. https://doi.org/10.1016/j.Sc.2010.00372.
Reference to a journal publication with an article number:
[2] Van der Geer J, Hanraads JAJ, Lupton RA. The art of writing a scientific article. Heliyon. 2018;19:e00205. https://doi.org/10.1016/j.heliyon.2018.e00205
Reference to a book:
[3] Strunk Jr W, White EB. The elements of style. 4th ed. New York: Longman; 2000.
Reference to a chapter in an edited book:
[4] Mettam GR, Adams LB. How to prepare an electronic version of your article. In: Jones BS, Smith RZ, editors. Introduction to the electronic age, New York: E-Publishing Inc; 2009, p. 281–304.
Reference to a website:
[5] Cancer Research UK. Cancer statistics reports for the UK, http://www.cancerresearchuk.org/aboutcancer/statistics/cancerstatsreport/; 2003 [accessed 13 March 2003].
Reference to a dataset:
[dataset] [6] Oguro M, Imahiro S, Saito S, Nakashizuka T. Mortality data for Japanese oak wilt disease and surrounding forest compositions, Mendeley Data, v1; 2015. https://doi.org/10.17632/xwj98nb39r.1.

Note shortened form for last page number. e.g., 51–9, and that for more than 6 authors the first 6 should be listed followed by 'et al.' For further details you are referred to 'Uniform Requirements for Manuscripts submitted to Biomedical Journals' (J Am Med Assoc 1997;277:927–34) (see also Samples of Formatted References).

Electronic artwork
General points
• Make sure you use uniform lettering and sizing of your original artwork.
• Embed the used fonts if the application provides that option.
• Aim to use the following fonts in your illustrations: Arial, Courier, Times New Roman, Symbol, or use fonts that look similar.
• Number the illustrations according to their sequence in the text.
• Use a logical naming convention for your artwork files.
• Provide captions to illustrations separately.
• Size the illustrations close to the desired dimensions of the printed version.
• Submit each illustration as a separate file.
• The article should have 1.5 or double spacing and continuous line numbering.

A detailed guide on electronic artwork is available on our website: https://www.elsevier.com/artworkinstructions
You are urged to visit this site; some excerpts from the detailed information are given here.

Formats
If your electronic artwork is created in a Microsoft Office application (Word, PowerPoint, Excel) then please supply 'as is' in the native document format.
Regardless of the application used other than Microsoft Office, when your electronic artwork is finalized, please 'Save as' or convert the images to one of the following formats (note the resolution requirements for line drawings, halftones, and line/halftone combinations given below):
EPS (or PDF): Vector drawings, embed all used fonts.
TIFF (or JPEG): Color or grayscale photographs (halftones), keep to a minimum of 300 dpi.
TIFF (or JPEG): Bitmapped (pure black & white pixels) line drawings, keep to a minimum of 1000 dpi.
TIFF (or JPEG): Combinations bitmapped line/half-tone (color or grayscale), keep to a minimum of 500 dpi.

Please do not:
• Supply files that are optimized for screen use (e.g., GIF, BMP, PICT, WPG); these typically have a low number of pixels and limited set of colors;
• Supply files that are too low in resolution;
• Submit graphics that are disproportionately large for the content.

Journal abbreviations source
Journal names should be abbreviated according to the List of Title Word Abbreviations.

Video
Elsevier accepts video material and animation sequences to support and enhance your scientific research. Authors who have video or animation files that they wish to submit with their article are strongly encouraged to include links to these within the body of the article. This can be done in the same way as a figure or table by referring to the video or animation content and noting in the body text where it should be placed. All submitted files should be properly labeled so that they directly relate to the video file's content. In order to ensure that your video or animation material is directly usable, please provide the file in one of our recommended file formats with a preferred maximum size of 150 MB per file, 1 GB in total. Video and animation files supplied will be published online in the electronic version of your article in Elsevier Web products, including ScienceDirect. Please supply 'stills' with your files: you can choose any frame from the video or animation or make a separate image. These will be used instead of standard icons and will personalize the link to your video data. For more detailed instructions please visit our video instruction pages. Note: since video and animation cannot be embedded in the print version of the journal, please provide text for both the electronic and the print version for the portions of the article that refer to this content.

Data visualization

Include interactive data visualizations in your publication and let your readers interact and engage more closely with your research. Follow the instructions here to find out about available data visualization options and how to include them with your article.

Supplementary material

Supplementary material such as applications, images and sound clips, can be published with your article to enhance it. Submitted supplementary items are published exactly as they are received (Excel or PowerPoint files will appear as such online). Please submit your material together with the article and supply a concise, descriptive caption for each supplementary file. If you wish to make changes to supplementary material during any stage of the process, please make sure to provide an updated file. Do not annotate any corrections on a previous version. Please switch off the 'Track Changes' option in Microsoft Office files as these will appear in the published version.

Research data

This journal encourages and enables you to share data that supports your research publication where appropriate, and enables you to interlink the data with your published articles. Research datarefers to the results of observations or experimentation that validate research findings. To facilitate reproducibility and data reuse, this journal also encourages you to share your software, code, models, algorithms, protocols, methods and other useful materials related to the project.

Below are a number of ways in which you can associate data with your article or make a statement about the availability of your data when submitting your manuscript. If you are sharing data in one of these ways, you are encouraged to cite the data in your manuscript and reference list. Please refer to the "References" section for more information about data citation. For more information on depositing, sharing and using research data and other relevant research materials, visit the research data page.

Data linking

If you have made your research data available in a data repository, you can link your article directly to the dataset. Elsevier collaborates with a number of repositories to link articles on ScienceDirect with relevant repositories, giving readers access to underlying data that gives them a better understanding of the research described.

There are different ways to link your datasets to your article. When available, you can directly link your dataset to your article by providing the relevant information in the submission system. For more information, visit the database linking page.

For supported data repositories a repository banner will automatically appear next to your published article on ScienceDirect.

In addition, you can link to relevant data or entities through identifiers within the text of your manuscript, using the following format: Database: xxxx (e.g., TAIR: AT1G01020; CCDC: 734053; PDB: 1XFN).

Mendeley Data

This journal supports Mendeley Data, enabling you to deposit any research data (including raw and processed data, video, code, software, algorithms, protocols, and methods) associated with your manuscript in a free-to-use, open access repository. During the submission process, after uploading your manuscript, you will have the opportunity to upload your relevant datasets directly to *Mendeley Data*. The datasets will be listed and directly accessible to readers next to your published article online.

For more information, visit the Mendeley Data for journals page.

Data statement

To foster transparency, we encourage you to state the availability of your data in your submission. This may be a requirement of your funding body or institution. If your data is unavailable to access or unsuitable to post, you will have the opportunity to indicate why during the submission process, for example by stating that the research data is confidential. The statement will appear with your published article on ScienceDirect. For more information, visit the Data Statement page.

AFTER ACCEPTANCE

Online proof correction

To ensure a fast publication process of the article, we kindly ask authors to provide us with their proofcorrections within two days. Corresponding authors will receive an e-mail with a link to our online proofing system, allowing annotation and correction of proofs online. The environment is similar to MS Word: in addition to editing text, you can also comment on figures/tables and answer questions from the Copy Editor. Web-based proofing provides a faster and less error-prone process by allowing you to directly type your corrections, eliminating the potential introduction of errors.

If preferred, you can still choose to annotate and upload your edits on the PDF version. All instructions for proofing will be given in the e-mail we send to authors, including alternative methods to the onlineversion and PDF.

We will do everything possible to get your article published quickly and accurately. Please use this proof only for checking the typesetting, editing, completeness and correctness of the text, tables and figures. Significant changes to the article as accepted for publication will only be considered at this stage with permission from the Editor. It is important to ensure that all corrections are sent back to us in one communication. Please check carefully before replying, as inclusion of any subsequent corrections cannot be guaranteed. Proofreading is solely your responsibility.

Offprints

The corresponding author will, at no cost, receive a customized Share Link providing 50 days free access to the final published version of the article on ScienceDirect. The Share Link can be used for sharing the article via any communication channel, including email and social media. For an extra charge, paper offprints can be ordered via the offprint order form which is sent once the article is accepted for publication. Both corresponding and co-authors may order offprints at any time via Elsevier's Author Services. Corresponding authors who have published their article gold open access do not receive a Share Link as their final published version of the article is available open access on ScienceDirect and can be shared through the article DOI link.

Editorial Office Contact

Any questions regarding contributions to *Contraception* should be directed to Taylor Bowen, Managing Editor; E-mail: contraceptionjournal@gmail.com; Telephone: (434) 977-5494.

AUTHOR INQUIRIES

Visit the Elsevier Support Center to find the answers you need. Here you will find everything from Frequently Asked Questions to ways to get in touch.

You can also check the status of your submitted article or find out when your accepted article willbe published.

© Copyright 2018 Elsevier | https://www.else

APPROVED PROTOCOL

Awareness Factors Affecting Contraceptive Uptake in/ women attending the Gynaecology Out-Patients Department, at a Tertiary Hospital

Dr. Sinegugu Ndlovu

0601321J

Registrar in Obstetrics and Gynaecology

MBChB (UKZN)

Protocol submitted, with the intent to conduct research for the degree of Master of Medicine (MMed) in Obstetrics and Gynaecology, at the University of the Witwatersrand

Supervisors:

Dr. Lusanda Shimange-Matsose

MBChB (UP), FCOG (SA), MMed Obs & Gynae (Wits)

Consultant, Obstetrics and Gynaecology

Charlotte Maxeke Johannesburg Academic Hospital

Dr. Chileshe Mpehle

BSc (Wits), MBBCh (Wits), FCOG (SA)

Consultant, Obstetrics and Gynaecology

Chris Hani Baragwanath Academic Hospital

Contents:

List of Abbreviations……ii

1. Introduction……..1

2. Literature review……...1

a. Problem statement…….....4

3. Study Aim…….4

a. Objectives…….....4

4. Methodology…….....5

a. Study Site…….....5

b. Study Design……5

c. Study Group…….....5

1. Inclusion Criteria……5

2. Exclusion Criteria……...5

d. Data Collection……6

5. Data Analysis and Statistics…….6

6. Ethics……6

7. Timing ……7

8. Funding……7

9. Potential Bias and Limitations…….7

10. Appendix A (Data collection tool)…….8

11. Appendix B (Approval from CHBAH Head of Department……..10

12. Appendix C (Approval of CHBAH CEO)……11

13. Consent form……..12

14. Ethics Approval……...13

15. References……..14

List of Abbreviations

AIDS…… Acquired Immunity Deficiency Syndrome

ANC……..... Antenatal clinic

BTL…….....….... Bilateral tubal ligation

CHBAH……... Chris Hani Baragwanath Hospital

DR…… Doctor

EC……..... Emergency contraception

FP2020…… Family Planning 2020

GOPD……. Gynaecology Outpatient department

HIV……... Human Immunodeficiency virus

IUCD……. Intrauterine Contraceptive Device

RedCap……..... Research Electronic Data Capture

STI……...…. Sexually Transmitted Disease

TB……. Tuberculosis

TOP……. Termination of Pregnancy

WHO…… The World Health Organization

Introduction:

In Sub-Saharan Africa, there is an unmet need for family planning. This has been shown to have an adverse social, and economically effect on communities(1).

Family planning, by definition, is the ability of an individual, or couple to anticipate and attain their desired number of children, the spacing between their births, along with the timing of their births. It is one of the four pillars of the Safe Motherhood Initiative to reduce maternal death in developing countries (2).

The World Health Organization (WHO) defines "unmet need" as: Women of reproductive age, who are sexually active, with no desire to fall pregnant, yet are not on any contraceptive method (3).

Although there has been an increase in contraceptive uptake in Sub-Saharan Africa, there is still an unmet need of approximately 21% (1). This has contributed to the high rate of unintended pregnancies in the region, totalling 51 million pregnancies per annum (1)..

Hlongwa et al lists the following major factors, as those affecting contraceptive uptake (4):

1. Limited resources, which is further divided into -limited access to contraception and understaffed, undertrained health care facilities.
2. Lack of knowledge and awareness of the available contraceptive methods.
3. Partner support, or lack thereof.
4. Poor socio-economic status.

One of the main factors affecting contraceptive uptake has been shown to be the lack of knowledge and awareness of family planning(5). Studies have shown that there is a correlation between the lack of knowledge, regarding contraception, and poor contraceptive uptake(6).

A 2014 study, done at Chris Hani Baragwanath Academic Hospital, Johannesburg, South Africa (CHBAH), showed that 68% of the patients seen at CHBAH antenatal clinic (ANC) were a result of unplanned pregnancy. Only 44% were aware of emergency contraception (EC),84% of the patients were willing to use EC, after having been taught about it(7). Lebese et al, conducted a study in Limpopo Province, where they found that there was an awareness

of availability of contraceptive methods in public clinics, but the lack of comprehensive knowledge regarding contraception led to a negative outlook, and thus a decrease in the uptake of contraception (5).

There is a lack of adequate counselling of women seen at public health clinics. This is due to lack of staff, as well as lack of training of staff (4). This then leads to women attaining distorted knowledge from peers and family members (5).

We postulate that adequate counselling regarding family planning, of women in reproductive age, that are seen at public health centres, regardless of their presenting complaint, will increase the rate of contraceptive uptake.

Literature Review

Family planning plays an instrumental role in the development of a society, the regulation of the growth of the population, and the reduction of poverty (8). The unmet need for family planning in Sub-Saharan Africa has shown to have an adverse effect, not only socially, but economically as well(8). Complications such as: Sexually transmitted diseases (including HIV/AIDS), unsafe termination of pregnancies, increased maternal mortality and morbidity are increased(8). Studies have shown that complications of pregnancy, and childbirth are the leading cause of death in girls aged 15-19 in low- and middle-income countries (8).

In 2000, the United Nations drafted the Millennium Developmental Goals (MDG), which were aimed at reducing global poverty, particularly in developing countries. The eight MDG's were (9):

1. Eradicating extreme poverty and hunger
2. Achieving universal primary education
3. Promoting gender equality and empowerment of women
4. Reducing child mortality
5. Improving mental health care
6. Combating HIV/AIDS/TB/Malaria
7. Ensuring environmental sustainability

8. Developing global partnership for development with, trade, and debt relief programmes

It is notable that at least 3 of the MDG's were unattainable without effective family planning programmes (10).

In 2006, there was the adoption of the African Union's Maputo Programme of Action (MPoA) by 48 ministers of health(11). The goal of the program was to provide universal access to reproductive health care by 2015. This was to be achieved by:

1. The integration of HIV/AIDS/STI and sexual reproductive health and rights
2. Repositioning family planning as essential to MDG achievement
3. Addressing adolescent and youth sexual health reproductive needs
4. Addressing unsafe terminations of pregnancies
5. Delivering quality services for safe motherhood and child health
6. Promoting African and south-south co-operation for the attainment of MDG's in the region.

In 2012, The London Summit on Family planning inspired the Family Planning 2020 initiative (FP2020). The goal was to have an additional 120 million women, from 69 of the poorest countries, become users of modern contraception(12). Between 2012-2017, in Africa, there was an increase in contraceptive uptake from 23.9% to 28.5% (13). Despite the various programmes that have been put in place, globally and as well as regionally, there is still an unmet need for contraception in Sub-Saharan Africa(4). WHO states that there are 214 million women in developing countries that are in their reproductive age, that have an unmet need for contraception (14). There are 60 million unplanned births and a reported 105 million induced abortions. This contributes to the 2.7 million fewer infant deaths, and 215 000 fewer pregnancy related deaths, 79 000 of these come from unsafe termination of pregnancies(9).

Fulfilling the unmet need for contraception worldwide, would prevent an additional 52 million unintended pregnancies, 23 million unplanned births, 22 million induced abortions, 1.4 million infant deaths, and 142 000 pregnancy related deaths(9).

There are various methods of family planning that are available, ranging between temporary and permanent; hormonal and non-hormonal; There are barrier methods, which not only prevent unwanted pregnancies, but also sexually transmitted diseases, such as HIV.

Contraceptive methods are freely accessible through the state, as well as private care. Although there has been an increase in uptake, in sub-Saharan Africa, there is still an unmet need. This suggests that besides availability, there are other factors that that play a role in the uptake of contraception. The most common factors, have been noted to be (4,8):

Resources and accessibility

Lack of Knowledge and misconception of contraception

Partner involvement or lack thereof

User and provider bias

1. Resources

This includes limited accessibility and staff shortage. The staff that is available is undertrained.(11)

There is a weak supply chain, which then leads to stock outs at the clinics, thus interrupting an individual's contraceptive protection(11).

Studies show that there is a higher contraceptive uptake from women in urban areas, versus women who are from rural areas(15). Another study showed that, though women knew about family planning, they were unaware of the different types available.

2. Partner's involvement

The patriarchal society found in most developing countries, sees women stripped of their reproductive rights, and most of the decisions in the family unit, made by the male partner(1).

In rural settings, the women are more dependent on the male partner for financial security, thus weakening the woman's bargaining power for condom usage (4).

3. Lack of Knowledge and misconception of contraception

A study done in Ethiopia showed that 76% of women did not know that Bilateral tubal ligation was a means to contraception(16). In Tunisia, 79% of women who underwent repeat

terminations of pregnancy, were found to have a lack of knowledge regarding contraceptive methods, and their availability(16).

A study done in South Africa, showed that women knew at least one method of contraception, mainly being the injectables or the condom method(4). De Clerk et al did a study in 2015, that showed that there was poor knowledge of intrauterine contraceptive device (IUCD) and emergency contraception amongst South African women(4).

Masiwime et al found that, more than 50% of women seen at the CHBAH TOP clinic, had been on contraceptives, but inconsistently so(17). One can thus assume that, there is a desire for family planning, but the lack of knowledge, or distorted knowledge plays a negative role.

An increase in the uptake of contraception would not only meet two of the Millennium Developmental goal, but is also paramount in achieving sustainable development in the country. As much as there has been policies that have been put into place, in order to increase contraceptive uptake, there is still an unmet need in sub-Saharan Africa(11). Majority of studies have suggested that in order to bridge the gap, there should be an increase in counselling at a health care facility level.

Problem statement:

One of the main factors that affect contraceptive uptake in sub-Saharan Africa is the lack of knowledge regarding contraception, as well as the misconceptions that surround it.

The aim of this study is to look at the factors affecting contraceptive uptake in women seen at the CHBAH GOPD, namely, their awareness of family planning, their knowledge of the different forms of contraception, and their contraceptive uptake.

Study Aims:

To assess the knowledge of contraceptive options available, and contraceptive uptake seen at the women at the CHBAH GOPD.

Objectives:

1. To describe the number of patients seen at CHBAH who are on contraception.

2. To ascertain patient's knowledge regarding the available methods of contraception.

3. To determine the methods in which the patients attain their knowledge of contraception.

4. To assess the satisfaction of contraceptive counselling.

METHODOLOGY:

Study setting:

This study will take place at the Chris Hani Baragwanath Academic Hospital Gynaecology Outpatient's Department.

CHBAH is the biggest hospital in the southern hemisphere, and the third biggest hospital in the world. It is a tertiary Hospital that receives referrals from the surrounding clinics, regional hospitals, as well as private hospitals. The gynaecology out -patient department is divided into 2 clinics; Patients are triaged, then referred to either GOPD or Cold Case clinic.

1. GOPD: where patients are managed in the acute setting; stabilised and admitted to the ward. GOPD treats approximately 350 patients per week, averaging to approximately 50 patients per day.

2. Cold Case Clinic: this clinic works on as per appointment. Patients are stable and seen as out -patients. Cold Case Clinic treats approximately 77 patients per week, which averages to 11 patients per day.

3. From this we have estimated that the approximate population seen over a 3month period is 5208 patients.

The study will take place at GOPD and Cold case clinic.

Study Design:

The study will be a prospective, cross-sectional study.

This will be a descriptive study, both qualitative and quantitative in design.

The sampling technique will be non-probability convenience sampling.

Dependant Variables: prevalence of contraceptive uptake, knowledge of available contraception

Independent variables: age, level of education, employment, parity.

Data collection will be in the form of a survey, conducted over a 3month period between July 2021 and September 2021.

Sample size:

100 women of reproductive age, that attend the GOPD ward, during the above-mentioned time-period. This number was determined by use of a sample size calculator. This was obtained from a calculation using The Survey System, Sample Size Calculator. We assumed a population of 5208, using a confidence level of 95%, and a 10% confidence interval.

Inclusion criteria:

- Age group 18-50
- Nulliparous and multiparous
- Previous ectopic pregnancy
- Previous termination of pregnancy
- Previous contraceptive use or current contraceptive use
- Contraceptive naive
- Exclusion criteria:
- Patients already included in the study on repeat visits
- Pre pubertal females
- Unstable patients
- Refusal to participate
- Language barrier
- Patients who have undergone bilateral tubal ligation or hysterectomy
- Postmenopausal women
- Women that are not discharged during the data collection period of 3 months.

Data Collection:

The data collection tool will be a questionnaire, which patients will be required to answer (see Appendix A). The collection tool shall have a non-identifying study number and patient identification shall only be known to the principal investigators. This will be entered into a REDCap (Research Electronic Data Capture) database. Data will be collected at the researcher's convenience.

The questionnaire will be handed to the patient at the nurse's discharge desk, after consultation with the doctor. In the case of acute patients this will be done prior to discharge from the hospital. The questionnaire will be filled in a quiet private room, and will take a duration of approximately 20 minutes.

A pilot testing of the data collection tool will be done on 10 random, non-included patients to ensure that the instructions are clear, and it is easy to follow. Thereafter, it may be adjusted, should questions be deemed inappropriate for the study.

Data Analysis:

Data analysis will be divided per objective. Descriptive statistics will be used to report on variables. Parametric tests such as Student's T-test, Chi-square and ANOVA will be used for normally distributed data. Non-parametric tests will be used if data is not normally distributed. Continuous variables shall be reported as means and medians. Categorical variables shall be reported as frequencies.

The association between the prevalence of contraceptive uptake and the knowledge regarding the available methods of contraception will be assessed with the aid of the Chi square test, as well as the Mann Whitney U test. Qualitative data will be analysed by content analysis, and reported as frequencies of variables.

A p-value of 0.05 will be used to include or exclude potential of any outcome. Odds ratios and 95% confidence intervals will be reported. The results will be demonstrated as graphs, as well as descriptively.

Ethical Consideration:

Approval will be sought from the University of Witwatersrand Human Research Ethics Committee (HREC) prior to the commencement of data collection.

Approval will also be sought from the hospital CEO (Chief Executive Officer) (Appendix B)

Informed written consent will be obtained from each patient before answering the questionnaire. (Appendix C)

Funding:

Stationary	R300
Statistician	R4000
Petrol	R400
Total	R4700

This study will be self-funded, by the principal investigator. Expected costs are subject to vary and should this be the case, the principal investigator shall bare the costs accordingly.

Limitations:

Language barrier will be a limitation, as the study will only be conducted in English.

Bias:

There is a potential for selection bias, based on the subjective approach of my sampling method. We aim to adhere to strict inclusion and exclusion criteria, to avoid this. Information bias from treating doctors will be avoided by patient participation and questionnaire filling, being done upon discharge from the unit.

Timelines

2021 Jan Feb Mar Apr May Jun Jul Aug Sep Oct NovDec

Protocol development	X											
Submission		X										
Correction			X		X							
Ethics					X		X		X		X	
Data collection												
Analysis												X
Write up												

2022	Jan	Feb	Mar	Apr	May	Jun	Jul	Aug	Sep	Oct	Nov	Dec
Corrections		X										
Submission			X									

APPENDIX A

CONTRACEPTION QUESTIONAIRE

Study number: __

1. Age: 18-25 / 26-29 / 30-34 /35-39 /40-44/ 45-50
2. Highest level of education:
   - o No schooling
   - o primary school
   - o high school
   - o tertiary education
3. Are you currently employed? Y N
4. How many pregnancies have you had? _____

5. What were the outcomes? Alive? _____ miscarriage? _____

6. Have you previously had a termination of pregnancy Y N

7. Is your family complete? Y N

8. Are you currently sexually active: Y N

9. Have you previously heard of contraception/ family planning/ prevention: Y N

10. How old were you when you first heard of contraception/ family planning/ contraception: _____

11. Where did you first hear about contraception/family planning:

Parents Y N

Friends Y N

School Y N

Media Y N

Other:_____

12. What was your main complaint(the reason for coming to Baragwanath Hospital):

13. Were you admitted Y N

14. Did the doctor or nurse talk to you or educate you about contraception: Y / N

15. How useful was the discussion : on a scale of 1-10(1 not satisfied 10= very satisfied)

1 2 3 4 5 6 7 8 9 10

16. Have you been offered contraception/family planning/ prevention at CHBAH: Y /N

17. Have you decided to use it: Y N

18. Knowledge of contraceptive methods:

How well do you know this prevention type?

Prevention I don't know it/never used I know it but never used I am using it now I have used it/don't like it

Condoms (Male)

Female Condoms

Withrawal/pull out method

Pills/Tablet

Depot/3month injection

Nuristerate/ 2month injection

Implant/Implanon

Mirena/Copper/Loop

Patch

Sterilization/Tied tubes

What do you think is true about this prevention?

Prevention	It stops HIV			It is expensive			It has side effects		
	Yes	No	Don't know	Yes	No	Don't know	Yes	No	Don't know
Condoms (Male)									
Female Condoms									
Withrawal/pull out method									
Pills/Tablet									
Depot/3month injection									
Nuristerate/ 2month injection									
Implant/Implanon									
Mirena/Copper/Loop									
Patch									
Sterilization/Tied tubes									

Prevention It causes bleeding It can make me infertile* It is available at my clinic/hospital

Yes No Don't know Yes No Don't know Yes No Don't know

Condoms (Male)

Female Condoms

Withrawal/pull out method

Pills/Tablet

Depot/3month injection

Nuristerate/ 2month injection

Implant/Implanon

Mirena/Copper/Loop

Patch

Sterilization/Tied tubes

Infertile=permanently unable to fall pregnant

Do you know the answers:

I know I don't know If you know:How long does it last? .

Implanon:

How long does it last

Has an effect on my period: What are the effects

Causes headaches?

Mirena:

How long does it last

depot/3month injection:

has an effect on my period What are the effects:

Causes weight gain

Oral contraception

Has an effect on my period What effects:

How/when do you take it:

What if you miss one pill What do you do?

Can be started immediately after birth/delivery

Emergency contraception/morning

After pill

When do you take it?

Can be used everyday

Always works in preventing pregnancy

Male sterilization/vasectomy

Men can sterilise

Male sterilization is reversible

THANK YOU FOR PARTAKING IN THIS STUDY.

If you have any further queries, please call me on 0119338000

APPENDIX B

Department of Obstetrics and Gynaecology Chris Hani Baragwanath Hospital Approval – Head of Department

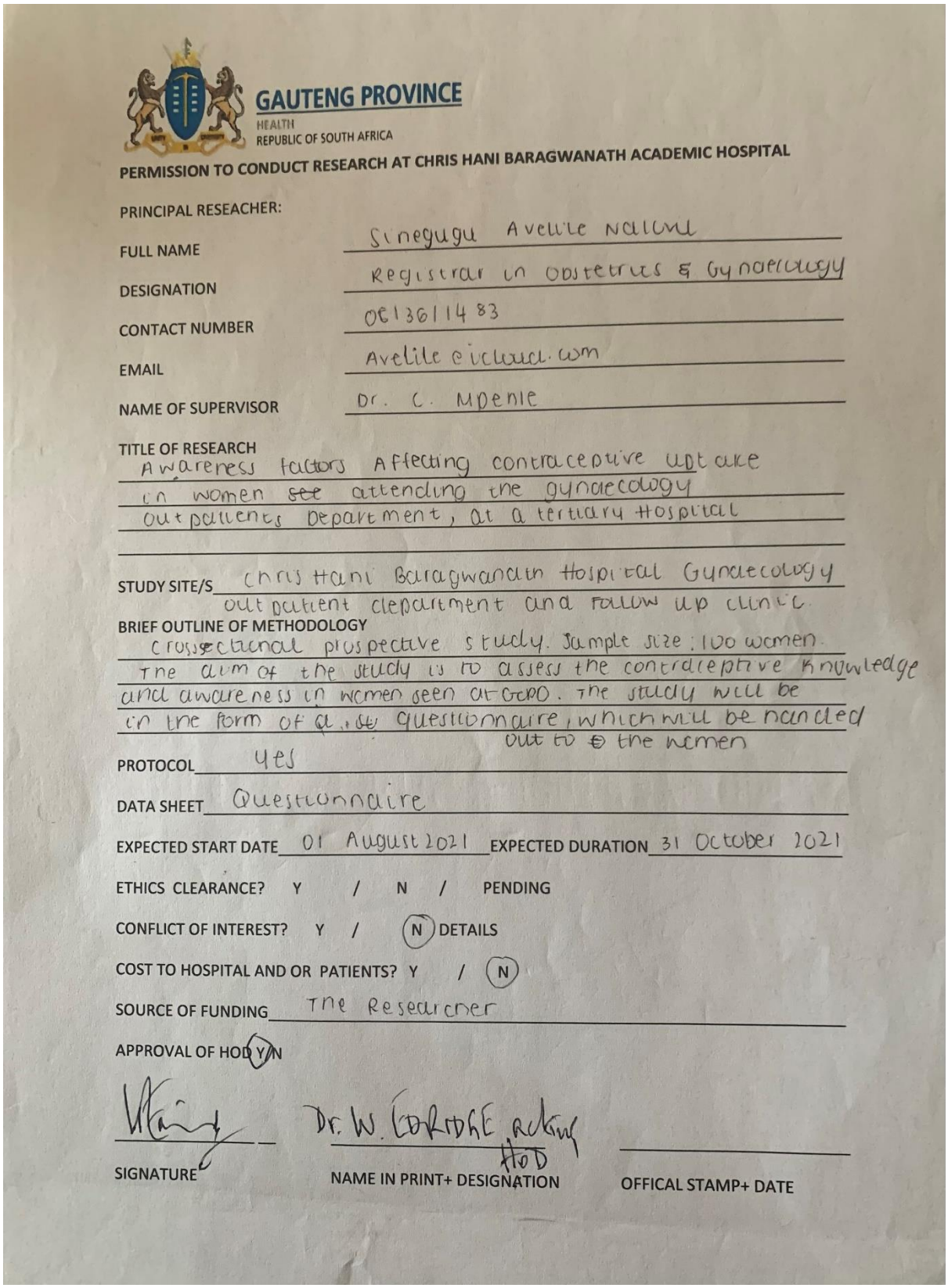

GAUTENG PROVINCE
HEALTH
REPUBLIC OF SOUTH AFRICA

PERMISSION TO CONDUCT RESEARCH AT CHRIS HANI BARAGWANATH ACADEMIC HOSPITAL

PRINCIPAL RESEACHER:

FULL NAME: Sinegugu Avelile Nalovu

DESIGNATION: Registrar in Obstetrics & Gynaecology

CONTACT NUMBER: 0613611483

EMAIL: Avelile@icloud.com

NAME OF SUPERVISOR: Dr. C. Mpenle

TITLE OF RESEARCH: Awareness factors Affecting contraceptive uptake in women ~~see~~ attending the gynaecology outpatients Department, at a tertiary Hospital

STUDY SITE/S: Chris Hani Baragwanath Hospital Gynaecology outpatient department and follow up clinic.

BRIEF OUTLINE OF METHODOLOGY: Crosssectional prospective study. Sample size: 100 women. The aim of the study is to assess the contraceptive knowledge and awareness in women seen at GCPO. The study will be in the form of a ~~st~~ questionnaire, which will be handed out to ~~t~~ the women

PROTOCOL: yes

DATA SHEET: Questionnaire

EXPECTED START DATE: 01 August 2021 EXPECTED DURATION: 31 October 2021

ETHICS CLEARANCE? Y / N / PENDING

CONFLICT OF INTEREST? Y / (N) DETAILS

COST TO HOSPITAL AND OR PATIENTS? Y / (N)

SOURCE OF FUNDING: The Researcher

APPROVAL OF HOD (Y)/N

[signature] Dr. W. EDRIDGE acting HoD

SIGNATURE | NAME IN PRINT+ DESIGNATION | OFFICAL STAMP+ DATE

APPENDIX C

Chris Hani Baragwanath Academic Hospital Approval from CEO

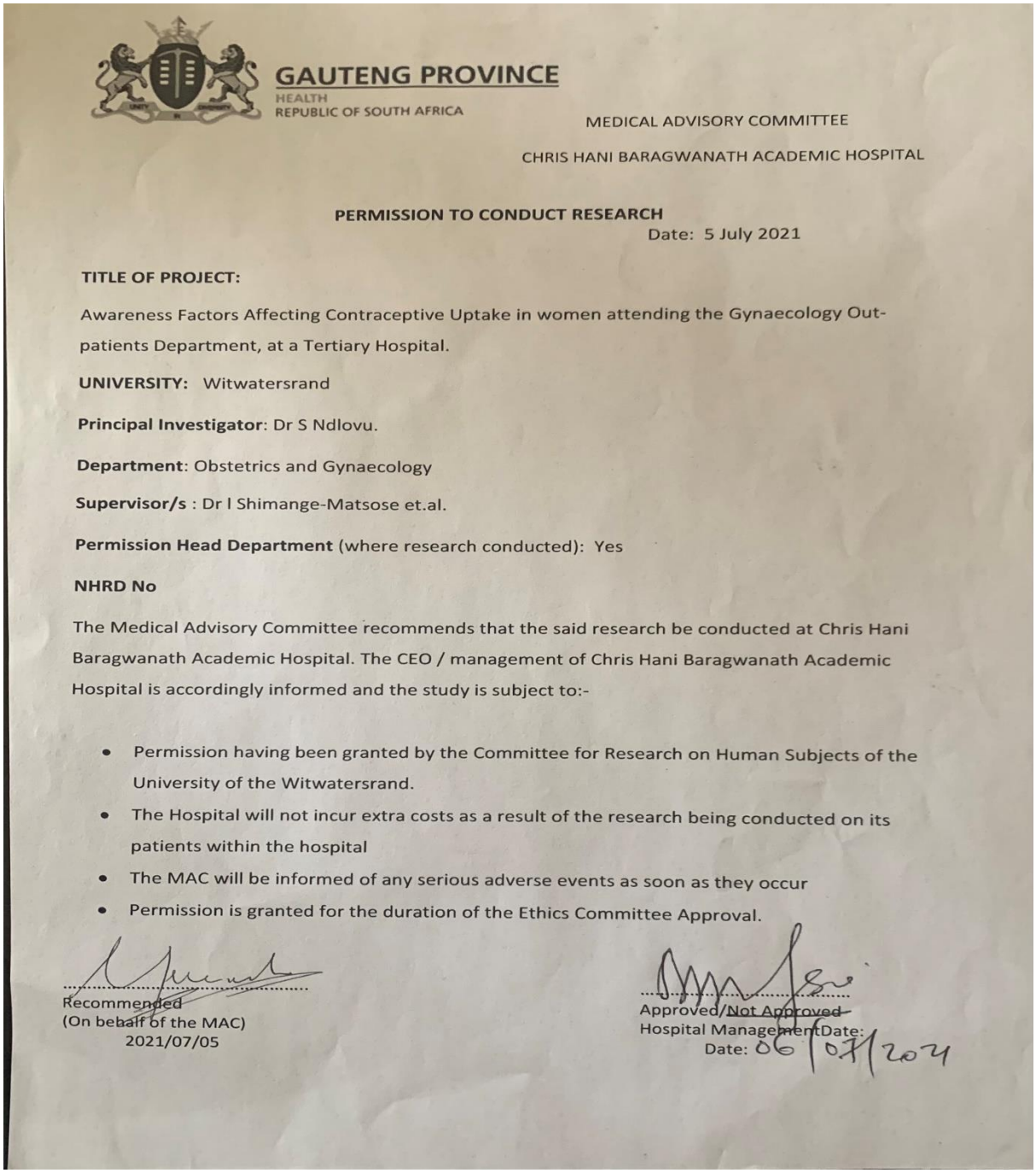

GAUTENG PROVINCE
HEALTH
REPUBLIC OF SOUTH AFRICA

MEDICAL ADVISORY COMMITTEE

CHRIS HANI BARAGWANATH ACADEMIC HOSPITAL

PERMISSION TO CONDUCT RESEARCH

Date: 5 July 2021

TITLE OF PROJECT:

Awareness Factors Affecting Contraceptive Uptake in women attending the Gynaecology Out-patients Department, at a Tertiary Hospital.

UNIVERSITY: Witwatersrand

Principal Investigator: Dr S Ndlovu.

Department: Obstetrics and Gynaecology

Supervisor/s : Dr I Shimange-Matsose et.al.

Permission Head Department (where research conducted): Yes

NHRD No

The Medical Advisory Committee recommends that the said research be conducted at Chris Hani Baragwanath Academic Hospital. The CEO / management of Chris Hani Baragwanath Academic Hospital is accordingly informed and the study is subject to:-

- Permission having been granted by the Committee for Research on Human Subjects of the University of the Witwatersrand.
- The Hospital will not incur extra costs as a result of the research being conducted on its patients within the hospital
- The MAC will be informed of any serious adverse events as soon as they occur
- Permission is granted for the duration of the Ethics Committee Approval.

.....
Recommended
(On behalf of the MAC)
2021/07/05

.....
Approved/~~Not Approved~~
Hospital Management Date:
Date: 06/07/2021

APPENDIX D

Consent form

Thank you for partaking in the study.

This is a study being undertaken by Dr SA Ndlovu, Dr. Shimange-Matsose and Dr. Mpehle, from the University of Witswaterstrand.

It is in the form of a questionnaire.

The purpose of the study is to assess the knowledge of contraceptive use, as well as uptake in the patients seen at Chris Hani Baragwanath Hospital Gynaecology Outpatient Department, so that the deficiencies can be addressed, and the system improved.

The information you give, will be kept confidential. There will be no identification (name, surname, or address) of your personal information in the final reports. You will be allocated a study number, so as to keep your identity confidential.

Your participation is voluntary, and you can opt out of the study at any given time.

Your participation in this study does not affect your current and/or future management as an individual, and/or treatment at this and/or any other hospital.

By signing this form, you authorise the use of your information and findings of this study for educational and publication purposes.

Thank you

I hereby acknowledge and agree that I that I am partaking in a research study regarding my knowledge of contraception.

I acknowledge all of the above.

I acknowledge that my answers will be confidential.

Signature (participant):_____ Signature (witness): _____

Date: _____ Date: _____

Place: _____ Place: _____

APPENDIX E: ETHICS APPROVAL

UNIVERSITY OF THE WITWATERSRAND, JOHANNESBURG

R14/49 Dr Sinegugu Ndlovu

HUMAN RESEARCH ETHICS COMMITTEE (MEDICAL)

CLEARANCE CERTIFICATE NO. M210720

NAME: (**Principal Investigator**)	Dr Sinegugu Ndlovu
DEPARTMENT:	Obstetrics and Gynaecology Chris Hani Baragwanath Academic Hospital
PROJECT TITLE:	Awareness factors affecting contraceptive uptake in women attending the gynaecology outpatient department, at a tertiary hospital
DATE CONSIDERED:	30/07/2021
DECISION:	Approved unconditionally
CONDITIONS:	
SUPERVISOR:	Dr Chileshe Mpehle
APPROVED BY:	CB Penny Dr CB Penny, Chairperson, HREC (Medical)
DATE OF APPROVAL:	20/10/2021

This clearance certificate is valid for 5 years from date of approval. Extension may be applied for.

DECLARATION OF INVESTIGATORS

To be completed in duplicate and **ONE COPY** returned to the Research Office Secretary on the Third Floor, Faculty of Health Sciences, Phillip Tobias Building, 29 Princess of Wales Terrace, Parktown, 2193, University of the Witwatersrand. I/we fully understand the conditions under which I am/we are authorized to carry out the above-mentioned research and I/we undertake to ensure compliance with these conditions.Should any departure be contemplated, from the research protocol as approved, I/we undertake to resubmit the application to the Committee. **I agree to submit a yearly progress report.** The date for annual re-certification will be one year after the date of convened meeting where the study was initially reviewed. In this case, the study was initially reviewed in **July** and will therefore be due in the month of **July** each year. Unreported changes to the application may invalidate the clearance given by the HREC (Medical).

Principal Investigator Signature _____ Date _____

REFERENCES:

1. Olakunde BO, Sam-AGUDU NA, Patel TY, Hunt AT, Buf AM, Phebus TD, et al. Uptake of permanent contraception among women in sub-Saharan Africa: a literature review of barriers and facilitators. Contraception 2019; 99:205–11. Doi: 10.1016/j.contraception.2018.12.007 [Accessed 05.10.19]

2. Ahmed S, Li Q, Liu L, Tsui AO, Bill F, Foundation MG. Maternal deaths averted by contraceptive use: an analysis of 172 countries. The Lancet. 2019;380(9837):111–25. Doi:10.1016/S0140-6736(12)60478-4 [Accessed 05.10.19]

3. Family planning / Contraception. 2018;(February):1–9. URI: https://www.who.int/news-room/fact-sheets/detail/family-planning-contraception [Accessed 06.10.19]

4. Hlongwa M, Mashamba-Thompson T, Makhunga S, Hlongwana K, Desapriya. E. Evidence on factors influencing contraceptive use and sexual behavior among women in South Africa: A scoping review. Medicine (United States) Vol. 99(12). Lippincott Williams and Wilkins; 2020. Doi:10. 1097/MD00000000000019490. [Accessed 15.03.2021]

5. Lebese RT, Maputle SM, Ramathuba DU, Khoza LB. Factors influencing the uptake of contraception services by Vatsonga adolescents in rural communities of Vhembe District in Limpopo Province, South Africa. Health SA Gesondheid. 2013;18(1). Doi:10. 4102/hsag.v18i.654. [Accessed 15.03.2021]

6. Somba MJ, Mbonile M, Obure J, Mahande MJ. Sexual behaviour, c ontraceptive knowledge and use among female undergraduates' students of Muhimbili and Dar es Salaam Universities, Tanzania: A cross-sectional study. BMC Women's Health. 2014 Aug 7;14(1). Doi:10. 1186/1472-6874-14-94. [Accessed 14.04.2021]

7. Tshimangadzo D, Lukhaimane A. Knowledge and willingness to use emergency contraception, among postpartum women at Chris Hani Baragwanath Academic Hospital.2014. URI: http://hdl.handle.net/10539/15348 [Accessed: 21.04.21]

8. Chandra-mouli V, Mccarraher DR, Phillips SJ, Williamson NE, Hainsworth G. Contraception for adolescents in low and middle income countries: needs, barriers, and access. Reproductive Health 2014;1–8. Doi: 10.1186/1742-4755-11-1 [Accessed 10.05.2019]

9. Allen RH. The Role of Family Planning in Poverty Reduction. Obstetrics and Gynecology 2007;110(5):999–1002. [accessed 05.10.2019]

10. Williamson LM, Parkes A, Wight D, Petticrew M, Hart GJ. Limits to modern contraceptive use among young women in developing countries: a systematic review of qualitative research. Reproductive Health 2009; 12:1–12. [Accessed 05.10.2019]

11. Tsui AO, Brown W, Li Q. Contraceptive Practice in sub-Saharan Africa. Population and Development Review. 05.2017 1;43:166–91. Doi: 10. 1111/padr.12051 [Accessed 10.03.2021]

12. Cahill N, Sonneveldt E, Stover J, Weinberger M, Williamson J, Wei C, et al. Modern contraceptive use, unmet need, and demand satisfied among women of reproductive age who are married or in a union in the focus countries of the Family Planning 2020 initiative: a systematic analysis using the Family Planning Estimation Tool. The Lancet 2020;391(10123):870–82. Doi.org/10.1016/S0140-6736(17)33104-5 [Accessed 06.10.2019]

13. Ahmed S, Choi Y, Rimon JG, Alzouma S, Gichangi P, Guiella G, et al. Articles Trends in contraceptive prevalence rates in sub-Saharan Africa since the 2012 London Summit on Family Planning: results from repeated cross-sectional surveys. The Lancet Global Health 2019;7(7): e904–11. Doi:10.1016/S2214-109X (19)30200-1[Accessed 07.05.2019]

14. Röhrs S. The influence of norms and values on the provision of termination of pregnancy services in South Africa. International Journal of Africa Nursing Sciences. 2017; 6:39–44. Doi: 10.1016/j.ijans.2017.02.003 [Accessed 12.11.2019]

15. Bulto GA, Zewdie TA, Beyen TK. Demand for long acting and permanent contraceptive methods and associated factors among married women of reproductive age group in Debre Markos Town, North West Ethiopia. BMC Women's Health.2014;14(1). Doi:10.1186/1472-6874-14-46 [Accessed: 21.01.2021]

16. Steyn C, Govender I, Velaphi Ndimande J. An exploration of the reason's women give for choosing legal termination of pregnancy at Soshanguve Community Health Centre, Pretoria, South Africa. South African Family Practice 2018;60(4):126–31. Doi:10.1080/20786190.2018.1432138. [Accessed: 10.01.2021]

17. Maswime S. Evaluation of the use of barrier contraceptives in women requesting termination of pregnancy at CHBAH. A research report submitted to the University of Witwatersrand in fulfilment of the Master of Medicine degree. 2015. URI: http://hdl.handle.net/10539/17500

TURNITIN/PLEGIARISM REPORT:

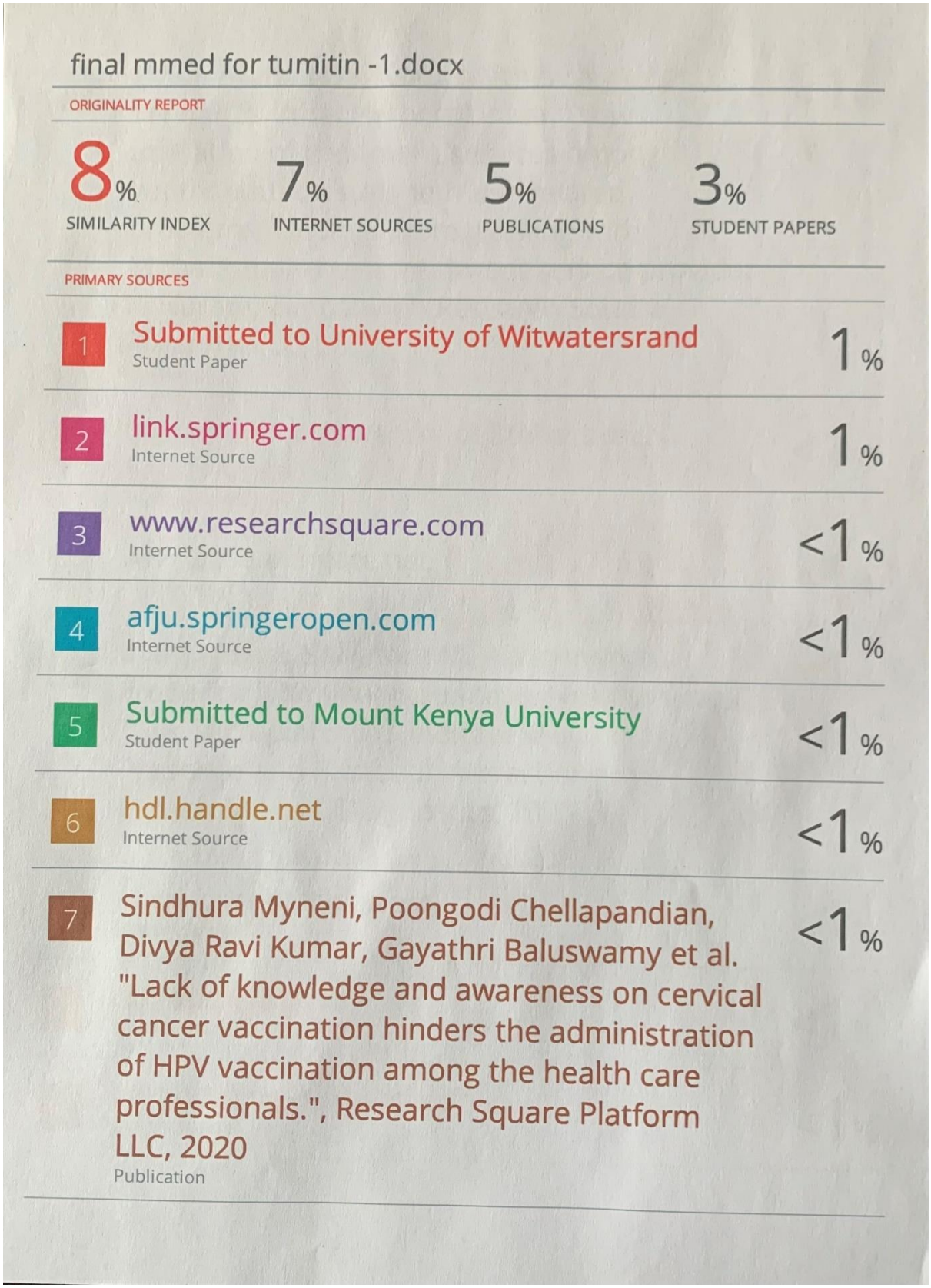

final mmed for tumitin -1.docx

ORIGINALITY REPORT

8%	7%	5%	3%
SIMILARITY INDEX	INTERNET SOURCES	PUBLICATIONS	STUDENT PAPERS

PRIMARY SOURCES

1	Submitted to University of Witwatersrand Student Paper	1%
2	link.springer.com Internet Source	1%
3	www.researchsquare.com Internet Source	<1%
4	afju.springeropen.com Internet Source	<1%
5	Submitted to Mount Kenya University Student Paper	<1%
6	hdl.handle.net Internet Source	<1%
7	Sindhura Myneni, Poongodi Chellapandian, Divya Ravi Kumar, Gayathri Baluswamy et al. "Lack of knowledge and awareness on cervical cancer vaccination hinders the administration of HPV vaccination among the health care professionals.", Research Square Platform LLC, 2020 Publication	<1%

8	Tichaenzana Nyashanu, Mathew Nyashanu, Tendai Zawaira, Herbert Zirima. "Low utilisation of treatment services among youths with crystal meth use-related problems. Findings from working with Mubatirapamwe, a treatment service provider in Harare, Zimbabwe", Research Square Platform LLC, 2022 Publication	<1 %
9	Submitted to University of Stellenbosch, South Africa Student Paper	<1 %
10	www.researchgate.net Internet Source	<1 %
11	Marco Rossi, Salvatore M. Aspromonte, Frederick J. Kohlhapp, Jenna H. Newman et al. "Gut Microbial Shifts Indicate Melanoma Presence and Bacterial Interactions in a Murine Model", Diagnostics, 2022 Publication	<1 %
12	www.girlsnotbrides.org Internet Source	<1 %
13	clinicaltrials.gov Internet Source	<1 %
14	hal.sorbonne-universite.fr Internet Source	<1 %

15	www.frontiersin.org Internet Source	<1 %
16	Submitted to Universitas Hasanuddin Student Paper	<1 %
17	journals.plos.org Internet Source	<1 %
18	www.tandfonline.com Internet Source	<1 %
19	Van Puymbroeck, Marieke, Peter Altenburger, Stephanie A. Combs-Miller, Kristine K. Miller, Jacob Kean, and Arlene Schmid. "The Influence of Mood-Related Variables on Activity and Participation in Individuals With Chronic Stroke :", Topics in Geriatric Rehabilitation, 2014. Publication	<1 %
20	repository.unam.edu.na Internet Source	<1 %
21	thoracicmedicine.org Internet Source	<1 %
22	www.ncbi.nlm.nih.gov Internet Source	<1 %
23	Nazlı Nur Aslan Çin, Ayşe Özfer Özçelik. "The iodine knowledge of pregnant women in an	<1 %

endemic goiter area: a cross-sectional study", Nutrition & Food Science, 2021
Publication

24	energytrust.org Internet Source	<1%
25	Submitted to Academy of Family Physicians of Malaysia (AFPM) Student Paper	<1%
26	Sarahn M. Wheeler, Kelley E. C. Massengale, Konyin Adewumi, Thelma A. Fitzgerald et al. "Pregnancy vs. Paycheck: A qualitative study of patient's experience with employment during pregnancy at high risk for preterm birth", Research Square, 2020 Publication	<1%
27	ia601902.us.archive.org Internet Source	<1%
28	www.jewishdatabank.org Internet Source	<1%

Exclude quotes	On	Exclude matches	< 8 words
Exclude bibliography	On		

PLAGIARISM DECLARATION TO BE SIGNED BY ALL HIGHER DEGREE STUDENTS

SENATE PLAGIARISM POLICY: APPENDIX ONE

I Sinegugu Ndlovu (Student number: 0601321J) am a student registered for the degree of Master of Medicine (MMed) in the specialty of Obstetrics and Gynaecology in the academic year 2023.

I hereby declare the following:

- I am aware that plagiarism (the use of someone else's work without their permission and/or without acknowledging the original source) is wrong.
- I confirm that the work submitted for assessment for the above degree is my own unaided work except where I have explicitly indicated otherwise.
- I have followed the required conventions in referencing the thoughts and ideas of others.
- I understand that the University of the Witwatersrand may take disciplinary action against me if there is a belief that this is not my own unaided work or that I have failed to acknowledge the source of the ideas or words in my writing.
- I have included as an appendix a report from "Turnitin" (or other approved plagiarism detection) software indicating the level of plagiarism in my research document.

Signature: ……  ……Date: 2023/03/31