

Appendix No. 6.—EDUCATION (continued).

DIVISION.	DISTRICT.	SCHOOL.	TEACHERS.	MISSION.	AVERAGE ATTENDANCE PUPILS.	GOVERNMENT GRANT.	EQUIPMENT GRANT.	REMARKS.
SOUTH-EASTERN	Ermelo ... Wakkerstroom ...	Ermelo	1	Wesleyan	26	19 15 0		
		Holyrood	5	Church of England	63	50 10 0		
	Piet Retief ... Standerton ...	Ihlelo	2	"	32	21 5 0		
		Quellwasser	1	Lutheran	13	3 10 0	1 6 0	
		Volksrust	2	Wesleyan	22	12 5 0		
		Mahamba	2	"	49	40 0 0		
		Piet Retief	2	"	28	19 15 0		
		Standerton	1	"	26	13 5 0		
	Piet Retief, Rev. W. M. Mercer ...						20 0 0	Equipment Allowance.
	8		16		259	180 5 0	21 6 0	
GRAND TOTAL	...	197	310		8,586	6,592 13 0		

Subjects of Instruction :—English, reading, spelling, writing, arithmetic, physical exercises, singing, elementary drawing, sewing (for girls), industrial work, such as gardening, matweaving and basket making (for boys).

NOTE :—The children usually pay from 6d. to 1s. per month, sometimes more, in the form of school fees. In most cases the Church building serves the purpose of the school as well, but the seats suitable for full-grown persons are undesirable for children, and Missionary Superintendents are being urged to put up separate school buildings and to equip them with suitable furniture.

Appendix No 7.—EDUCATION.—SUMMARY OF SCHOOLS NOT IN RECEIPT OF GRANTS-IN-AID FROM GOVERNMENT.

Division.	Number of Schools.	Number of Teachers.	Number of Pupils.	Average Attendance.		Average number of Pupils to each Teacher.
Northern	8	10	264	210	79 per cent.	26
North-Western... ..	13	15	660	575	87 "	44
Western	76	78	3,335	2,609	78 "	42
Central	52	76	3,102	2,832	91 "	40
Eastern	19	18	869	709	81 "	48
South-Eastern	9	11	262	220	87 "	23
	177	208	8,492	7,155	84 per cent.	37

Appendix No. 8.

EDUCATION.—RETURN OF SCHOOLS NOT IN RECEIPT OF GRANTS-IN-AID FROM GOVERNMENT.

DISTRICT.	No.	School.	Teachers.	Mission.	Pupils.		Average Attendance.		Subjects of Instruction.	Local Contributions in Fees or otherwise.	Buildings.	Remarks.
					Girls.	Boys.	Girls.	Boys.				
NORTHERN												
Pietersburg	1	Matala	2	Berlin	42	48	40	35	{ Singing, Reading, Writing, Scripture and Arithmetic. }	—	Brick. " Mud. "	Evangelist.
	2	Mashashaan	1	Dutch Reformed Church	17	11	14	9				
	3	Sebati	—	" "	11	13	8	7				
	4	Mgopela	1	" "	18	15	15	10				
			4		88	87	77	61				
Sibasa ...	1	Shewaas	2 Europeans 1 Native	Berlin	32	37	25	30	English, Arithmetic, Writing, Geography, Singing.	Voluntary.	1 Church. 1 School.	
Groot Spelonken	1	Moleketle	1 Native	"	3	2	3	2	{ Bible, Catechism, Sesuto, English. }	—	—	
	2	Bolubedi	"	"	4	3	3	2				
	3	Mampye	"	"	5	3	4	3				
			3		12	8	10	7				
	8		10	Total	132	132	112	98				
NORTH WESTERN—												
Warm Baths	1	Elsie's Kraal	1	African Mission Church	14	20	11	17	{ Sesuto, Reading, Writing, Arithmetic, Grammar, Geography. }	1s. per month	Mud Walls and Thatch Roof. " " " "	
	2	Cyferkuil	1	African Methodical Episcopal... ..	18	21	15	19				
	3	Noodshulp	1	" " "	17	7	14	5				
	4	Moime	1	" " "	21	36	18	32				
	5	Rampere	1	" " "	27	21	22	19				
	5		5		97	105	80	92				

Appendix No. 8.—EDUCATION (continued).

DISTRICT.	No.	School.	Teachers.	Mission.	Pupils.		Average Attendance.		Subjects of Instruction.	Local Contributions in fees or otherwise.	Buildings.	Remarks.
					Girls.	Boys.	Girls.	Boys.				
NORTH WESTERN (con.) Nylstroom...	1	Middelfontein Mission ...	Rev. R. Jensen's 3 daughters	Berlin Lutheran ...	88	75	70	60	Religion, Reading, Writing, Arithmetic.		Brick.	Enlarged schools recently built.
	2	Doornfontein (1806) ...	Native	" " ...	17	11	14	9	Reading, Writing, Hymn Singing.		Mud Hut.	Except at Middelfontein the methods are crude and haphazard. Beauty is also more advanced.
	3	Rietfontein (2133)...	"	" " ...	15	10	—	—			"	
	4	Rhenosterfontein (1789) ...	"	" " ...	12	8	—	—			"	
	5	Vryheid ...	"	" " ...	15	12	—	—			"	
	6	Rietfontein (2133) ...	"	Ethiopian ...	15	10	—	—			"	
	7	Krantzkop ...	"	Independent Lutheran ...	20	15	—	—			"	
	8	Beauty ...	"	Dutch Reformed ...	75	60	—	—			"	
			10		257	201		403				
				Nil.								No unaided schools carried on in this District by recognised Missions.
				Total ...	354	306		575				
Potgietersrust	13		15									
WESTERN— Rustenburg	1	Berseba ...	1	Hermansberg Mission Society ...	125	110	60	30	English, Sechuana, Reading, Writing, Christianity.	—	1	
	2	Schaapkraal ...	1	" " "	33	24	27	9		—	1	
	3	Potgieterslaagte ...	1	" " "	16	15	10	6		—	1	
	4	Kroondal...	1	" " "	30	21	20	15		—	1	
	5	Sterkstroom ...	1	" " "	12	8	10	7		—	1	
	6	Boschfontein ...	1	" " "	25	18	22	16		—	1	
	7	Wagenpadsdrift ...	1	" " "	17	10	15	9		—	1	
	8	Vlakfontein ...	1	" " "	15	10	13	9		—	1	
	9	Zandfontein ...	1	" " "	15	10	13	9		—	1	
	10	Sichar ...	2	" " "	38	14	38	14		—	1	
	11	Bierkraal ...	1	Church of England ...	16	10	14	8		—	1	
	12	Styldrift ...	1	" " ...	8	4	8	4		—	1	
			13		350	254	250	136			12	

WESTERN (con.)

WESTERN (con.)													
Zeerust ...	1	Melorane	1	Hermansberg Mission Society ...	32	20	15	10	Reading, Writing, Arithmetic, and Religion	6d. to 1s. per month.	1 44' x 15	
	2	Koffiekraal	1	" "	19	9	10	4		"	1	
	3	Maanwane	1	" "	127	67	91	53		"	1	
	4	Mochudi...	1	" "	16	12	13	8		"	1	
	5	Pella	2	" "	106	75	60	41		"	2	
	6	Maanwane	1	London Missionary Society ...	25	7	15	5		"	1	
	7	Linokana	1	" "	40	10	30	7		"	1	
					8	365	200	234	128				8
Pilansberg	1	Grootfontein	H. Lekwakwa	Lutheran ...	50	30	40	20	Reading, Writing, Arithmetic, English, Singing, Drill, and History	6d. per month	Church & School	
	2	Grootwagensdrift	J. Phetoe	"	35	20	30	12		"	"	
	3	Palmietfontein	J. Kgasi	"	25	20	20	15		"	"	
	4	Bultfontein	D. Molisane	"	20	10	16	8		1s. per month	"	
	5	Vlakfontein	A. Khare	"	20	14	15	10		"	"	
	6	Saulspoort	A. Molisa	Dutch Reformed Church ...	62	4	40	3		"	School 36' x 12	
	7	"	...	A. Sojane	" " "	17	4	14	3		Teacher, £30 per annum	School	
	8	Saulspoort	M. Pitse	" " "	56	10	45	5	"	—	Church and School	
	9	"	...	R. Ramatsego	" " "	50	1	40	1	"	—	" "	
	10	"	...	Augustinus	" " "	41	7	35	5	"	—	" "	
	11	Kruidfontein	Z. Thihira	" " "	104	27	90	20	"	Teacher £40 per Annum.	" "	
	12	Modderkuil	S. Ramagama	" " "	75	5	47	1	"	Teacher £20 per Annum.	" "	
	13	Rhenosterspruit	Manoah	" " "	13	5	10	3	"	—	" "	
	14	Welgevallen	S. Moloto	" " "	25	5	22	4	"	Teacher £48 per Annum.	" "	
	15	Palmietfontein	S. Pheto	" " "	36	4	30	3	"	Teacher £20 per Annum.	" "	
	16	Ruigehoek	C. Moakope	" " "	27	3	23	2	"	—	" "	
	17	Mabiskraal	T. Ramogale	" " "	30	7	27	3	"	Teacher 30/- per Month.	" "	
	18	"	...	K. Mokohe	" " "	40	6	30	4	"	—	" "	
					18	726	182	574	122				18
Potchefstroom	1	Witpoortje	1	Wesleyan ...	30				Reading, Writing, Arithmetic, Religion	—	Mud and Reed	
	2	Elandsheuvel	1	"	17					—	Mud and Thatch	
	3	Rietfontein	1	"	24					—	"	
	4	Makokskraal	1	"	28					—	"	
	5	Klipfontein	1	"	17					—	"	
	6	Uitkijk	1	"	27					—	Brick and Iron	
	7	Goedgevonden	1	"	38					—	Mud and Thatch	
	8	Elandsfontein (Gatsrand)	1	Church of England ...	30				"	£24	"	
	9	Leenwfontein	1	"	25				"	£24	"	
	10	St. Luke's (Paardekop)	1	"	14				"	—	"	
	11	Potchefstroom Town	1	Berlin Mission Society ...	58				"	6d. Monthly	"	

Besides the schools mentioned in these lists there are many small schools on farms which the natives themselves support.

Besides the schools mentioned in these lists there are many small schools on farms which the natives themselves support.

Appendix No. 8.—EDUCATION (continued).

DISTRICT.	No.	School.	Teachers.	Mission.	Pupils.		Average Attendance.		Subjects of Instruction.	Local Contributions in Fees or otherwise.	Buildings.	Remarks.
					Girls.	Boys.	Girls.	Boys.				
WESTERN (con.) Potchefstroom	12	Bosch Hoek (Gatsrand) ...	1	Berlin Missionary Society ...	12	—	—	—	Religion.	—	Mud and Thatch.	
	13	Elandsfontein (Gatsrand) ...	1	" " ...	16	—	—	—	"	—	"	
	14	Elandsfontein (665) ...	1	" " ...	35	—	—	—	"	—	"	
	15	Potchefstroom Location ...	1	African Methodist Episcopal Church	15	—	—	—	Not known.	Supported by Natives.	"	
	16	Taaiboschbult ...	1	Dutch Reformed ...	23	—	—	—	Reading, Writing, Arithmetic, and Religion.	"	"	
	17	Klipfontein (530) ...	1	Wesleyan ...	23	—	—	—	English, Reading, Writing, Arithmetic, Geography, History, Scripture.	1s. per head per month, balance by Church Collections.	"	
	18	Rietfontein ...	1	" " ...	22	—	—	—	The A.M.E.C. also teach Bechuana.	"	"	
	19	Elandsheuvel ...	1	Church of England ...	15	—	—	—	Religion.	"	"	
	20	Rietkuil (537) ...	1	Dutch Reformed ...	25	—	—	—	"	"	"	
	21	Klerksdorp Location ...	1	African Missionary Society ...	38	—	—	—	"	"	Raw Brick and Iron.	
	22	" " ...	1	African Methodist Episcopal Church	40	—	—	—	"	"	"	
	23	Machavistad ...	1	Hermansberg Lutheran Mission	50	—	—	—	Religion.	"	Church Building.	
	24	Eastleigh ...	1	" " ...	35	—	—	—	"	"	—	
	25	Mohemsvlei ...	1	" " ...	47	—	—	—	"	"	—	
			25		704	—	—	—				
Lichtenburg	1	Manana ...	1	—	10	15	8	13	Kaffir.	£1 5s. per month.	1	
	2	Goedgedacht ...	1	—	4	9	3	8	"	13s. per month.	1	
	3	Zoetmelksvlei ...	1	—	12	8	10	6	"	£1 per month.	1	
	4	Lichtenburg ...	1	Dutch Reformed ...	18	15	16	14	{ Kaffir, Dutch, English. } ...	"	1	
	5	" ...	1	Lutheran ...	10	10	6	4	{ Kaffir, Dutch, Arithmetic } ...	£1 per month.	1	
	6	" ...	1	Church of England ...	23	21	21	17	{ Kaffir, Dutch, English, Arithmetic. }	£3 per month.	1	

WESTERN (con.) Lichtenburg	7	Putfontein	1	Lutheran	59	45	55	40	Religion, Arithmetic, History, English.	6d. per month per child.	1	Same building is used for Church and School.
	8	Holgat (Bethel)	1	"	27	23	24	21	English and Kaffir.	"	1	
	9	Polfontein	1	Wesleyan	40	12	16	6	Bible, Writing, Reading, Arithmetic.	Salary £12 per annum.	1	
	10	Rooijantjesfontein	1	Hermansberg	35	5	34	3	English, Reading, Writing, Arithmetic.	—	1	Subsidised by Hermansberg Mission Society.
	11	Barberspan	1	Wesleyan	17	5	15	4		Local	1	
			11		255	168	208	146			11	
	1	—	Native	Lutheran	16	11	14	10	Scripture, Reading, Writing, English and Kaffir.	Parents pay 1s. per month, Genotschap £3 per month. Parents pay 1/6 per month. Parents pay fees which vary.	—	
	1	—	"	Wesleyan	37	39	30	30			—	
	1	—	"	English	16	12	13	10			—	
			3		69	62	57	50				
	76		78		33	35	26	09				
EASTERN— Sekukuni ...	1	Mission Station, Lydenburg	Johannes Roloana	Berlin Mission Society ...	83	87	65	60	English, Dutch and Sepedi.	£31 in fees.	Burnt Brick with Thatched Roofs.	
	2	Lydenburg Town	Hiskia Ramasodi	"	57	39	40	30				
	3	Waterfall	Justinus Mabusa	"	22	16	15	10				
	4	Rietvlei 842	Job (Native)	African Methodist Episcopal Church	14	23	20	10		10s. in fees.	Stone with grass roof.	
	5	Belfast Location	Andries Umgeni	Wesleyan	—	10	—	8		1s. per head.	Wood and Iron.	
	6	Machadodorp	Solomon	Dutch Reform	12	—	—	8		2s. per head per month.	"	
	7	Machadodorp	Simon	Wesleyan	25	25	25	25	Sepedi and usual subjects/ in English.	1/-	Wood and Iron	
	8	Nkwanastad	Ledia Mokoadi	"	8	6	7	4		1/-	Stone, Iron roof	
	9	Makgane Geluks Location ...	Ruben	Berlin Mission	25	18	20	13		1/-	No special building	
	10	Lydenburg	M. C. Neube	African Methodist Episcopal Mission	23	12	17	10		1/-	Wood and Iron	
	11	Schoonoord	—	Bapedi Lutheran	12	15	10	12		1/-	Stone with Grass Roof	
			10		281	251	219	190				

Appendix No. 8.—EDUCATION (continued.)

DISTRICT.	No.	School.	Teachers.	Mission.	Pupils.		Average Attendance.		Subjects of Instruction.	Local Contributions in Fees or otherwise.	Buildings.	Remarks.	
					Girls.	Boys.	Girls.	Boys.					
EASTERN (cont.) Pilgrim's Rest	1	St. James' Native Mission ...	1 Native	English Church ...	40	29	32	20	Reading, Writing, Arithmetic, Geography, Grammar, Singing. Reading, Writing	£3 per Month.	1 Brick and Iron		
	2	Sabi ...	1 Native	Wesleyan Church ...	30	20	15	15			1		
			2		70	49	47	35			2		
Barberton ...	1	Barberton ...	1 Native	Wesleyan ...	10	20	10	20					
	2	Sheba Gold Mine ...	"	" ...	3	7	3	7					
	3	Worcester Gold Mine ...	"	" ...	6	9	6	9					
			3		19	36	19	36					
					370	336	285	261					
Pokwani ... Middelburg ...			Nil.	Nil.	Scholars.								
	1	Middelburg ...	1	United Dutch Reformed ...	60								
	2	" ...	1	Berlin Mission Society ...	61								
	3	Patalafontein ...	1	" ...	42								
			3		163								
	19		18		869								
CENTRAL—													
Pretoria ...	1	Wesleyan, Pretoria ...	3	Wesleyan ...	—	82	—	72	English and Native Reading and Writing. Reading, Writing, Arithmetic, Singing, English and Bible History.	£84	Brick covered with iron.	Night School only.	
	2	Luttig Street, Pretoria ...	1	Swiss ...	—	25	—	17			2s. each per month but only 3 of them pay fees.	Brick with Iron Roof.	Numbers fluctuate very much.
	3	Trevenna, Pretoria ...	1	" ...	—	20	—	15				Iron.	
	4	Loco Compound, Pretoria ...	1	" ...	—	25	—	20				Iron.	

CENTRAL (con.) Pretoria ...	5	Polonia, Pretoria District ...	1	Hermansburg ...	60	40	55	35	Arithmetic, Bible History, Writing and Singing. Reading, Writing, Arithmetic, Singing, Dictation & Religion.	6d. per month per child.	1 Building.
	6	Pretoria ...	1	Berlin Lutheran Mission ...	66	69	60	60	{	About £80 per annum.	1 School Church "
	7	Zwartkop ...	1	" "	22	24	20	20			
	8	Rietfontein ...	1	" "	5	14	5	12			
	9	A.M.E. Church ...	2	African Methodist Episcopal Church (Native)	40	49	35	39	Reading, Orthography, English, Sesuto, Zulu, Geography, German, Mental Arithmetic.	2s. per month per child.	African Methodist Episcopal Church.
	10	Ethiopian Catholic Church in Zion, Pretoria	1	Ethiopian Catholic Church in Zion, Pretoria (Native)	15	17	12	13	{	£3 10s. 0d. monthly. 2s. per child per month. £3 monthly. 2s. per child per month.	1 Building. "
	11	Ethiopian Catholic Church in Zion, Rietvlei	1	Ethiopian Catholic Church in Zion, Pretoria (Native)	24	13	20	10			
	12	African Mission, Pretoria (Native)	1	African Mission (Native) ...	40	20	20	15	Reading, Writing, Arithmetic, Sesuto.	Std. IV. 2s. Std. III. 2s. Std. II. 1s. 6d. Std. I. 1s.	St. Peter's Church, Marabastad.
			15		272	398	227	328			
Haman's Kraal ...	1	Naauwpoort 302 ...	1	Church of England ...	—	—	—	—	{	—	Teacher's House. Church Building. " School Building " School and Church School Building. " School and Church. Schools (2) School Building " Church and School School Building Church Building " "
	2	Mathibestad ...	2	" "	—	—	—	—			
	3	Doornpoort 506 ...	1	" "	—	—	—	—			
	4	Pankop 505 ...	1	Dutch Reformed Church ...	—	—	—	—			
	5	Walmansthal ...	6	Berlin Mission ...	—	—	—	—			
	6	Schilpadfontein ...	3	" "	—	—	—	—			
	7	" "	3	Bapedi Lutheran ...	—	—	—	—			
	8	Hebron ...	3	German Lutheran ...	—	—	—	—			
	9	Jericho ...	4	" "	—	—	—	—			
	10	Mathibestad ...	1	" "	—	—	—	—			
	11	Makapanstad ...	2	" "	—	—	—	—			
	12	Syferfontein 310 ...	2	" "	—	—	—	—			
	13	Rooistad ...	1	" "	—	—	—	—			
	14	Mathibestad ...	1	" "	—	—	—	—			
	15	Mamagalies Kraal 413 ...	1	" "	—	—	—	—			
	16	Boschplaats 507 ...	1	Wesleyan Mission ...	—	—	—	—			
	17	Makapanstad ...	1	" "	—	—	—	—			
			34		1589	1589					

Figures unobtainable.

Reading, Writing,
Sesuto, English,
Class Singing and Theology.

Society Funds and School fees.

Appendix No 8.—EDUCATION (continued.)

DISTRICT.	No.	School.	Teachers.	Mission.	Pupils.		Average Attendance.		Subjects of Instruction.	Local Contributions in Fees or otherwise.	Buildings.	Remarks.
					Girls.	Boys.	Girls.	Boys.				
CENTRAL (con.)												
Heidelberg ...	1		3	Berlin Lutheran Mission ...	81	111	81	111	Religion, Reading, Writing, and English, and Native Languages.	6d. Monthly 1/- Monthly	Brick "	
	2	4	4	" " "	111	80	109	78				
			7		192	191	190	189				
Witwatersrand	1	Dwarsvlei, Zeekoehoek, Doornkloof, Randfontein	4 Natives	Wesleyan Methodist ...	95	52	70	36	English, Reading, Writing, Spelling, Arithmetic, Singing, Sewing, Gardening.	£32 10s. per quarter by School fees.		
	2	Krugersdorp ...	1 Native	Church of England ...	8	4	—	—	English, Arithmetic, Sechuana, Writing, Geography, Catechism.	1/- per Month.		
	3	Krugersdorp ...	1 Native	Congregational ...	18	13			English, Dutch, Writing, Geography, Grammar, Arithmetic.	6d. and 1s. per month.		
	4	Klipspruit Location ...	1 Native	African Methodist Episcopal Church	22	10	20	8	Reading, Spelling, Arithmetic, Grammar, Geography.	From 6d. to 3s. per month.		
	5	Vlakfontein ...	1 Native	Church of England ...	21		15		Similar to those given in the Schools aided by Government.	1s. per month.		
	6	Klipriviersoog ...	"	" " ...	25		17			"		
	7	Uitval ...	"	" " ...	28		20			"		
	8	Johannesburg ...	"	" " ...	20		14			"		
	9	Venterspost ...	"	" " ...	9		6			"		

CENTRAL. (con.)		10	Germiston	1 Native	Wesleyan	13	10	10	7	Reading, Writing, Arithmetic, Cape Geography, Grammar, Spelling, Sewing, Knitting.	1s. per month.	—	
		11	Johannesburg	2	American Zulu Mission ...	40				Reading, Writing, Arithmetic, Native Languages.	2s. per month.	—	
		12	"	2	" " " ...	25				"	"	—	
		13	Germiston	1	" " " ...	12			80	"	"	—	
		14	Johannesburg	1	Church of Sweden	25				Reading, Writing, Bible History, Catechism, English.	1s. per month.	—	
		15	Robinson Location ...	1	Wesleyan	7	3	3	3	English and Xosa.	1s. per month.	—	
				20		460			309				
		52		76	Total ...	3102			2832				
SOUTH EASTERN— Wakkerstroom		1	3	3	—	40	70	40	70	Reading, Writing, Arithmetic.	—	3 Wood and Iron.	1 Catholic, 1 Wesleyan, 1 Presbyterian.
Piet Retief Carolina ...		2	2	2	Church of England	24	17	12	9	Religion, Reading, Writing, Arithmetic, Singing, Manual work.	—	1. School at pre- sent in church, 2. School building.	The second school is situated on Prospect farm, and only has a few children, and is superintended by European minister. Under supervision of Native Mukone of Pretoria.
		3	1	Natives "Ncube," "Tom," "Jane"	African Methodist Episcopal Church	3	34	3	25	Arithmetic, Zulu, English, Reading, Writing, Music and Religion.	Each pupil 2s. per head per month and collections.	1	
		4	1	Native "Polomon"	Wesleyan	—	7	—	5	Zulu, Reading, Writing, Religion.	1s. per head per pupil per month.	1	
			7	9		27	58	15	39			7	

Appendix No. 8.—EDUCATION (continued.)

DISTRICT.	No.	School.	Teachers.	Mission.	Pupils.		Average Attendance.		Subjects of Instruction.	Local Contributions in fees or otherwise.	Buildings.	Remarks.
					Girls.	Boys.	Girls.	Boys.				
SOUTH EASTERN (con.) Ermelo ... Standerton	1	Dutch Reformed Native School	1 Native	Dutch Reformed or Gereformeerd	14	13	12	10	Sesuto, Reading, Writing, Arithmetic, Singing.	1s. 6d. per child per month.	Mission Church building.	This school was opened in the beginning of February, 1906.
	2	Wesleyan Methodist Native School	"	Wesleyan Methodist ...	23	17	20	14	Zulu, Reading, Writing, Arithmetic, Singing.	"	Wesleyan Native Church Building.	
			2		37	30	32	24			2	
		9	11		104	158	87	133				

Appendix No. 9.
MISSION STATIONS.

DISTRICT.	LOCALITY.	DENOMINATION.	MINISTER IN CHARGE.	AREA OF STATION.		NATIVE RESIDENTS.				REMARKS.
				Morgen.	Acres.	Men.	Women.	Children.	Total.	
NORTHERN— Pietersburg	Matala ...	Lutheran ...	Rev. O. Krause ...	—	—	159	147	300	606	
	Moletzies ...	" ...	Rev. C. Jonas ...	—	—	168	151	297	616	
	" ...	Anglican ...	Rev. Father Fuller ...	—	—	65	55	130	250	
	Roodewal ...	Lutheran ...	Rev. C. Endemann ...	—	—	312	287	480	1,079	
	Pietersburg, including Roodepoort	" ...	Rev. O. Krause ...	—	—	142	127	271	540	
	Mpahlela and Good Hope	Wesleyan ...	Rev. G. Rolland ...	—	—	567	517	920	2,004	
	Marabastadt and Molepo	Dutch Reformed ...	Rev. H. J. Hofmeyer ...	—	—	272	266	501	1,039	
	Mashashane ...	Lutheran ...	Native C. Madiga ...	—	—	76	65	127	268	
	Cyferkuil or Klein Ligale	Presbyterian ...	Rev. W. Mpamba ...	—	—	130	120	280	530	
				—	—	1,735	1,891	3,306	6,932	
Spelonken...	Elim (out-stations)	Presbyterian ...	Rev. A. Eberhardt ...	2,017	—	106	85	132	323	
	Ephrata ...	" ...	" ...	—	—	19	19	40	78	
	Emmaus ...	" ...	" ...	—	—	26	21	28	75	
	Hofrin ...	" ...	" ...	—	—	18	19	10	47	
	Bethel ...	" ...	" ...	—	—	20	3	18	41	
	Ndjikandjika ...	" ...	" ...	—	—	21	25	25	71	
	Valdezia ...	" ...	Rev. T. Rosset ...	100	—	118	87	150	355	
	Houtonen ...	" ...	Native Abraham ...	25	—	10	6	20	36	
	Mhinga ...	" ...	Hlaisi ...	30	—	12	7	25	44	
	Gertrudsberg ...	Lutheran ...	O. Klatt ...	1,000	—	41	30	25	96	
	Senthemule ...	" ...	" ...	—	—	11	10	9	30	
	Tshevodra ...	" ...	" ...	—	—	7	7	6	20	
				3,172	—	409	319	488	1,216	
				2,300	—	288	410	664	1,362	
Groot Spelonken ...	Modjadji ...	Berlin Mission, Lutheran ...	Rev. F. L. Reuter ...	—	—	89	89	11	189	
Sibasa ...	Shewass ...	Lutheran ...	Rev. C. Schwellnus ...	—	—	25	29	11	65	
	Georgenholtz ...	" ...	Rev. C. Sonntag ...	3,000	—	80	83	160	323	
	Tsha Koma...	" ...	Rev. D. A. McDonald ...	—	—	40	37	38	115	
	Bufuli ...	United Free Church of Scotland	Rev. P. Rosset ...	—	—	22	19	45	86	
	Mhinga ...	Swiss Mission ...		3,000	—	256	257	265	778	

Appendix No. 9.—MISSION STATIONS (continued).

DISTRICT.	LOCALITY.	DENOMINATION.	MINISTER IN CHARGE.	AREA OF STATION.		NATIVE RESIDENTS.				REMARKS.
				Morgen.	Acres.	Men.	Women.	Children.	Total.	
NORTHERN (con.)— Blaauwberg ...	Leipzig ... Kranspoort ...	Lutheran ...	Rev. R. Franz ...	2,700	—	75	60	106	241	
		Dutch Reformed Church ...	Rev. W. Daniel ...	3,000	—	150	164	194	508	
				5,700	—	225	224	300	749	
	Haenertsburg ... Mphome ...	Free Church of Switzerland ...	{ Rev. L. P. Vantier Rev. H. A. Junod }	400	—	35	25	53	113	
				3,951	—	194	216	249	659	
		Lutheran Berlin Mission ...	Rev. C. Hoffmann ...	4,351	—	229	241	302	772	
			Total ...	18,523		11,809	5,325	3,186	3,298	
NORTH-WESTERN— Warm Baths ...	Olverton ...	Wesleyan ...	Rev. G. H. Roberts ...	1,500	—	35	32	75	142	
	Noodshulp ...	"	"	—	—	6	12	20	38	
	Moime ...	"	"	—	—	30	64	96	190	
	Kollersfontein ...	"	"	—	—	20	48	70	138	
	Doordraai ...	"	"	—	—	35	62	100	197	
	Zwartkloof ...	"	"	—	—	10	25	32	67	
	Slypsteenkop ...	"	"	—	—	15	22	35	72	
	Rhenosterhoek ...	"	"	—	—	5	6	15	26	
	De Kuil ...	"	"	—	—	8	14	20	42	
	Groenkop ...	"	"	—	—	10	24	27	61	
	Weltevreden ...	"	"	—	—	4	6	15	25	
	Blokdrift ...	"	"	—	—	5	11	20	36	
	Rietgat ...	"	"	—	—	9	23	40	72	
	Vangheining ...	"	"	—	—	10	30	50	90	
	Lockness ...	"	"	—	—	10	32	50	92	
	Rietspruit ...	"	"	—	—	4	7	20	31	
	Roodekuil ...	"	"	—	—	7	15	35	57	
	Cyferfontein ...	"	"	—	—	10	22	35	67	
	Khopaskraal ...	"	"	—	—	10	30	50	90	
	Vaalboschfontein ...	"	"	—	—	10	21	25	56	
	Boschpoort ...	"	"	—	—	15	40	50	105	
	Langkuil ...	"	"	—	—	7	13	35	55	
	Rhenosterhoekspruit	Dutch Reformed ...	Rev. J. Murray ...	—	—	250	370	400	1,020	
	"	African Methodist Episcopal	J. R. Phala ...	—	—	24	30	19	73	
	Zandbult ...	"	"	—	—	9	21	17	47	
	Moime ...	"	"	—	—	50	130	210	390	

		Cyferkuil ...	African Methodist Episcopal ...	J. R. Phala ...	—	—	17	14	52	83	
		Langkuil ...	" " ...	" " ...	—	—	30	31	66	127	
		Noodshulp ...	" " ...	" " ...	—	—	41	103	124	268	
		Cyferkuil ...	" " ...	" " ...	—	—	6	7	19	32	
		Leeuwdoorns ...	African Mission Church ...	Isaac Maluse ...	—	—	21	24	25	70	
		Elsie's Kraal ...	African Mission Church ...	Isaac Maluse ...	—	—	9	8	6	23	
		Maroelaskop ...	" " ...	" " ...	—	—	11	12	13	36	
		Zandfontein ...	Bapedi Lutheran ...	Johannes Malingoane ...	—	—	10	24	32	66	
							753	1,333	1,898	3,984	
Nylstroom ...	Middelfontein Mission Station	Berlin Lutheran ...	Rev. R. Jensen ...	16,571	34,983	222	229	348	799		Five adjoining farms. Adherents of the Ethiopian, Dutch, Wesleyan. Churches hold daily services, but have no resident minister and are seldom visited by one.
Potgietersrust ...	Potgietersrust ...	Berlin Mission Society, Lutheran Denomination	Rev. J. Neitz ...	2	$\frac{1}{45}$	42	40	82	164		Large new church recently erected. Natives plough on town lands and partly in Valtein Makapan's Location.
	"	Church of England ...	Rev. Father Fuller ...	—	—	18	10	12	40		New brick church on 50 x 50 stand, Town Location.
	Groothoek ...	Berlin Mission Society, Lutheran Denomination	Rev. J. Neitz ...	—	—	27	16	12	55		Sekopotyana Maraba's Location.
	Driefontein...	" " ...	" " ...	—	—	71	69	100	240		Ntata Kekana's Kraal.
	Volspruit ...	" " ...	" " ...	—	—	9	9	6	24		Piet Makop's Kraal in Zebediela's Location.
	Moghatle-Zebediela's Location	" " ...	" " ...	—	—	55	34	76	165		Adjoining Chief Bakeberg Masibi's Location.
	Malokong ...	Dutch Reformed ...	Rev. H. J. Kranert ...	1,000	2,100	75	98	159	332		Mr. Hofmeyer resides in Zoutpansberg.
	Makapansgat ...	" " ...	Rev. H. Hofmeyer ...	—	—	Figures not obtainable					Mr. Rolland resides in Zoutpansberg.
	Roodeslout ...	" " ...	" " ...	—	—						
	Moletlane ...	Wesleyan ...	Rev. G. Rolland ...	—	—						
						297	276	447	1,020		
			Total ...			1,272	1,838	2,693	5,803		
WESTERN—Rustenburg ...	Berseba (502) ...	Lutheran ...	Rev. H. Schepmann ...	5,052	10,660	—	—	—	—		These stations are within the boundaries of farms the private property of natives, areas of stations are unknown; application has been made to the respective missionaries, who are unable to supply the information required.
	Kroondal (117) ...	" " ...	Rev. H. Muller ...	3,889	8,206	—	—	—	—		
	Losperfontein (119) ...	" " ...	Rev. W. Behrens ...	—	—	—	—	—	—		
	Bierfontein (432) ...	" " ...	Rev. J. C. E. Penzhorn...	—	—	—	—	—	—		
	Hartebeestfontein (517) ...	" " ...	Rev. Fuls ...	—	—	—	—	—	—		
	Rankunyanaskraal (333) ...	" " ...	Rev. P. H. Wenhold ...	—	—	—	—	—	—		
	Rietfontein (402) ...	" " ...	Rev. C. Hansen ...	—	—	—	—	—	—		Resident in recognised Native Locations whose populations are shewn in Table "B."
	Boschfontein (281)...	" " ...	Rev. F. P. Jordt...	—	—	—	—	—	—		
	Vleeschfontein ...	Roman Catholic ...	Rev. Father Noel ...	—	8,164	88	102	219	409		
	Linokana ...	Lutheran ...	Rev. F. Jansen ...	—	—	—	—	—	—		
	Maanwane ...	" " ...	Rev. H. Lange ...	—	—	—	—	—	—		
	Pella ...	" " ...	Rev. C. Schindler ...	—	—	—	—	—	—		
	Melorange ...	" " ...	Rev. Zwietring ...	—	—	—	—	—	—		
				—	—	88	102	219	409		

Appendix No. 9.—MISSION STATIONS (continued).

DISTRICT.	LOCALITY.	DENOMINATION.	MINISTER IN CHARGE.	AREA OF STATION.		NATIVE RESIDENTS.				REMARKS.
				Morgen.	Acres.	Men.	Women.	Children.	Total.	
WESTERN (continued) Pilansberg ...	Saulspoort	Dutch Reformed	Rev. H. L. Gonin	642	1,376	—	—	—	—	The population varies, as it is a portion of the Saulspoort Location.
	Grootfontein	Lutheran	Rev. C. Peters	464	994	—	—	—	—	
	Grootwagendrift	"	Rev. C. Holdt	Nil.	—	—	—	—	—	
Potchefstroom ...	Uitkyk, near Ventersdorp	Wesleyan	Rev. E. Carter	5,507	—	105	59	180	344	The Church of England has 20 churches on different private farms with 1,500 "full members." The Berlin Mission Society has 3 churches on private farms with 908 "full members." The Wesleyans also have a number of churches, but none of these Missions have a proper Mission Station with the exception of the one named Uitkyk, as the Missionaries only work on Locations and private farms. The African Methodist Episcopal Church have one Stand 100 x 100 on Klerksdorp Location, with a membership of 145 people. The African Mission Society, which is practically the same as the African Methodist Episcopal Church, has a Stand 49 ft. x 48 ft. on Klerksdorp Location, with a membership of 420.
Lichtenburg ...	Putfontein	Hanoverian Evangelical Lutheran Free Church	Rev. J. Schnell	2,188	—	106	137	229	472	
	Holgat	Lutheran, Hermansberg	Rev. W. H. Schulenberg	3,950	—	75	87	168	330	
	Polfontein	Lutheran, German	Rev. E. C. Muller	3	1	75	112	134	321	
	Rooijantjesfontein ...	Lutheran	Rev. H. W. Schulenberg and R. Tonning	74	27	160	251	496	907	
						416	587	1,027	2,030	
Wolmaransstad ...	—	—	—	—	—	—	—	—	—	
			Total			609	748	1,426	2,783	
CENTRAL— Pretoria	Koedoespoort	Wesleyan	Rev. F. J. Briscoe	900	—	37	40	114	191	Kilnerton Mission Station. Only one erf occupied by Mission Station.
	Pretoria	Swiss Mission	Rev. E. Creux	—	—	—	—	—	—	
	Polonia, near Sjam-bokstad	Hermansberg Mission (Lutheran)	Rev. C. Grotherr	17	—	40	42	149	231	
	Edendale	Berlin Mission	Rev. H. Schloemann	2	137	—	—	—	—	
	Schoolplaats, Pretoria	Berlin Lutheran Mission	Rev. K. Sack	23	25	214	184	310	708	
				—	—	291	266	573	1,130	

Appendix No. 9.—MISSION STATIONS (continued).

DISTRICT.	LOCALITY.	DENOMINATION.	MINISTER IN CHARGE.	AREA OF STATION.		NATIVE RESIDENTS.				REMARKS.	
				Morgen.	Acres.	Men.	Women.	Children.	Total.		
EASTERN (<i>continued</i>) Pokwani	Gelachshope	Berlin Mission	A. Sander	58	—	49	60	100	209	Has no property on this Location.	
	Arkona (Magalie's Location)	„	W. Taurat	—	—	—	—	—	—		
	Lobethal	„	C. Kadach	5,710	—	270	311	512	1,093	Has no native residents.	
	Mooifontein	Wesleyan	G. C. Moseley	—	20	—	—	—	—		
				—	—	319	371	612	1,302		
Middelburg	Botsabelo	Berlin Mission Society	Rev. Eiselen	7,500	—	325	250	480	1,055		
			Total	—	—	828	659	1,228	2,715		
SOUTH-EASTERN— Wakkerstroom Piet Retief Carolina Ermelo Standerton	Volksrust	Wesleyan	Rev. Wynne	$\frac{1}{2}$	—	Do not reside on ground.				There are no farms set apart as or used as Mission Stations. Local Preachers go round preaching at kraals, and there are school buildings on private farms where services are held, also churches in the towns.	
	Wakkerstroom	Dutch Reformed Church	Rev. Daniel	1	—	do. do.					
	Endhlozana	Anglican	Rev. W. M. Mercer	330	—	19	25	60	104		
	Wittenberg	German Lutheran	Rev. H. Johannes	235	—	3	—	—	3		
	Zendlingspost	„	Rev. Wagner	2,207	—	47	56	132	235		
	Goedehoop	„	Rev. H. Prigge	4,250	—	23	30	111	164	The latter is a native teacher, and any reliable information has not as yet been forthcoming.	
	Mahamba	Wesleyan	Robert Mashaba	1,049	—	—	—	—	—		
				8,072 $\frac{1}{2}$	—	92	111	303	506		
	Komatie or Amsterdam Farm	Church of England	Rev. W. A. Challis	—	6,450	34	41	33	108		
	Prospect	„	Native in Charge	—	—	17	25	15	57		
	Waterval Boven	African Methodist Episcopal Church	Natives Ncubu and Mukone	Temporarily on C.S.A. R. land		—	1	3	4	This is only a small Station. The men on this Station are away at work. do.	
	„	Wesleyan	Rev. Robinson	do.		1	1	3	5		
						52	68	54	174		
	Ermelo	Ermelo	Lutheran	J. Walter	2	4	250	200	425	875	The majority of these natives live on outside farms, but attend their respective mission stations, which are situated on the town lands of Ermelo, at intervals.
		„	Wesleyan	J. H. Parker	2	4	300	225	500	1,025	
					550	425	925	1,900			
			—	Nil.	—	—	—	—			
			Total	694	604	1,282	2,580		
			GRAND TOTAL	7,098	7,434	13,026	27,558		

SUMMARY:	Lutheran	61	Dutch Reformed	8	Anglican	2
	Wesleyan	46	African Methodist Episcopal	8	Roman Catholic	1
	Church of England	11	Swiss Mission	3		
	Presbyterian	11	African Mission	3		154

Appendix No. 10.

REGISTERED FIREARMS IN POSSESSION OF CHIEFS AND HEADMEN.

DIVISION.	Lee-Enfield Rifle.	Lee-Metford Rifles and Carbines.	Martini-Henri Rifles and Carbines.	Mauers.	Mausers Sporting Rifle.	Martini-Henri Sporting Rifle.	Wesley-Richards Rifle.	Muzzle Loaders.	Sniders.	Paradox.	Winchester Repeater.	Shot Guns, D.B.	Fowling Pieces.	Revolvers.	TOTAL.
Northern ...	—	20	164	1	—	8	11	10	3	2	2	8	1	3	233
North-Western ...	—	2	6	—	—	1	5	—	—	—	—	6	—	—	20
Western ...	1	—	15	1	—	1	—	5	—	—	—	50	2	—	75
Central ...	—	1	—	—	—	—	—	—	—	—	—	6	—	2	9
Eastern ...	—	—	4	—	2	1	1	—	—	—	—	8	—	—	16
South-Eastern ...	—	—	—	—	—	—	2	—	—	—	—	1	—	—	3
TOTAL ...	1	23	189	2	2	11	19	15	3	2	2	79	3	5	356

Appendix No. 11.

PASSES—1905-6.

DIVISION.	DISTRICT.	Travelling within District.	Travelling beyond District.
NORTHERN	Pietersburg ...	1,991	11,653
	Spelonken, Klein	983	7,416
	„ Groot	263	1,804
	Haenertsburg ...	442	3,076
	Sibasa ...	115	3,404
	Blaauwberg ...	32	1,467
		3,826	28,820
NORTH-WESTERN	Warmbaths ...	226	2,891
	Nylstroom ...	7,500	3,018
	Potgietersrust ...	412	4,096
		8,178	10,005
WESTERN	Rustenburg ...	2,216	3,260
	Zeerust ...	100	2,741
	Pilansberg ...	1,241	4,833
	Potchefstroom ...	1,890	7,460
	Lichtenburg ...	367	1,555
	Wolmaransstad ...	1,535	2,287
		7,349	22,136
CENTRAL	Pretoria ...	11,507	25,905
	Haman's Kraal ...	5,164	2,441
	Heidelberg ...	Pass Office.	—
	Witwatersrand ...	160	223
		16,831	28,569
EASTERN	Sekukuniland ...	1,405	6,592
	Pilgrims Rest ...	2,419	3,796
	Barberton ...	5,238	8,953
	Pokwani ...	3,115	2,939
	Middelburg ...	2,210	4,739
		14,387	27,019
SOUTH-EASTERN	Wakkerstroom ...	1,921	7,724
	Piet Retief ...	2,512	3,516
	Carolina ...	280	1,904
	Ermelo ...	1,294	2,538
	Standerton ...	970	6,474
		6,977	22,156
GRAND TOTAL		57,548	138,705

Appendix No. 12.
STOCK (AS ESTIMATED BY DISTRICT OFFICIALS).

DIVISION.	DISTRICT.	Horses.	Mules.	Doukeys.	Cattle.	Sheep.	Goats.	Pigs.	REMARKS.
NORTHERN	Pietersburg... ..	60	30	2,000	15,000	30,000	50,000	8,000	
	Spelonken, Klein	10	14	275	2,000	15,000	28,000	800	
	„ Groot	3	30	120	6,000	12,000	25,000	1,000	
	Haenertsburg	12	7	40	2,167	7,474	36,111	2,650	
	Sibasa	12	26	107	3,520	40,535	127,220	665	
	Blaauwberg	2	—	60	6,400	12,000	25,000	1,600	
		99	107	2,602	35,087	117,009	289,331	14,715	
NORTH-WESTERN	Warmbaths	5	—	425	10,100	13,090	19,620	3,140	
	Nylstroom	4	8	72	8,212	3,644	7,324	1,402	
	Potgieter	18	42	480	4,000	12,000	45,000	6,500	
		27	50	977	22,312	28,734	71,944	11,042	
WESTERN	Rustenburg... ..	38	74	642	6,630	7,504	12,813	4,072	
	Zeerust	32	6	250	13,879	8,059	14,657	627	
	Pilansberg	65	56	206	14,500	15,750	15,000	2,500	
	Potchefstroom	203	130	305	2,750	3,569	6,447	5,011	
	Lichtenburg	139	5	80	4,124	6,558	12,261	1,818	
	Wolmaransstad	121	11	22	1,813	3,739	10,437	534	
		598	282	1,505	43,696	45,179	71,615	14,562	
CENTRAL	Pretoria	215	46	850	12,350	21,980	20,850	4,595	
	Haman's Kraal	40	31	927	9,354	20,525	28,515	3,455	
	Heidelberg	230	35	25	4,750	1,700	15,000	3,000	
	Witwatersrand	14	16	104	1,297	252	3,896	1,532	
		499	128	1,906	27,751	44,457	68,261	12,582	
EASTERN	Sekukuni	18	22	480	17,825	10,820	69,720	7,250	
	Pilgrims Rest	25	8	350	1,305	2,000	40,000	4,654	
	Barberton	19	10	49	4,261	1,934	12,935	2,417	
	Pokwani	11	—	120	2,175	6,600	24,850	1,120	
	Middelburg... ..	15	150	300	2,000	3,000	4,000	1,000	
		88	190	1,299	27,566	24,354	151,505	16,441	
SOUTH-EASTERN	Wakkerstroom	1,005	—	—	3,804	250	26,193	1,841	Cattle dying daily from Tick Fever.
	Piet Retief	30	—	16	4,348	4,000	23,000	8,000	
	Carolina	67	3	9	2,948	450	11,621	1,409	
	Ermelo	545	4	—	4,929	1,632	23,571	5,233	
	Standerton	544	—	—	691	742	10,244	2,983	
		2,191	7	25	16,720	7,074	94,629	19,466	
	GRAND TOTAL ...	3,502	764	8,314	173,132	266,807	747,285	88,808	

Appendix No. 13.

RETURN OF CRIMINAL CASES ADJUDICATED 1905-6.

CRIME OR OFFENCE.	NORTHERN DIVISION.				NORTH-WESTERN DIVISION.				WESTERN DIVISION.				CENTRAL DIVISION.				EASTERN DIVISION.				SOUTH-EASTERN DIVISION.				SUMMARY.			
	Charges.	Convictions.	Acquittals.	Otherwise Disposed of.	Charges.	Convictions.	Acquittals.	Otherwise Disposed of.	Charges.	Convictions.	Acquittals.	Otherwise Disposed of.	Charges.	Convictions.	Acquittals.	Otherwise Disposed of.	Charges.	Convictions.	Acquittals.	Otherwise Disposed of.	Charges.	Convictions.	Acquittals.	Otherwise Disposed of.	Charges.	Convictions.	Acquittals.	Otherwise Disposed of.
AGAINST THE PERSON—																												
Assault—Common	85	73	11	1	12	9	3	—	183	113	39	31	19	13	6	—	19	17	1	1	111	86	25	—	429	311	85	33
—Indecent	—	—	—	—	—	—	—	—	4	2	—	2	—	—	—	—	—	—	—	—	1	1	—	—	5	3	—	2
With intent to do Grievous Bodily Harm ...	—	—	—	—	—	—	—	—	6	6	—	—	—	—	—	—	—	—	—	—	4	3	1	—	10	9	1	—
Attempted Murder	—	—	—	—	—	—	—	—	—	—	—	—	—	—	—	—	—	—	—	—	8	—	4	4	8	—	4	4
Suicide	—	—	—	—	—	—	—	—	—	—	—	—	—	—	—	—	—	—	—	—	—	—	—	—	—	—	—	—
Rape	—	—	—	—	—	—	—	—	2	—	—	2	—	—	—	—	—	—	—	—	2	2	—	—	4	2	—	2
Robbery with Violence	—	—	—	—	—	—	—	—	12	8	3	1	—	—	—	—	—	—	—	—	—	—	—	—	12	8	3	1
Totals	85	73	11	1	12	9	3	—	207	129	42	36	19	13	6	—	19	17	1	1	126	92	30	4	468	333	93	42
AGAINST PROPERTY—																												
Arson	—	—	—	—	—	—	—	—	1	1	—	—	—	—	—	—	—	—	—	—	—	—	—	—	1	1	—	—
Cattle Stealing and Stabbing	—	—	—	—	—	—	—	—	24	16	7	1	—	—	—	—	—	—	—	—	31	20	7	4	55	36	14	5
Embezzlement, Fraud and Falsity	2	2	—	—	—	—	—	—	5	5	—	—	—	—	—	—	—	—	—	—	1	—	1	—	8	7	1	—
Housebreaking and Trespassing	—	—	—	—	—	—	—	—	20	15	4	1	—	—	—	—	—	—	—	—	7	2	2	3	27	17	6	4
Malicious Injury to Property	2	2	—	—	—	—	—	—	5	1	2	2	—	—	—	—	—	—	—	—	2	1	1	—	9	4	3	2
Obtaining Goods or Money under False Pretences	—	—	—	—	—	—	—	—	5	3	2	—	—	—	—	—	—	—	—	—	3	1	2	—	8	4	4	—
Receiving Stolen Property	—	—	—	—	—	—	—	—	3	—	2	1	—	—	—	—	—	—	—	—	13	10	3	—	16	10	5	1
Theft	6	5	1	—	2	—	2	—	161	135	17	9	2	1	1	—	3	3	—	—	100	88	12	—	274	232	33	9
Totals	10	9	1	—	2	—	2	—	224	176	34	14	2	1	1	—	3	3	—	—	157	122	28	7	398	311	66	21
AGAINST GOOD ORDER—																												
Breach of the Peace	17	17	—	—	—	—	—	—	4	4	—	—	55	44	11	—	—	—	—	—	26	24	2	—	102	89	13	—
Cruelty to Animals	—	—	—	—	—	—	—	—	9	5	2	2	—	—	—	—	—	—	—	—	2	1	—	1	11	6	2	3
Drunkenness	1	—	1	—	—	—	—	—	112	107	3	2	1	1	—	—	—	—	—	—	26	22	4	—	140	130	8	2
Faction Fighting	5	5	—	—	—	—	—	—	5	2	3	—	—	—	—	—	—	—	—	—	—	—	—	—	10	7	3	—
Gambling	—	—	—	—	—	—	—	—	1	—	—	1	—	—	—	—	—	—	—	—	17	17	—	—	18	17	—	1
Indecency	—	—	—	—	—	—	—	—	—	—	—	—	—	—	—	—	—	—	—	—	1	—	1	—	1	—	1	—
Vagrancy	—	—	—	—	—	—	—	—	—	—	—	—	—	—	—	—	—	—	—	—	10	10	—	—	10	10	—	—
Totals	23	22	1	—	—	—	—	—	131	118	8	5	56	45	11	—	—	—	—	—	82	74	7	1	292	259	27	6
OTHER OFFENCES—																												
Contempt of Court	9	9	—	—	—	—	—	—	—	—	—	—	—	—	—	—	—	—	—	—	1	1	—	—	10	10	—	—
Perjury	—	—	—	—	—	—	—	—	—	—	—	—	—	—	—	—	—	—	—	—	3	—	2	1	3	—	2	1
Totals	9	9	—	—	—	—	—	—	—	—	—	—	—	—	—	—	—	—	—	—	4	1	2	1	13	10	2	1
CONTRAVENTIONS OF THE FOLLOWING LAWS, ACTS, AND REGULATIONS—																												
Firearms Law	—	—	—	—	—	—	—	—	5	5	—	—	—	—	—	—	—	—	—	—	1	1	—	—	6	6	—	—
Game Law	17	12	5	—	—	—	—	—	33	32	1	—	2	2	—	—	1	1	—	—	6	6	—	—	59	53	6	—
Grass Burning Law	—	—	—	—	—	—	—	—	2	1	1	—	—	—	—	—	—	—	—	—	4	1	3	—	6	2	4	—
Tax Regulations	1867	1628	213	26	262	250	11	1	456	391	51	14	139	116	21	2	215	208	7	—	96	77	13	6	3035	2670	316	49
Labour Agents' Regulations	—	—	—	—	—	—	—	—	—	—	—	—	—	—	—	—	—	—	—	—	1	1	—	—	1	1	—	—
Liquor Laws	—	—	—	—	—	—	—	—	102	73	24	5	2	2	—	—	—	—	—	—	37	36	—	1	141	111	24	6
Masters' and Servants' Act	30	26	4	—	26	21	4	1	244	213	8	23	34	21	13	—	3	3	—	—	173	155	18	—	510	439	47	24
Pass Regulations	74	69	4	1	14	13	1	—	933	843	50	40	66	62	4	—	13	13	—	—	295	266	26	3	1395	1266	85	44
Cattle Diseases Law	66	63	3	—	—	—	—	—	32	26	6	—	4	4	—	—	4	4	—	—	8	7	—	1	114	104	9	1
Sundry other Offences	289	268	14	7	40	39	1	—	296	271	11	14	11	9	2	—	94	94	—	—	280	275	5	—	1010	956	33	21
Totals	2343	2066	243	34	342	323	17	2	2103	1855	152	96	258	216	40	2	330	323	7	—	901	825	65	11	6277	5608	524	145
SUMMARY—																												
Total number of :—																												
Crimes against the Person	85	73	11	1	12	9	3	—	207	129	42	36	19	13	6	—	19	17	1	1	126	92	30	4	468	333	93	42
Crimes against Property	10	9	1	—	2	—	2	—	224	176	34	14	2	1	1	—	3	3	—	—	157	122	28	7	398	311	66	21
Offences against Good Order	23	22	1	—	—	—	—	—	131	118	8	5	56	45	11	—	—	—	—	—	82	74	7	1	292	259	27	6
Other Offences	9	9	—	—	—	—	—	—	—	—	—	—	—	—	—	—	—	—	—	—	4	1	2	1	13	10	2	1
Contraventions of Laws, Acts, and Regulations	2343	2066	243	34	342	323	17	2	2103	1855	152	96	258	216	40	2	330	323	7	—	901	825	65	11	6277	5608	524	145
GRAND TOTALS	2470	2179	256	35	356	332	22	2	2665	2278	236	151	335	275	58	2	352	343	8	1	1270	1114	132	24	7448	6521	712	215

Appendix No. 14.

CIVIL CASES ADJUDICATED 1905-6.

DIVISION.	DISTRICT.	No. OF CASES.	
NORTHERN ...	Pietersburg ...	32	
	Spelonken, Klein	33	
	„ Groot...	2	
	Haenertsburg ...	4	
	Sibasa ...	20	
	Blaauwberg ...	9	
		100	
NORTH-WESTERN...	Warmbaths ...	15	Numerous cases amicably settled out of Court.
	Nylstroom ...	—	Settled by arbitration.
	Potgietersrust ...	14	Large number settled by arbitration.
		29	
WESTERN ...	Rustenberg ...	15	
	Zeerust ...	11	
	Pilansberg ...	7	
	Potchefstroom ...	78	
	Lichtenburg ...	—	
	Wolmaransstad ...	—	
		111	
CENTRAL ...	Pretoria ...	11	
	Haman's Kraal ...	17	
	Heidelberg ...	94	
	Witwatersrand ...	—	Large number amicably settled out of Court.
		122	
EASTERN ...	Sekukuniland ...	29	Numerous petty disputes settled by arbitration.
	Pilgrims Rest ...	21	
	Barberton ...	180	
	Pokwani ...	10	
	Middelburg ...	1	
		241	
SOUTH-EASTERN...	Wakkerstroom ...	168	And petty disputes.
	Piet Retief ...	—	Settled by arbitration.
	Carolina ...	16	
	Ermelo ...	—	Innumerable disputes settled amicably.
	Standerton ...	—	
		184	
	Grand Total ...	787	

Appendix No. 15.

NATIVE AFFAIRS DEPARTMENT.—EXPENDITURE 1905-6.

SERVICE.	Original Estimates.	Supplementary Estimates.	Total.	Expenditure.	Surplus or Deficiency.
<i>Salaries, Wages, Allowances:—</i>	£	£	£	£ s. d.	£ s. d.
Administrative Branch ...	8,610	106	8,716	8,657 1 10	+ 58 18 2
Deposit and Remittance Agency ...	1,966	—	1,966	1,926 0 2	+ 39 19 10
Native Commissioner's Branch ...	36,883	2,622	39,505	39,424 1 10	+ 80 18 2
Mine Labour Inspection and Pass Branch ...	35,500	—	35,500	34,055 17 5	+ 1,444 2 7
Finger Impression Record Branch...	2,478	50	2,528	2,436 17 7	+ 91 2 5
Collection of Native Squatters' Rents ...	—	1,011	1,011	987 17 0	+ 23 3 0
	85,437	3,789	89,226	87,487 15 10	+ 1,738 4 2
Other Charges ...	12,224	3,039	15,263	14,917 18 0	+ 345 2 0
	97,661	6,828	104,489	102,405 13 10	+ 2,083 6 2
Less Savings on Original Estimates deducted from Grant in Supplementary Supply ...	—	2,254	2,254	—	— 2,254 0 0
	£97,661	£4,574	£102,235	£102,405 13 10	— £170 13 10
DEDUCT :—	Original Estimates.	Supplementary Estimates.	Total.	Receipts.	Surplus.
<i>APPROPRIATIONS IN AID :—</i>	£	£	£	£ s. d.	£ s. d.
Inter-Colonial Subsidy for Remittance Agency	600	+ 188	788	798 13 2	+ 10 13 2
Remittance Agency Fees and Interest ...	800	— 74	726	718 6 7	— 7 13 5
Compound Fees...	500	— 300	200	213 11 0	+ 13 11 0
Recoveries on account of Expenditure in previous years	—	+ 43	43	48 19 5	+ 5 19 5
	1,900	— 143	1,757	1,779 10 2	+ 22 10 2
	£95,761	£4,717	100,478	£100,626 3 8	

Appendix No. 16.

REVENUE COLLECTED BY THE NATIVE AFFAIRS DEPARTMENT DURING THE FINANCIAL YEARS 1902-3, 1903-4, 1904-5 AND 1905-6.

SUB-HEAD OF REVENUE.	1902-3.	1903-4.	1904-5.	1905-6.
	£ s. d.	£ s. d.	£ s. d.	£ s. d.
1. Native Tax ...	271,503 0 0	277,197 0 0	407,870 0 0	372,186 0 0
2. Passes and Certificates...	139,705 4 6	190,037 10 0	219,548 10 0	234,746 9 0
3. Dog Tax ...	9,288 12 0	7,313 9 9	12,587 3 0	12,521 1 0
4. Compound Fees ...	1,512 7 6	896 6 6	692 2 6	213 11 0
5. Compound Overseers' and Labour Agents' Licences ...	2,429 5 0	2,889 10 0	3,584 0 0	3,295 0 0
6. Fines, Court Fees, etc....	2,658 13 3	3,629 11 6	7,426 7 2	5,607 16 1
7. Asiatic Location Rents...	75 15 0	—	—	—
8. Sale of Arms ...	598 1 6	222 0 0	—	—
9. Miscellaneous ...	4 5 0	1 2 8	17 18 3	17 4 2
10. Remittance Agency Fees and Interest ...	266 11 6	588 0 0	795 3 0	718 6 7
11. Native Squatters' Rents ...	—	—	—	9,154 0 0
	£428,041 15 3	£482,774 10 5	£652,521 3 11	£628,459 7 10

NOTE.—Only the revenue from Native Tax and from Passes and Certificates is reckoned as Native Revenue in the Treasury Accounts. The revenue collected by the Department from Dog Tax, Compound Overseers' and Native Labour Agents' Licences and Miscellaneous is distributed over sub-heads of general revenue in the Treasury Accounts. Compound Fees and Remittance Agency Fees and Interest were appropriated in aid of the expenditure in 1904-5 and were therefore not paid in to the Treasury as revenue.

Appendix No. 17.—NATIVE AFFAIRS DEPARTMENT—REVENUE.

Source.	Law or Regulation.	Substance of Section.	Estimated Annual Receipts.
1. General Native Tax	Section 2, Ordinance 20 of 1902 ...	A yearly tax of £2 is payable by every adult male native, and a further £2 by those who have more than one wife for each additional wife.	£365,000
2. Passes	Proclamation 37 of 1901, amended by Ordinance 27 of 1903.		
(a) General Passes	Section 8 of Proclamation 18, Admn. 1903.	Any native proceeding for work within his district or going on his own business beyond the district must provide himself with a Travelling Pass, on which a fee of 1s. is charged.	
	Section 16 of Proclamation 18, Admn. 1903.	Duplicates of Travelling Passes which have been lost may be obtained on paying a fee of 1s.	
(b) In Labour Districts	Section 23 of Proclamation 18, Admn. 1903.	Every native engaged by a labour agent and brought to work in a Labour District must, within three days of his arrival, be registered and take out a passport. The sum of 1s. is charged for such registration.	
	Section 29 of Proclamation 18, Admn. 1903.	In Labour Districts a monthly fee of 2s. is payable by the employer on each native whom he employs. This fee is payable by the native if he is a daily labourer or carries on a trade or calling of his own.	£230,000
	Section 34 of Proclamation 18, Admn. 1903.	Duplicates of lost passports are issued on payment of a fee of 1s.	
(c) On Public Diggings (not proclaimed as Labour Districts).	Section 150 of Law 15 of 1899 (Gold Law).	Natives within Public Diggings must take out monthly passes, for which they are charged 1s. This fee will be abolished by the new Gold Law, which does not provide for the issue of such passes.	
3. Native Marriage Licences	Article 14, Law 3 of 1897, amended by Ordinance 39, 1904.	A fee of 5s. is payable by natives who contract a marriage under Law 3 of 1897. This fee is accounted for by affixing the amount in Revenue Stamps to the Marriage Certificate.	—
4. Native Dog Tax	Section 1, Law 3 of 1891	Coloured persons must pay a yearly tax of 10s. for each dog in their possession.	£12,000
5. Licences	Proclamation 38 of 1901 ...		
(a) Compound Overseers	Section 3, Proclamation 38 of 1901 ...	Licences are issued to Compound Overseers for periods not exceeding one year on payment of a fee calculated at the rate of £1 per month.	
(b) Labour Agents	Section 6, Government Notice No. 1195 of 1903.	Licences to recruit natives are issued for periods of not less than three or more than twelve months in any calendar year on payment of a fee at the rate of £15 a year.	£3,000
6. Compound Fees	Section 41, Proclamation 18, Admn. 1903.	Rest-houses are erected by Government, wherever necessary, at Pass Offices in Labour Districts, where natives seeking work may obtain accommodation and food on paying the sum of 1s. per diem.	£200
7. Fines			
(a) Native Commissioners	Section 6, Law 4 of 1885, confirmed by Ordinance 3 of 1902.	May punish by fine up to £10.	
(b) Sub-Native Commissioners ...	First Volksraad Resolution, Articles Nos. 1,488 and 1,489.	May punish by fine up to £5.	
(c) Native Commissioners and Sub-Native Commissioners.	Ordinance 20 of 1902	May punish by fine up to £10.	
	First Volksraad Resolution, Article 688 of 29-6-1898.	May punish by fine up to 10s.	
(d) Native Commissioners and Sub-Native Commissioners appointed Resident Justices of the Peace by Ord. 3 of 1902.	Section 1, Law 7 of 1899 Ordinance 19, 1904.	May punish by fine up to £10. May punish by fine up to £25.	£4,000
			£614,200
8. Crown Lands Rent—Collection from Native Squatters	Executive Council Resolution, No. 136, of 25-1-1905.	All adult natives in occupation of Crown Lands are charged a rental of £1 per annum. Since the 1st of January, 1906, these rents have been collected by the District Officers of this Department by arrangement with the Commissioner of Lands.	£15,000
			£629,200

Appendix No. 18.

NATIVE TAX COLLECTED DURING THE FINANCIAL YEARS 1902-3, 1903-4, 1904-5 AND 1905-6.

DIVISION.	1902-3.	1903-4	1904-5.	1905-6.	TOTAL.
Northern	83,818	99,816	154,708	143,686	482,028
North-Western	24,590	20,960	35,492	31,634	112,676
Western	41,308	40,776	48,162	47,558	177,804
Central	36,882	27,424	42,722	38,918	145,946
Eastern	50,260	63,748	79,574	73,920	267,502
South-Eastern	34,645	24,473	47,212	36,470	142,800
	£271,503	£277,197	£407,870	£372,186	£1,328,756

Appendix No. 19.

NATIVE TAX COLLECTED FOR EACH YEAR 1903, 1904, 1905 AND 1906.

DIVISION.	1903 Tax.	1904 Tax.	1905 Tax.	1906 Tax.	TOTAL.
Northern	141,106	129,446	123,718	87,758	482,028
North-Western	33,190	30,552	29,418	19,516	112,676
Western	47,608	46,116	46,114	37,966	177,804
Central	43,806	42,442	36,590	23,108	145,946
Eastern	*69,378	71,628	71,798	54,698	267,502
South-Eastern	*41,228	38,872	38,036	24,664	142,800
	£376,316	£359,056	£345,674	247,710	£1,328,756

* Shortage accounted for by adjustment with Swaziland Administration.

Appendix No. 20.—NATIVES' COMPENSATION CLAIMS. ORIGINAL SCHEDULES.—1ST JULY, 1905, TO 31ST DECEMBER, 1905.

DIVISION.	CLAIMS REMAINING UNSETTLED AT 30TH JUNE, 1905.		AS ADJUSTED AFTER DISALLOWANCES AND REDUCTIONS AND TRANSFERS FROM ONE DISTRICT TO ANOTHER.		CLAIMS SETTLED.		DIVIDEND PAID.	CLAIMS REMAINING UNSETTLED AT 31ST DECEMBER, 1905.	
	No.	Assessed Amount.	No.	Assessed Amount.	No.	Assessed Amount.		No.	Assessed Amount.
		£ s. d.		£ s. d.		£ s. d.			£ s. d.
Northern ...	91	2,648 1 9	82	2,190 1 9	73	2,059 16 9	351 17 7	9	130 5 0
North-Western ...	—	—	1	15 0 0	1	15 0 0	2 11 3	—	—
Western ...	2,078	48,902 11 0	1,492	48,362 11 0	318	6,103 19 0	1,042 15 1	1,174	42,258 12 0
Eastern ...	149	3,098 18 2	145	3,201 13 2	20	349 7 0	59 13 7	125	2,852 6 2
Central ...	992	43,117 6 3	983	39,015 19 3	490	24,881 16 6	4,250 8 0	493	14,134 2 9
South-Eastern ...	982	28,506 19 10	764	28,348 18 10	64	2,214 3 10	378 5 4	700	26,134 15 0
Witwatersrand ...	1,073	7,441 0 0	210	9,900 10 0	9	933 10 0	159 8 8	201	8,967 0 0
Wolmaransstad ...	327	10,830 2 0	238	9,983 13 0	23	1,042 17 6	178 3 0	215	8,940 15 6
Swaziland ...	—	—	—	—	—	—	—	—	—
TOTAL ...	5,692	£144,544 19 0	3,915	£141,018 7 0	998	£37,600 10 7	£6,423 2 6	2,917	£103,417 16 5

Appendix No. 21.—SUPPLEMENTARY SCHEDULES.—1ST JANUARY, 1906, TO 30TH JUNE, 1906.

DIVISION.	CLAIMS.		TRANSFERRED FROM ORIGINAL SCHEDULES.		TOTAL.		CLAIMS SETTLED.		DIVIDEND PAID.	CLAIMS REMAINING UNSETTLED AT 30TH JUNE, 1906.	
	No.	Assessed Amount.	No.	Assessed Amount.	No.	Assessed Amount.	No.	Assessed Amount.		No.	Assessed Amount.
		£ s. d.		£ s. d.		£ s. d.		£ s. d.			£ s. d.
Northern ...	—	—	—	—	—	—	—	—	—	—	—
North-Western ...	7	152 15 0	—	—	7	152 15 0	—	—	—	7	152 15 0
Western ...	42	5,522 10 0	2	230 0 0	44	5,752 10 0	3	354 0 0	60 9 6	41	5,398 10 0
Eastern ...	26	1,677 15 9	6	330 18 0	32	2,008 13 9	3	263 10 0	45 0 3	29	1,745 3 9
Central ...	93	7,838 10 0	7	78 10 0	100	7,917 0 0	13	883 0 0	150 16 10	91	7,206 0 0
South-Eastern ...	715	31,559 8 0	52	2,405 9 6	767	33,964 17 6	463	22,012 7 6	3,759 18 2	304	11,952 10 0
Witwatersrand ...	—	—	5	210 10 0	5	210 10 0	1	38 10 0	6 11 6	—	—
Wolmaransstad ...	8	265 1 0	—	—	8	265 1 0	3	175 0 0	29 17 11	5	90 1 0
Swaziland ...	5	45 15 0	—	—	5	45 15 0	—	—	—	5	45 15 0
TOTAL ...	896	£47,061 14 9	72	£3,255 7 6	968	£50,317 2 3	486	£23,726 7 6	£4,052 14 2	482	£26,590 14 9

Appendix No. 22.

SUMMARY.

DIVISION.	CLAIMS REMAINING UNSETTLED IN ORIGINAL SCHEDULES AT 31ST DECEMBER, 1905.		CLAIMS DISALLOWED AND REDUCTIONS ON RE-ASSESSMENT.		BALANCE.		TRANSFERRED TO SUPPLEMENTARY SCHEDULES.		CLAIMS REMAINING UNSETTLED IN ORIGINAL SCHEDULES AT 30TH JUNE, 1906.		CLAIMS REMAINING UNSETTLED IN SUPPLE- MENTARY SCHEDULES AT 30TH JUNE, 1906.		TOTAL CLAIMS REMAINING UNSETTLED AT 30TH JUNE, 1906.	
	No.	Assessed Amount.	No.	Assessed Amount.	No.	Assessed Amount.	No.	Assessed Amount.	No.	Assessed Amount.	No.	Assessed Amount.	No.	Assessed Amount.
		£ s. d.		£ s. d.		£ s. d.		£ s. d.		£ s. d.		£ s. d.		£ s. d.
Northern	9	130 5 0	—	—	—	—	—	—	9	130 5 0	—	—	9	130 5 0
North-Western	—	—	—	—	—	—	—	—	—	—	7	152 15 0	7	152 15 0
Western	1,174	42,258 12 0	—	—	—	—	2	230 0 0	1,172	42,028 12 0	41	5,398 10 0	1,213	47,427 2 0
Eastern	125	2,852 6 2	—	—	—	—	6	330 18 0	119	2,521 8 2	29	1,745 3 9	148	4,266 11 11
Central	493	14,134 2 9	—	—	—	—	7	78 10 0	486	14,055 12 9	91	7,206 0 0	577	21,261 12 9
South-Eastern	700	26,134 15 0	—	—	—	—	52	2,405 9 6	648	23,729 5 6	304	11,952 10 0	952	35,681 15 6
Witwatersrand	201	8,967 0 0	—	—	—	—	*5	210 10 0	196	8,756 10 0	—	—	196	8,756 10 0
Wolmaransstad	215	8,940 15 6	—	—	—	—	—	—	215	8,940 15 6	5	90 1 0	220	9,030 16 6
Swaziland	—	—	—	—	—	—	—	—	—	—	5	45 15 0	5	45 15 0
	2,917	£103,417 16 5	—	—	—	—	72	£3,255 7 6	2,845	£100,162 8 11	482	£26,590 14 9	3,327	£126,753 3 8

*From Heidelberg Schedule.

Appendix No. 23.

ABSTRACT OF CLAIMS SETTLED AND PAYMENTS MADE.

PERIOD.	CLAIMS SETTLED.		DIVIDEND PAID.
	Number.	Assessed Amount.	
From 1st October, 1904, to 30th June, 1905, per Appendix No. 23 to last Report	10,337	£512,458 18 7	£87,517 8 4
From 1st July, 1905, to 31st December, 1905, as above	998	37,600 10 7	6,423 2 6
Total claims settled and payments made on original schedules	11,335	£550,059 9 2	£93,940 10 10
From 1st January, 1906, to 30th June, 1906, as above, on supplementary schedules	486	23,726 7 6	4,052 14 2
GRAND TOTAL ...	11,821	£573,785 16 8	£97,993 5 0

Appendix No. 24.

LABOUR AGENTS.

Employers.	Agents.	Licences.
Government Departments	5	5
Witwatersrand Native Labour Association	66	122
Gold Mining Companies	33	52
Diamond Companies	6	8
Collieries	4	7
Other Employers, including Contractors	125	163
	239	357

Recruiting Districts :

Districts.	Agents.
Transvaal	2
Northern Division	93
Central Division	27
Western Division	16
Eastern Division	84
Swaziland	5
	— 227

Conducting :

Basutoland	6
Cape Colony	5
Bechuanaland	1
	— 12
Total	239

Total amount of Fees collected, £1,830.

Appendix No. 25.

DEPOSIT AND REMITTANCE AGENCY.

Statement of Revenue and Expenditure for the year ended 30th June, 1906, with allocation of nett expenditure.

Expenditure:

Salaries and Allowances	£1,845	15	5
Native Pay	186	0	0
			£2,031	15	5

Revenue:

Remittance Fees	£436	9	6
Interest on Funds—					
Less Interest paid to Depositors	...		281	17	1
			718	6	7
Nett Expenditure			£1,313	8	10

Divisible as follows:

Transvaal, one-half	£656	14	6
(paid quarterly)						
Other Administrations, one-half, proportionately to remittances—						
Cape Colony	£173	9	10
Natal	252	5	8
Orange River Colony	55	6	9
Basutoland	175	12	1
				656	14	4
				£1,313	8	10

Appendix No. 26.

RETURN OF DEPOSITS AND WITHDRAWALS.

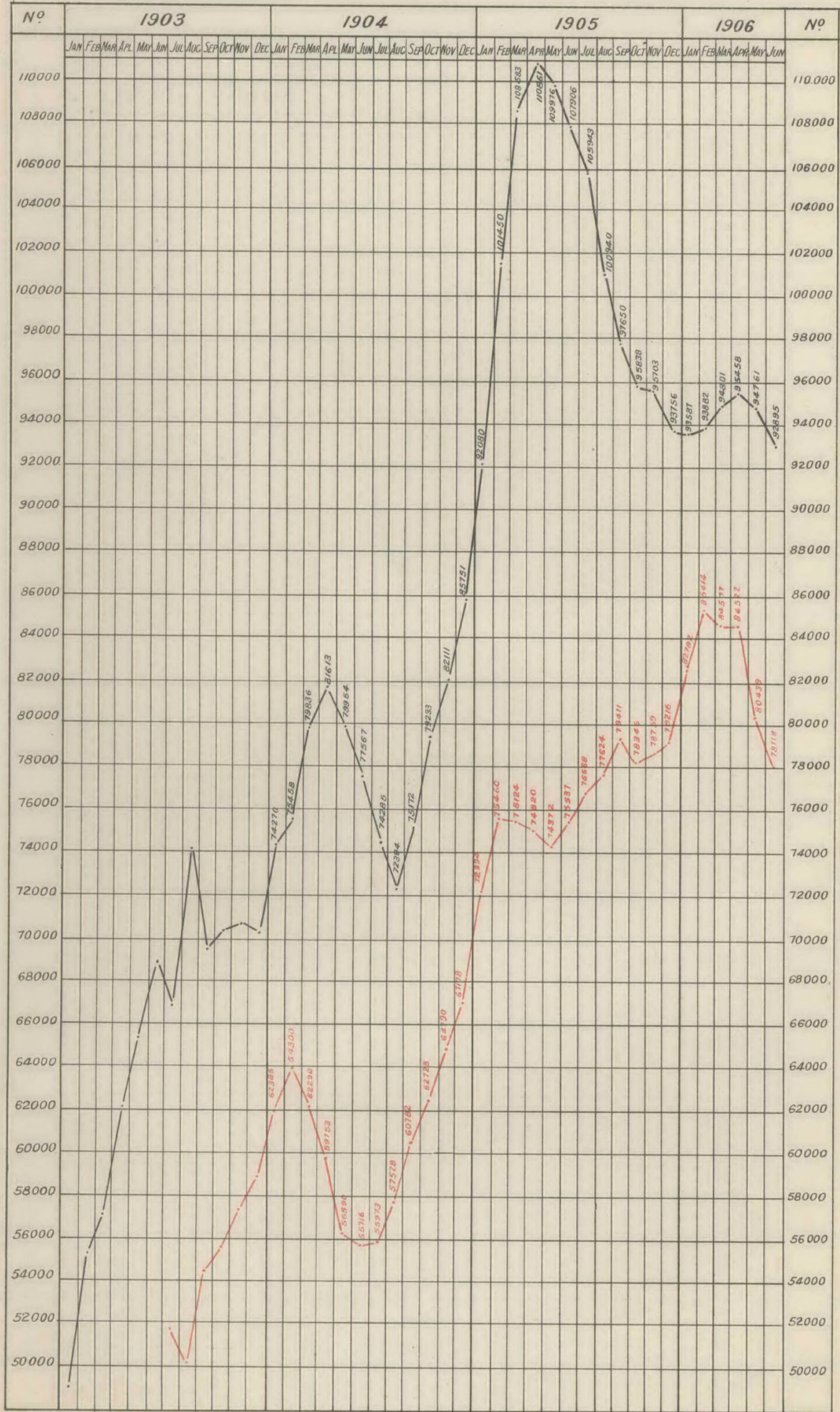
Month.	Deposits.	Withdrawals.	
	£ s. d.	£ s. d.	
1905.			
July ...	1,220 5 0	1,168 10 0	
August ...	1,276 12 6	1,043 2 6	
September ...	1,133 12 3	1,280 12 6	
October ...	1,479 4 6	1,114 14 0	
November ...	1,156 19 2	1,170 8 3	
December ...	1,315 1 0	1,352 2 0	
1906.			
January ...	1,597 19 7	1,117 11 1	
February ...	1,176 18 1	1,149 13 8	
March ...	1,465 15 3	1,570 7 6	
April ...	1,145 14 11	1,526 19 6	
May ...	1,230 5 0	1,480 11 6	
June ...	1,022 7 5	1,051 18 11	
	£15,220 14 8	£15,026 11 5	Amount received from natives for fixed deposit and bearing interest on 30th June—£6,500.

Appendix No. 27.
SUMMARY OF REMITTANCES.

MONTH.	Cape Colony.	Natal.	Orange River Colony.	Rhodesia.	Basutoland.	Bechuanaland.	Transvaal.	East Coast.	Totals of Remittances.	Monthly Fees.
1905.	£ s. d.	£ s. d.	£ s. d.	£ s. d.	£ s. d.	£ s. d.	£ s. d.	£ s. d.	£ s. d.	£ s. d.
July	690 19 9	1,190 4 6	136 17 6	25 10 0	354 2 6	2 0 0	142 0 6	1 10 0	2,543 4 9	40 0 0
August	645 12 6	1,242 1 6	80 6 0	81 0 0	542 12 6	—	185 13 3	45 0 0	2,822 5 9	47 7 6
September	496 8 0	1,205 19 0	194 10 0	—	781 1 6	—	274 0 0	23 5 0	2,975 3 6	45 12 6
October	550 1 6	933 0 6	216 15 0	—	870 9 0	—	160 5 0	91 2 6	2,821 13 6	46 15 0
November	536 2 3	1,120 18 0	123 1 6	—	676 16 3	23 10 0	259 2 2	30 10 0	2,770 0 2	50 0 0
December	573 3 0	543 13 0	240 8 6	—	492 0 0	—	208 5 0	93 17 6	2,151 7 0	37 7 6
1906.										
January	538 18 0	616 8 9	216 18 0	—	623 6 4	—	214 14 6	89 10 0	2,299 15 7	38 5 0
February	510 6 9	523 16 0	230 8 3	26 10 0	511 17 0	5 0 0	329 10 0	101 0 0	2,238 8 0	25 8 0
March	517 2 9	644 11 6	217 10 0	—	587 3 0	—	174 5 0	33 10 0	2,174 2 3	26 9 0
April	569 5 6	912 10 3	167 0 0	—	527 8 9	—	198 18 0	15 9 0	2,390 11 6	29 13 6
May	871 7 6	659 6 6	125 12 6	20 1 6	439 8 6	—	219 9 0	—	2,335 5 6	28 11 0
June	583 8 9	539 11 0	114 10 0	—	321 12 0	—	113 1 0	—	1,672 2 9	20 11 6
	£7,082 16 3	£10,132 0 6	£2,063 17 3	£153 1 6	£6,727 17 4	£30 10 0	£2,479 3 5	£524 14 0	£29,194 0 3	£436 0 6

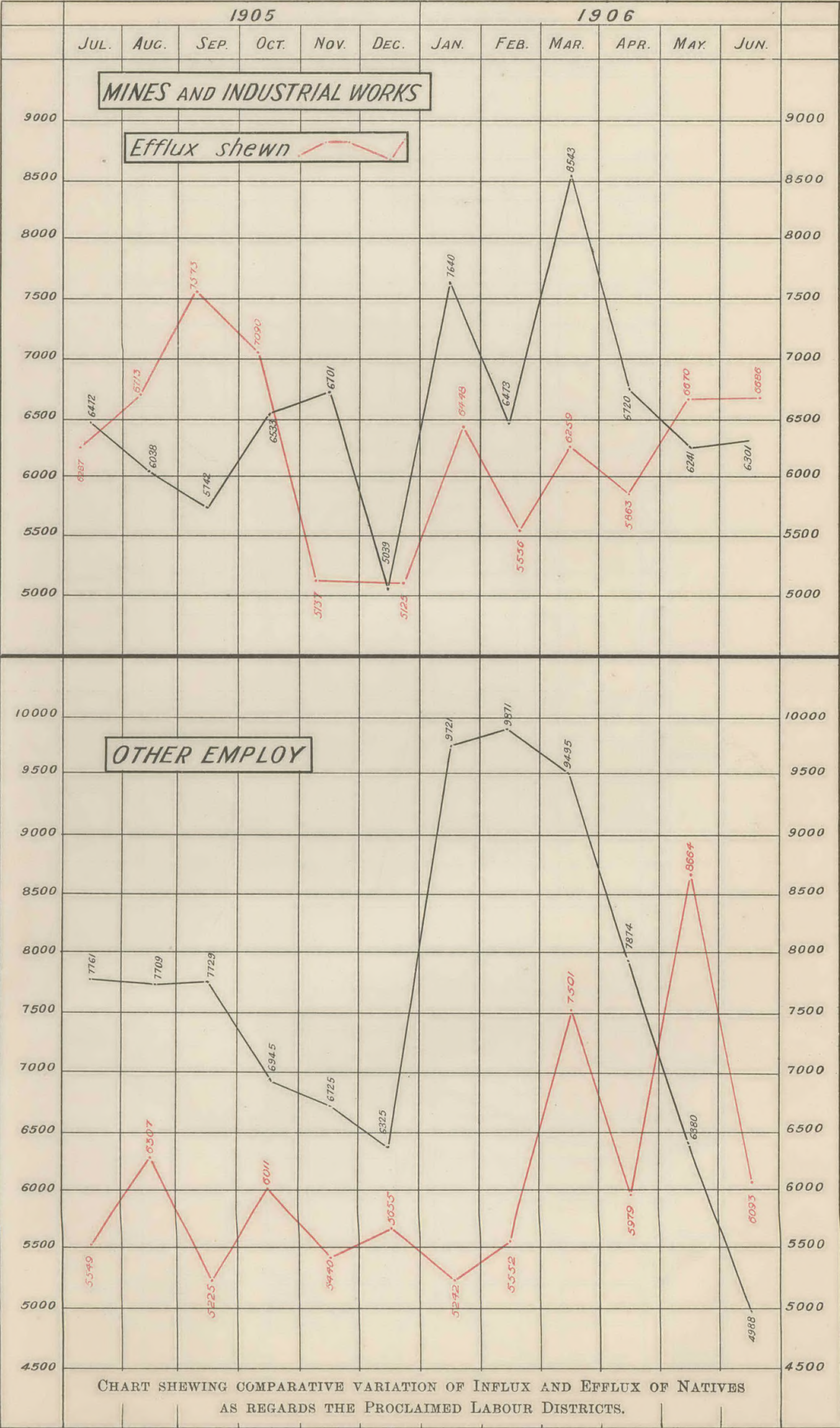
Appendix No. 28.

DIAGRAM SHEWING MONTHLY REGISTRATION OF NATIVES EMPLOYED IN THE PROCLAIMED LABOUR DISTRICTS OF THE TRANSVAAL ON MINES AND INDUSTRIAL WORKS AND IN OTHER EMPLOY FOR THE PERIOD FROM JANUARY, 1903, TO JUNE, 1906.



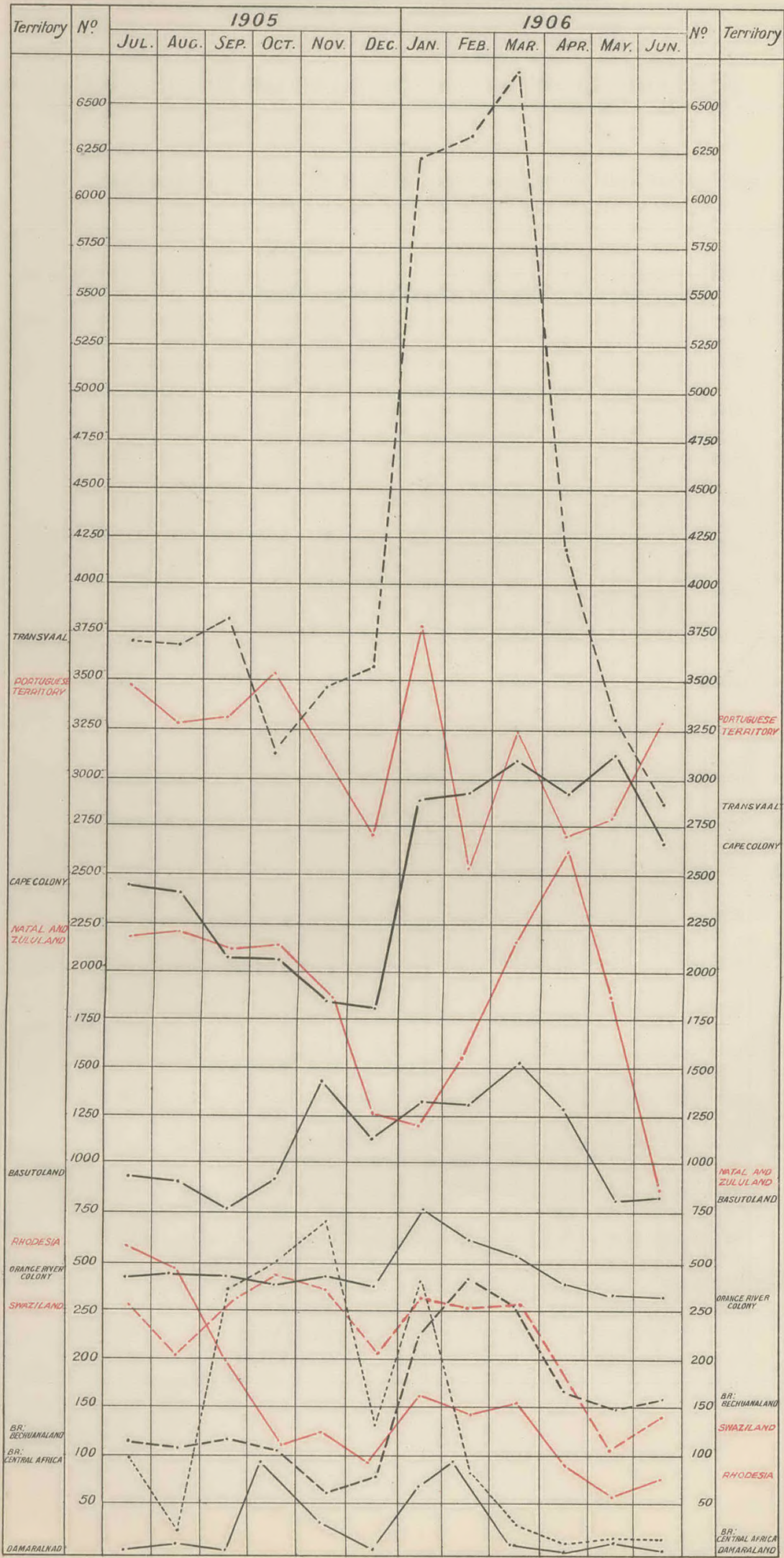
KEY TO CHART { Mines and Industrial Works — — — — —
Other Employ — — — — —

Appendix No. 29.



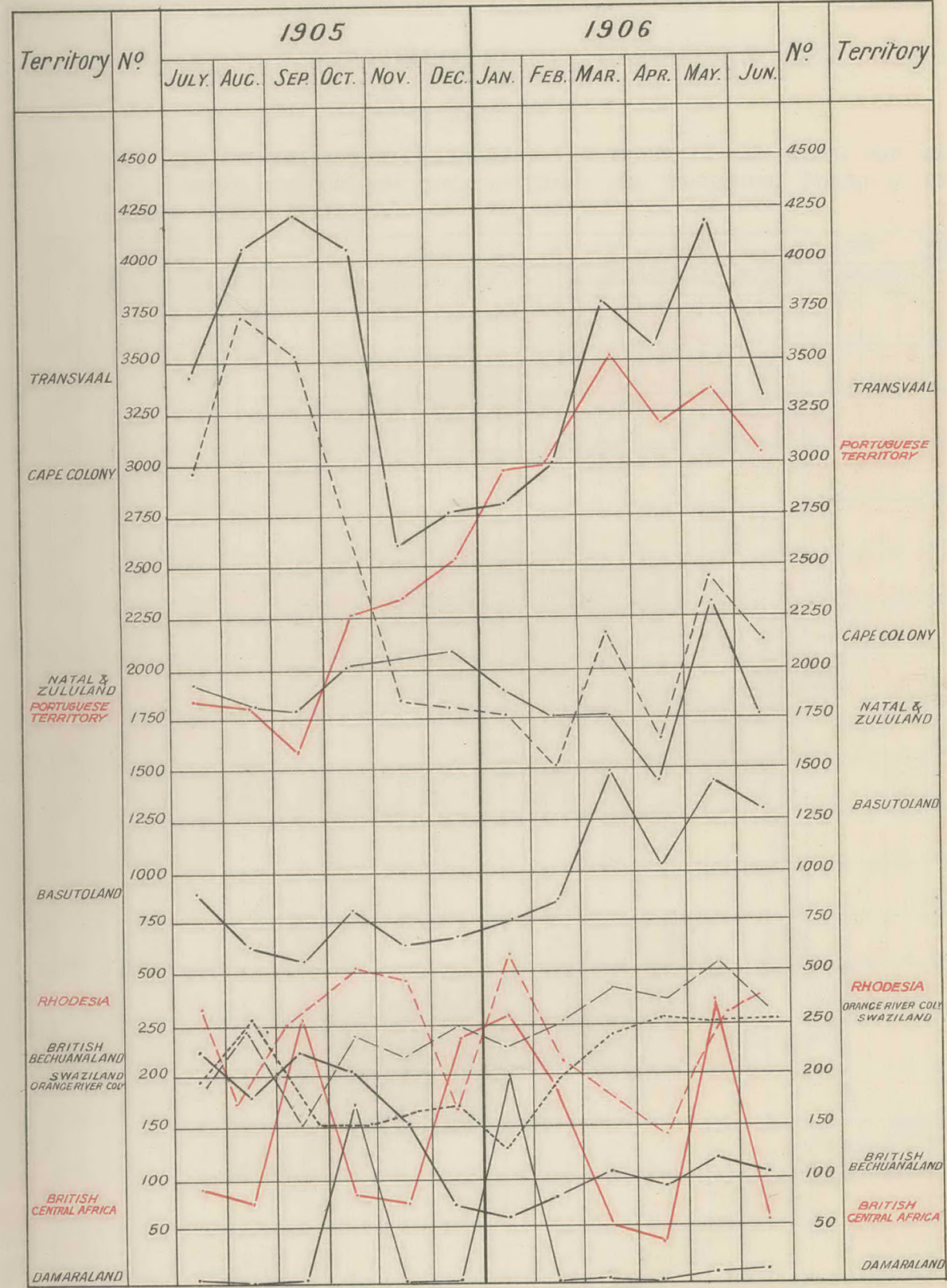
Appendix No. 30.

TERRITORIAL INFLUX OF NATIVE LABOURERS INTO THE PROCLAIMED
LABOUR DISTRICTS OF THE TRANSVAAL.



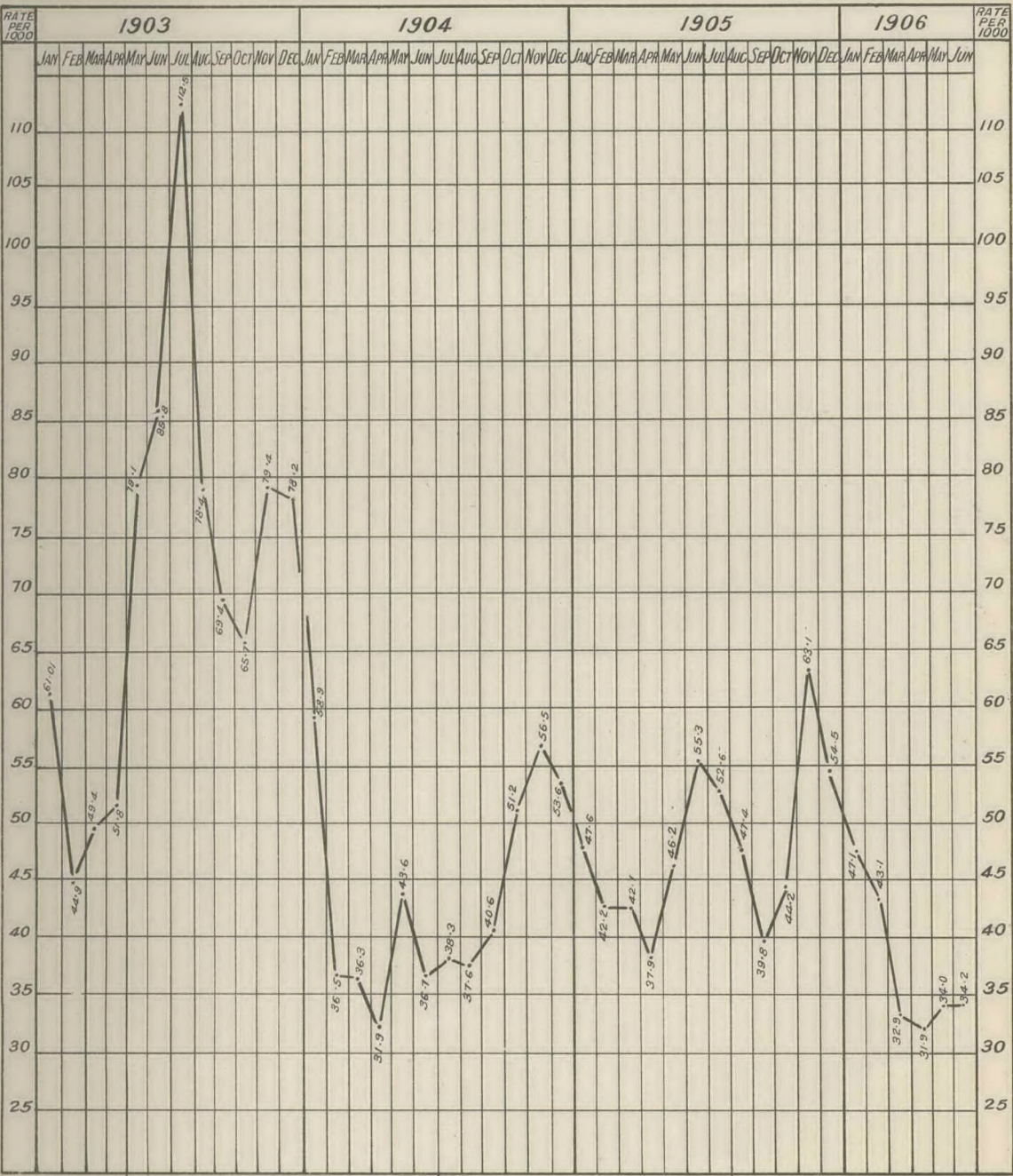
Appendix No. 31.

TERRITORIAL EXODUS OF NATIVE LABOURERS FROM THE PROCLAIMED
LABOUR DISTRICTS OF THE TRANSVAAL.



Appendix No. 32.

MORTALITY CHART SHEWING THE DEATH RATE PER THOUSAND PER ANNUM FOR EACH MONTH AMONG NATIVES EMPLOYED ON MINES AND INDUSTRIAL WORKS IN PROCLAIMED LABOUR DISTRICTS.



Appendix No. 33.

TERRITORIAL ANALYSIS OF NATIVES HOLDING PASSPORTS WORKING IN LABOUR DISTRICTS OF THE TRANSVAAL.

TERRITORY.	MINES AND WORKS.				OTHER EMPLOYMENT.				TOTAL.			
	30th June, 1905.	30th June, 1906.	Increase.	Decrease.	30th June, 1905.	30th June, 1906.	Increase.	Decrease.	30th June, 1905.	30th June, 1906.	Increase.	Decrease.
Basutoland	3,303	3,171	—	132	5,002	5,434	432	—	8,305	8,605	300	—
British Bechuanaland	1,103	1,261	158	—	1,450	1,437	—	13	2,553	2,698	145	—
British Central Africa	2,358	2,104	—	254	355	250	—	105	2,713	2,354	—	359
Cape Colony	14,951	10,832	—	4,119	18,771	17,151	—	1,620	31,722	27,983	—	3,739
Natal and Zululand	3,495	3,510	15	—	15,944	13,216	—	2,728	19,439	16,726	—	2,713
Orange River Colony	123	410	287	—	3,561	4,575	1,014	—	3,684	4,985	1,301	—
Portuguese Territory	59,766	57,004	—	2,762	3,859	5,999	2,140	—	65,625	63,003	—	2,622
Rhodesia	5,504	2,570	—	2,934	826	873	47	—	6,330	3,443	—	2,887
Swaziland... ..	978	784	—	194	1,115	1,401	286	—	2,093	2,185	92	—
Transvaal	15,682	10,564	—	5,118	24,281	27,351	3,070	—	39,963	37,915	—	2,048
Damaraland	570	496	—	74	5	68	63	—	575	564	—	11
Others	73	189	116	—	368	363	—	5	441	552	111	—
	107,906	92,895	576	15,587 576	75,537	78,118	7,052 4,471	4,471	183,443	171,013	1,949	14,379 1,949
	Net	Decrease...	...	15,011	Net	Increase...	2,581		Net	Decrease...	...	12,430

Appendix No. 34.

TERRITORIAL ANALYSIS OF DESERTERS REPORTED AND RECOVERED.—1ST JULY, 1905, TO 30TH JUNE, 1906.

DISTRICT.	Basutoland.		British Bechuanaland		British Central Africa.		Cape Colony.		Natal and Zululand.		Orange River Colony.		Portuguese Territory.		Rhodesia.		Swaziland.		Transvaal.		Damaraland.		Others.		Total.		Grand Total.
	M.	O.E.	M.	O.E.	M.	O.E.	M.	O.E.	M.	O.E.	M.	O.E.	M.	O.E.	M.	O.E.	M.	O.E.	M.	O.E.	M.	O.E.	M.	O.E.	M.	O.E.	
Johannesburg ...	107	289	21	20	25	16	515	931	70	357	21	159	551	269	34	27	12	26	219	916	14	1	—	—	1,589	3,011	4,600
Krugersdorp ...	91	14	55	37	20	3	213	60	98	17	15	7	437	29	49	9	5	1	276	115	63	—	—	1	1,322	293	1,615
Boksburg ...	98	32	33	5	64	5	538	233	77	33	16	23	846	44	54	11	55	11	202	179	1	—	—	—	1,984	576	2,560
Germiston ...	36	25	23	3	4	2	158	232	29	68	6	17	369	42	33	5	7	6	84	112	—	—	1	—	750	512	1,262
Springs ...	6	1	6	—	2	—	13	6	35	2	2	1	202	1	59	1	41	1	116	22	—	—	—	—	482	35	517
Heidelberg ...	22	13	1	2	—	—	45	19	3	16	5	11	22	8	23	4	—	—	14	38	5	—	—	—	140	111	251
Klerksdorp ...	6	2	7	6	—	—	24	17	4	2	3	5	17	4	3	—	—	—	20	43	—	—	—	—	84	79	163
Vereeniging ...	7	10	1	—	—	—	62	24	—	—	2	8	28	1	—	—	—	—	1	7	—	—	—	—	101	50	151
Pretoria ...	—	—	—	—	—	—	—	7	5	3	—	1	18	10	2	1	2	2	53	31	—	—	—	—	80	55	135
Middelburg ...	16	3	4	—	—	—	48	6	17	—	14	6	333	4	60	—	7	32	137	32	—	—	—	—	636	83	719
Deserters Reported..	389	389	151	73	115	26	1,616	1,535	338	498	84	238	2,823	412	317	58	129	79	1,122	1,495	83	1	1	1	7,168	4,805	11,973
Deserters Recovered	68	104	52	22	*157	10	510	431	78	239	19	74	688	226	72	28	24	22	128	522	11	2	1	—	1,808	1,680	3,488
Deserters Unrecovered	321	285	99	51	42	16	1,106	1,104	260	259	65	164	2,135	186	245	30	105	57	994	1,010	72	1	—	1	5,360	3,125	8,485
Percentage of Deserters Recovered	17.5	26.7	34.4	30.1	100.0	38.5	31.6	28.1	23.1	48.0	22.6	31.1	24.4	54.9	22.7	48.3	18.6	27.8	11.4	34.9	13.3	100.0	100.0	—	25.2	35.0	29.1

M—Mines. O.E.—Other Employers.

* Excess of recoveries over number of deserters reported is accounted for by the fact that during May and June, 1905, 104 B.C.A. natives deserted, the majority of whom were recovered during the first few months of the year 1905-6.

Appendix No. 35.

STATEMENT SHOWING TERRITORIALY THE RELATION, PLUS OR MINUS, OF DESERTION PERCENTAGE TO EMPLOYMENT PERCENTAGE.

TERRITORY.	Number of Desertions.		Percentage of Desertions.		Average No. of Natives Employed.		Percentage of Supply.		Relation, Plus or Minus, of Desertion Percentage to Employment Percentage.			Rate per 1,000 per annum.		
	M.	O.E.	M.	O.E.	M.	O.E.	M.	O.E.	M.	O.E.	Total.	M.	O.E.	Total.
Basutoland ...	389	389	5.4	8.1	3077	5911	3.2	7.3	+2.2	+0.8	+3.0	126.4	65.8	86.6
British Bechuanaland ...	151	73	2.1	1.5	1057	1392	1.1	1.7	+1.0	-0.2	+0.8	142.9	52.4	91.5
British Central Africa ...	115	26	1.6	0.5	2523	307	2.6	0.4	-1.0	+0.1	-0.9	45.6	84.7	49.8
Cape Colony ...	1616	1535	22.5	31.9	9315	17578	9.7	21.8	+12.8	+10.1	+22.9	173.5	87.3	117.2
Natal and Zululand ...	338	498	4.7	10.4	3361	15063	3.5	18.7	+1.2	-8.3	-7.1	100.6	33.1	45.4
Orange River Colony ...	84	238	1.2	5.0	291	4456	.3	5.5	+0.9	-0.5	+0.4	288.7	53.4	67.8
Portuguese Territory ...	2823	412	39.4	8.6	60308	6107	62.6	7.6	-23.2	+1.0	-22.2	46.8	67.5	48.7
Rhodesia ...	317	58	4.4	1.2	4040	894	4.2	1.1	+0.2	+0.1	+0.3	78.5	64.9	76.0
Swaziland ...	129	79	1.8	1.6	985	1441	1.0	1.8	+0.8	-0.2	+0.6	131.0	54.8	85.7
Transvaal ...	1122	1495	15.7	31.1	10659	26957	11.1	33.5	+4.6	-2.4	+2.2	105.3	55.5	69.6
Damaraland ...	83	1	1.2	—	531	22	0.6	—	+0.6	—	+0.6	156.3	45.5	151.9
Others ...	1	1	—	—	121	364	0.1	0.5	-0.1	-0.5	-0.6	8.3	2.7	4.1
Total ...	7168	4805	100.0	99.9	96268	80492	100.0	99.9	—	—	—	74.5	59.7	67.7

"M."—Mines. Number of Desertions 7,168 or 7.45 per cent. of supply.

"O.E."—Other Employers. Number of Desertions 4,805 or 5.97 per cent. of supply.

Total number of Desertions 11,973 or 6.77 per cent. of total supply.

"M."—Number of Deserters recovered 1,808 or 1.88 per cent. of supply.

"O.E."—Number of Deserters recovered 1,680 or 2.09 per cent. of supply.

Total number of Deserters recovered 3,488 or 1.97 per cent. of total supply.

"M."—Number of Deserters unrecovered 5,360 or 5.57 per cent. of supply.

"O.E."—Number of Deserters unrecovered 3,125 or 3.88 per cent. of supply.

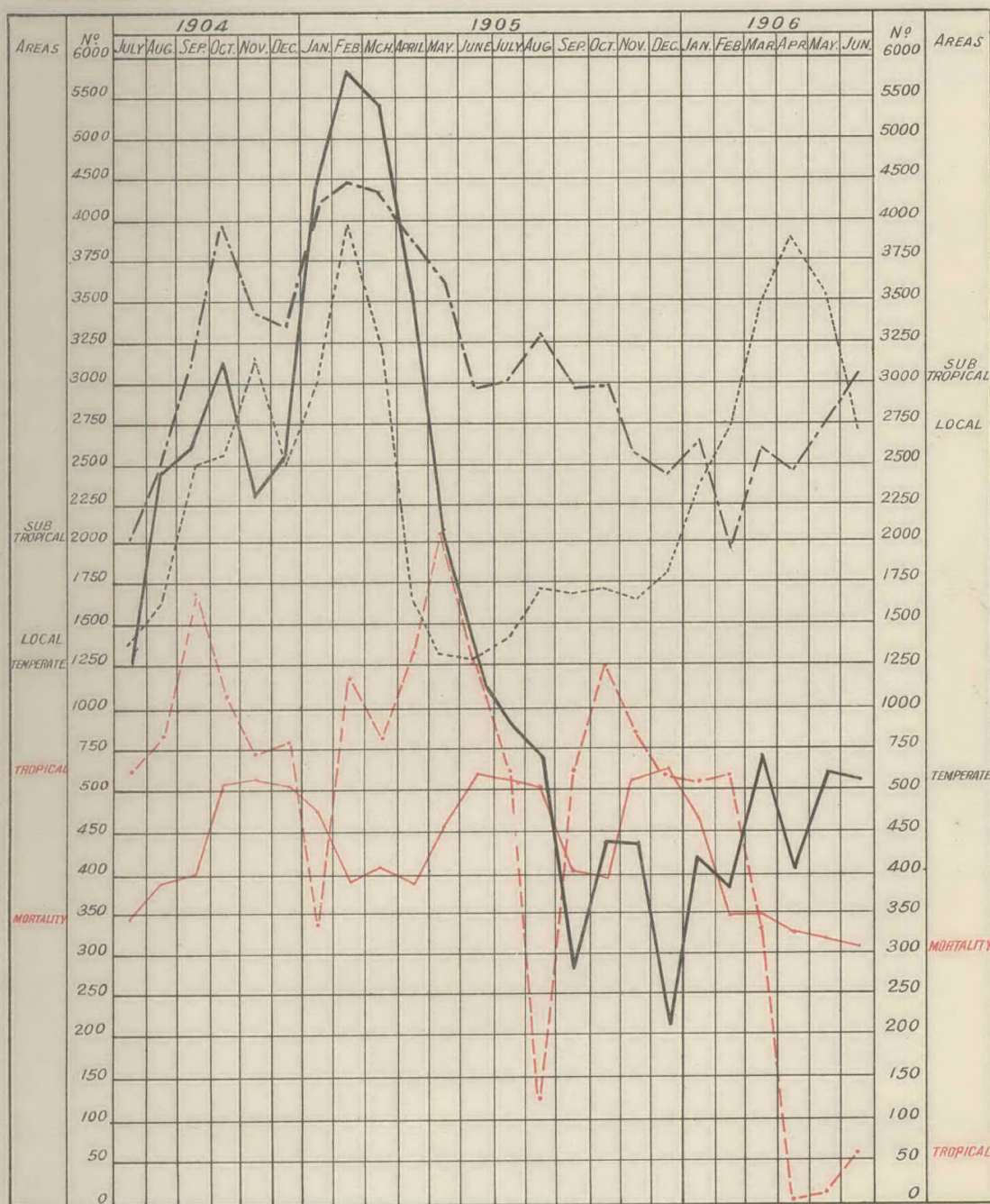
Total number of Deserters unrecovered 8,485 or 4.80 per cent. of total supply.

Appendix No. 36.

COMPARATIVE STATEMENT OF MORTALITY AMONGST NATIVES EMPLOYED ON MINES AND WORKS IN LABOUR DISTRICTS,
INCLUDING NATIVES EMPLOYED BY CONTRACTORS.

MONTH.	No. of Natives Employed.			No. of Deaths from Disease.			Death rate per 1,000 per annum from Disease.			No. of Deaths from Accident.			Death Rate per 1,000 per annum from Accident.			Total No. of Deaths.			Total Death Rate per 1,000 per annum.		
	1903 to 1904	1904 to 1905	1905 to 1906	1903 to 1904	1904 to 1905	1905 to 1906	1903 to 1904	1904 to 1905	1905 to 1906	1903 to 1904	1904 to 1905	1905 to 1906	1903 to 1904	1904 to 1905	1905 to 1906	1903 to 1904	1904 to 1905	1905 to 1906	1903 to 1904	1904 to 1905	1905 to 1906
July ...	66,961	74,479	110,712	615	202	460	110·21	32·55	49·86	13	36	26	2·33	5·80	2·82	628	238	486	112·54	38·35	52·68
August ...	74,324	78,514	108,488	468	226	393	75·56	34·54	43·47	18	20	36	2·91	3·06	3·98	486	246	429	78·47	37·60	47·45
September ...	73,967	79,416	105,987	393	242	318	63·76	36·57	36·00	35	27	34	5·68	4·08	3·85	428	269	352	69·44	40·65	39·85
October ...	70,141	83,606	103,807	394	336	339	62·10	48·23	39·19	23	21	44	3·62	3·01	5·09	417	357	383	65·72	51·24	44·27
November ...	75,256	86,812	103,645	480	378	432	76·54	52·25	50·02	18	31	113	2·87	4·29	13·08	498	409	545	79·41	56·54	63·10
December ...	75,111	89,894	102,366	471	372	430	75·25	49·66	50·41	19	30	35	3·04	4·00	4·10	490	402	465	78·28	53·66	54·51
January ...	79,161	94,905	101,230	370	334	357	56·09	42·23	42·32	19	43	41	2·88	5·44	4·86	389	377	398	58·96	47·67	47·18
February ...	80,365	102,039	101,893	223	312	268	33·30	36·69	31·56	22	47	98	3·29	5·53	11·54	245	359	366	36·58	42·22	43·10
March ...	83,904	109,651	102,954	223	333	250	31·89	36·44	29·14	31	52	33	4·43	5·69	3·85	254	385	283	36·33	42·13	32·99
April ...	85,400	113,789	103,332	168	316	233	23·61	33·32	27·06	59	44	42	8·29	4·64	4·88	227	360	275	31·90	37·97	31·94
May ...	85,994	113,286	103,156	289	397	249	40·33	42·05	28·96	24	40	44	3·35	4·24	5·12	313	437	293	43·68	46·29	34·08
June ...	83,536	112,788	102,044	231	488	252	33·18	51·92	29·63	25	32	39	3·59	3·40	4·59	256	520	291	36·77	55·33	34·22
Average ...	78,343	94,932	104,135	360	328	332	55·21	41·46	38·26	26	35	49	3·91	4·46	5·64	386	363	381	59·11	45·92	43·90

CHART SHEWING THE INFLUX OF NATIVES RECRUITED BY THE WITWATERSRAND NATIVE LABOUR ASSOCIATION, LTD., FROM TROPICAL, SUB-TROPICAL AND TEMPERATE AREAS, OF NATIVES ENGAGING LOCALLY, AND OF THE RATE OF MORTALITY AMONG SUCH NATIVES DURING THE PERIOD JULY, 1904, TO JUNE, 1906.



Sub-Tropical areas include Bechuanaland, Portuguese Territory South of Latitude 22 degrees.

Temperate areas include Basutoland, Cape Colony, Swaziland, Northern Transvaal, Transvaal, Orange River Colony.

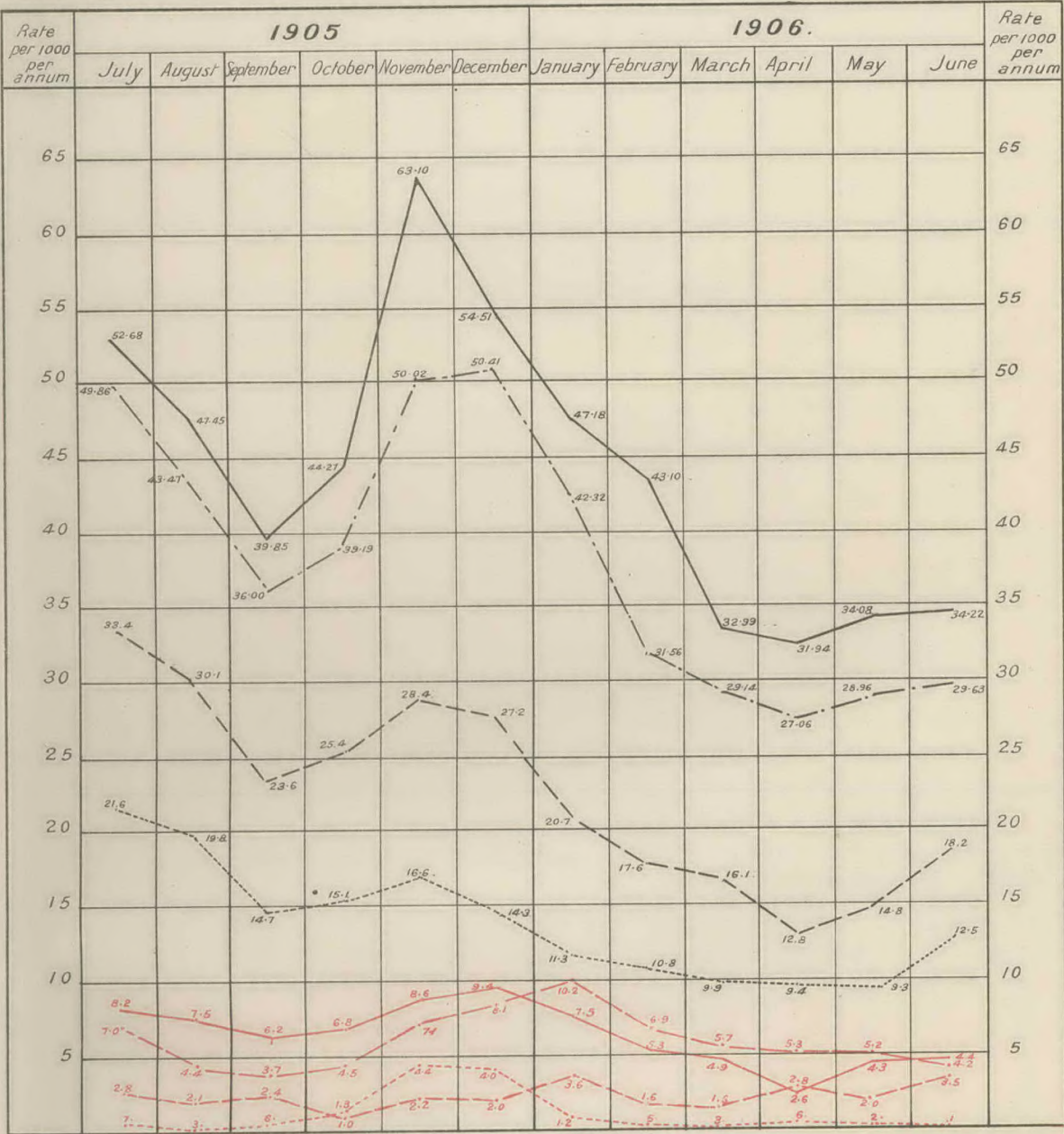
(Northern Transvaal are classed as "Temperate" owing to the difficulty of differentiating between that and other areas of Transvaal for 6 months of above period).

Local—Natives from all territories engaging locally.

Mortality—Death Rate per 10,000 per annum.

Appendix No. 38.

CHART OF MORTALITY AMONGST NATIVES EMPLOYED ON MINES AND WORKS IN PROCLAIMED LABOUR DISTRICTS, INCLUDING NATIVES EMPLOYED BY CONTRACTORS.



KEY TO CHART

- Total Mortality.

" " (Exclusive of Accidents)

Respiratory Diseases.

Pneumonia.
- Dysentery, Diarrhoea, and Enteric.

Phthisis.

Meningitis.

Scurvy

*Appendix No. 39.*CONTRAVENTIONS OF PASS REGULATIONS :— RETURN SHOWING CASES SENT TO COURT BY THE
PASS COMMISSIONER'S DEPARTMENT.

DISTRICT.					No. sent to Magistrates' Courts.	No. Convicted and Sentenced.	No. Convicted but Discharged.	No. Unconvicted and Discharged.
Johannesburg	2,247	1,549	238	460
Krugersdorp	323	306	1	16
Boksburg	405	389	3	13
Germiston	412	354	23	35
Springs	5	5	—	—
Heidelberg	93	88	1	4
Klerksdorp	188	185	1	2
Vereeniging	67	65	—	2
Rayton	47	40	3	4
Witbank	37	37	—	—
Total					3,824	3,018	270	536

Total amount of sentences, £4,734 1s. 0d.; or 1,915 $\frac{1}{2}$ months' hard labour.

Convictions :—

Desertions	1,254
Having no Pass	897
Not reporting in six days	266
Miscellaneous	601
						3,018

Appendix No. 40.

RETURN OF INSPECTIONS AND CASES ADJUDICATED.

DISTRICT.					NUMBER OF INSPECTIONS.	NUMBER OF CASES ADJUDICATED.		
						Offences.	Disputes.	Total.
Johannesburg	1,197	2,829	20	2,849
Krugersdorp	1,236	286	12	298
Boksburg	1,296	264	25	289
Germiston	736	144	6	150
Springs	177	8	12	20
Heidelberg	59	5	—	5
Klerksdorp	73	7	1	8
Rayton	188	14	—	14
Witbank	250	27	—	27
					5,212	3,584	76	3,660

Appendix No. 41.

RETURN OF COMPLAINTS INVESTIGATED AT PASS OFFICES.

A.—WAGES.

DISTRICT.	No. of Cases Investigated.	Amount Involved.	No. of Cases settled in favour of Plaintiff.	Amount Recovered.	Amount Unrecovered.	No. of Cases settled in favour of Defendant.	No. of Cases Result not reported.
		£ s. d.		£ s. d.	£ s. d.		
Johannesburg ...	3,876	11,628 8 0	3,187	7,543 7 11	4,085 0 1	419	270
Krugersdorp ...	159	426 5 0	139	320 1 6	106 3 6	8	12
Boksburg ...	670	1,742 15 0	582	1,028 10 0	714 5 0	20	68
Germiston ...	270	973 19 4	164	667 1 3	306 18 1	35	71
Heidelberg ...	22	67 8 6	16	28 17 4	38 11 2	4	2
Klerksdorp ...	17	25 17 9	16	22 4 3	3 13 6	—	1
Vereeniging ...	8	20 11 0	1	4 10 0	16 1 0	1	6
Pretoria ...	3	8 6 0	3	7 12 0	0 14 0	—	—
Middelburg ...	1	0 5 0	1	0 5 0	—	—	—
Total ...	5,026	14,893 15 7	4,109	9,622 9 3	5,271 6 4	487	430

Appendix No. 42.

RETURN OF COMPLAINTS INVESTIGATED AT PASS OFFICES.

B.—ILL-USAGE.

DISTRICT.	No. of Cases Investigated.	No. of Cases settled in favour of Plaintiff.	No. of Cases settled in favour of Defendant.	No. of Cases Result not Reported.
Johannesburg ...	7	1	—	6
Krugersdorp ...	14	3	10	1
Boksburg ...	85	32	37	16
Germiston ...	21	7	9	5
Vereeniging ...	3	2	—	1
Pretoria ...	3	2	—	1
Total ...	133	47	56	30

Appendix No. 43.

RETURN OF COMPLAINTS INVESTIGATED AT PASS OFFICES.

C.—DETENTION BEYOND TERM OF CONTRACT.

DISTRICT.	No. of Cases Investigated.	No. of Cases Settled in favour of Plaintiff.	No. of Cases Settled in favour of Defendant.	No. of Cases Result not Reported.
Johannesburg ...	487	346	136	5
Krugersdorp ...	103	23	80	—
Boksburg ...	237	189	37	11
Germiston ...	33	11	16	6
Heidelberg ...	1	—	1	—
Klerksdorp ...	4	2	—	2
Vereeniging ...	3	1	—	2
Middelburg ...	1	1	—	—
Total ...	869	573	270	26

*Appendix No. 44.*TERRITORIAL ANALYSIS OF NATIVES HOLDING REGISTRATION CERTIFICATES ISSUED
UNDER ORDINANCE 28 OF 1902.

DISTRICT.	Basutoland.	British Bechuanaland.	Cape Colony.	Natal and Zululand.	Orange River Colony.	Portuguese Territory.	Rhodesia.	Swaziland.	Transvaal.	Others.	Total.
Johannesburg	12	3	40	38	5	7	1	5	28	—	139
Krugersdorp... ..	7	6	33	1	3	1	—	2	16	—	69
Boksburg	6	—	56	3	4	—	—	1	23	1	94
Germiston	5	—	16	7	2	2	—	—	3	—	35
Heidelberg	3	—	2	2	1	—	—	—	25	—	33
Klerksdorp	—	—	—	—	—	—	—	—	10	—	10
Vereeniging	—	—	—	—	2	—	—	—	35	—	37
Pretoria	—	—	—	—	—	—	—	—	9	—	9
Middelburg	1	—	7	1	—	—	—	—	5	—	14
Total... ..	34	9	154	52	17	10	1	8	154	1	440

Appendix No. 45.

NATIVES ACCOMMODATED AT GOVERNMENT COMPOUNDS.

DISTRICT.	Number Seeking Work.	Destitute and Medically Attended.	Discharged Prisoners.	Going Home.	Court Witnesses.	Suspected Deserters Detained.	Un-classified.	Total.
Johannesburg	1,419	131	8,008	23	Nil.	212	463	10,256
Krugersdorp	334	21	857	12	1	693	3,332	5,250
Boksburg	112	4	3,082	—	57	167	—	3,422
Total	1,865	156	11,947	35	58	1,072	3,795	18,928

Appendix No. 46.

SUMMARY OF TRANSACTIONS.

Registrations.

Mines.

					TOTAL FREE.	TOTAL ON PAYMENT.	GRAND TOTAL.
Renewals	17,574	—	17,574
Transfers from other Mines	6,962	—	6,962
Deaths	4,467	—	4,467
Desertions	7,168	—	7,168

Others.

Renewals	946	—	946
Transfers from other employers	65,514	—	65,514
Deaths	336	—	336
Desertions	4,805	—	4,805
					107,772	—	107,772

Passports Issued.

Mines.

Initial Registrations	1	78,425	78,426
Transfers from other Labour Districts	12,803	—	12,803
" " " Employers	7,465	—	7,465
Duplicates	874	248	1,122
Deserters recovered	1,808	—	1,808

Others.

Initial Registrations	153	84,963	85,116
Transfers from other L. Districts	23,834	—	23,834
" " " Mines	6,747	—	6,747
Duplicates	5,556	2,181	7,737
Deserters recovered	1,680	—	1,680
Government Service	1,657	6,158	7,815
					62,578	171,975	234,553

Monthly Passes Issued.

Mines	24,790	1,237,495	1,262,285
Others	36,777	675,722	712,499
Government Service	2,721	52,570	55,291
					64,288	1,965,787	2,030,075

Travelling Passes Issued.

Mines.

Visiting	—	1,544	1,544
Transfers to other L. Districts	—	12,440	12,440
" " parts	—	1,424	1,424
Returned home	—	75,298	75,298

Others.

Visiting	—	47,437	47,437
Transfers to other L. Districts	—	23,413	23,413
" " parts	—	2,269	2,269
Returned home	—	68,059	68,059
					—	231,884	231,884

Registration Certificates.

	—	460	460
--	---	-----	-----

Appendix No. 47.

STATEMENT OF REVENUE COLLECTED IN THE PASS COMMISSIONERS' BRANCH, NATIVE AFFAIRS DEPARTMENT.

DISTRICT.	Passports.	Monthly Passes.	Travelling Passes.	Registration Certificates.	Transfer Fees.	Arrear Fees.	Other Sources.	Fines Imposed by Inspectors.	Total.
	£ s. d.	£ s. d.	£ s. d.	£ s. d.	£ s. d.	£ s. d.	£ s. d.	£ s. d.	£ s. d.
Johannesburg ...	4,185 9 0	93,612 0 0	5,518 4 0	136 0 0	35 18 0	2,343 6 0	1 6 0	2,292 11 10	108,124 14 10
Krugersdorp ...	1,146 17 0	30,314 10 0	1,530 1 0	87 0 0	83 13 0	58 10 0	52 2 0	217 15 0	33,490 8 0
Boksburg ...	749 13 0	22,536 18 0	1,192 2 0	101 0 0	133 12 0	32 4 0	—	261 12 0	25,007 1 0
Germiston ...	926 17 0	25,072 8 0	1,185 3 0	37 0 0	375 1 0	179 16 0	—	145 10 0	27,921 15 0
Springs ...	182 13 0	4,103 12 0	347 3 0	9 0 0	92 13 0	14 6 0	—	13 15 0	4,763 2 0
Heidelberg ...	236 16 0	4,497 12 0	272 17 0	31 0 0	93 12 0	120 10 0	—	4 10 0	5,256 17 0
Klerksdorp ...	156 11 0	2,515 4 0	357 4 0	10 0 0	7 0	31 10 0	—	7 5 0	3,078 1 0
Vereeniging ...	77 14 0	1,546 4 0	248 0 0	32 0 0	31 4 0	21 12 0	—	—	1,956 14 0
Pretoria ...	683 15 0	6,691 6 0	679 1 0	7 0 0	42 4 0	676 14 0	—	7 15 0	8,787 15 0
Middelburg ...	252 10 0	5,689 0 0	264 9 0	10 0 0	31 13 0	61 8 0	3 12 0	13 5 0	6,325 17 0
Total ...	£8,598 15 0	£196,578 14 0	£11,594 4 0	£460 0 0	£919 17 0	£3,539 16 0	£57 0 0	£2,963 18 10	£224,712 4 10