

https://dspace.org/

Different is beautiful

Birdsey, Bianca; Storbeck, Claudine

2017
Roots Resources
https://hdl.handle.net/10539/26646
Birdsey, B., & Storbeck, C. (2017). Different is beautiful. Johannesburg: Roots Resources. Number 1 in the series Benjamin's girl

Downloaded from a DSpace repository. https://dspace.org/

Mazes, puzzles, spot-the-difference, colouring and more!





Benjamin's Girl

Worksheets + Activities



- Different is Beautiful
- Along came a Strawberry
- The Present





Introduction

These fun worksheets and activities can be used and adapted in many different ways. ✶ We have given some ideas of which learning areas you can link them to, and some of the skills your learners can acquire and practice through these activities.

✓ Please feel free to photocopy these activities and worksheets, share them with your friends and always remember, these are just a few ideas that we hope will inspire you to create many more exciting and fun activities for your learners.

With Thanks... ☺

This publication has been developed by The Wits Centre for Deaf Studies through the Teaching & Learning Development Capacity Improvement Programme which is being implemented through a partnership between the Department of Higher Education and Training and the European Union.

Disclaimer: The contents of this publication are the sole responsibility of The Wits Centre for Deaf Studies and can in no way be taken to reflect the views of the European Union.

Published in 2020 by Roots Resources

Problem solving, visual discrimination, determination, concentration, imagination, fine motor skills.

Tooth Mouse Maze

Help the mouse find Esther's tooth so that she can get her coin. Find a way through the maze.

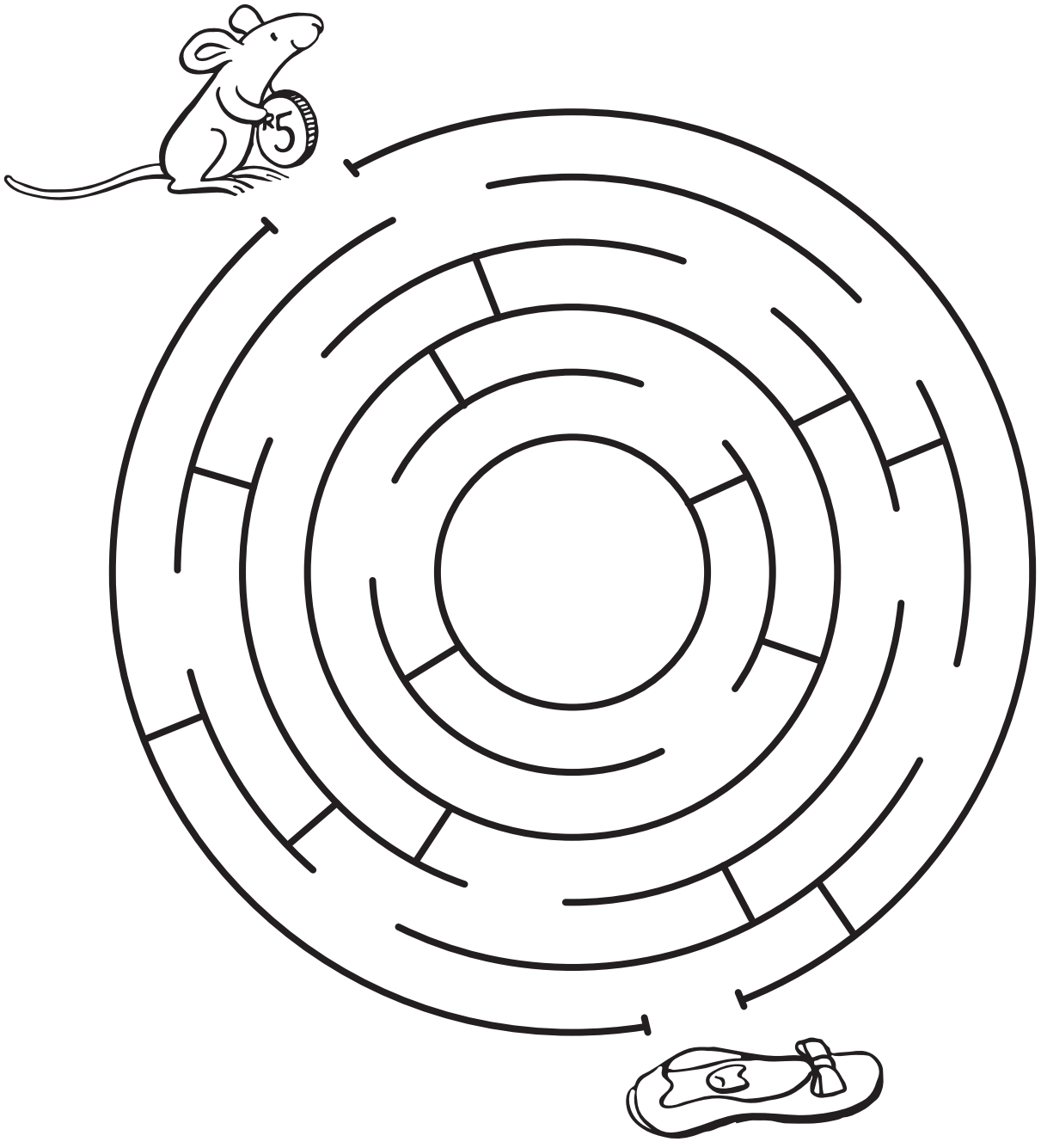

* What do you think Esther will do with her R5?
* If Esther put 3 teeth in her shoe, how much money would she get?

Learning about adjectives, learning about adverbs, reading & creative writing.

Describing Words

Choose a word from the list to describe each picture. Adjectives describe things (nouns) and adverbs describe actions (verbs). These words are also opposites.

tall
short
curly
fast
slow
big
small
straight



* Can you think of other describing words for each picture?

Pre-literacy skills, theory of mind, visual discrimination & shape identification.

Find the Rectangles ▭

Esther's room is full of rectangles. See how many rectangular objects you can find. Colour all the rectangles different colours.



* What other shapes can you see in Esther's room?
* What do you think Esther is dreaming about? Draw a picture in the cloud.

Creativity, drawing, theory of mind, self esteem, self knowledge, expression, feelings of safety.

A Special Friend

Esther's special friend is her Teddy Bear, Benjamin. Do you have a special friend? Draw a picure of your special friend and write their name below.

My friend is called _____



* Tell your teacher something unique about your friend.
* Think of 4 words to describe your friend.

Pre-literacy (Foundation Phase), literacy enjoyment, cutting, colouring, sequencing, following intructions.



Cut out carefully

Let's make a Benjamin Bookmark

- Colour in your bookmark on both sides.
- Write your name on it.
- Cut it out very carefully.
- If you want to, you can cover it with lamination or self-adhesive plastic.
- Good job! Now you can use your bookmark every time you read! Put your bookmark on the page where you stopped reading.

* Design your own bookmark.
* Make a bookmark for a friend.

Theory of mind, self esteem, self knowledge, writing, vocabulary, creativity, empathy.

You are Special

There are lots of things that make Esther special and beautiful. She is caring, sensitive, sporty and clever. She also communicates by using her hands to sign. Write 5 things that make you special, one on each finger of this hand.

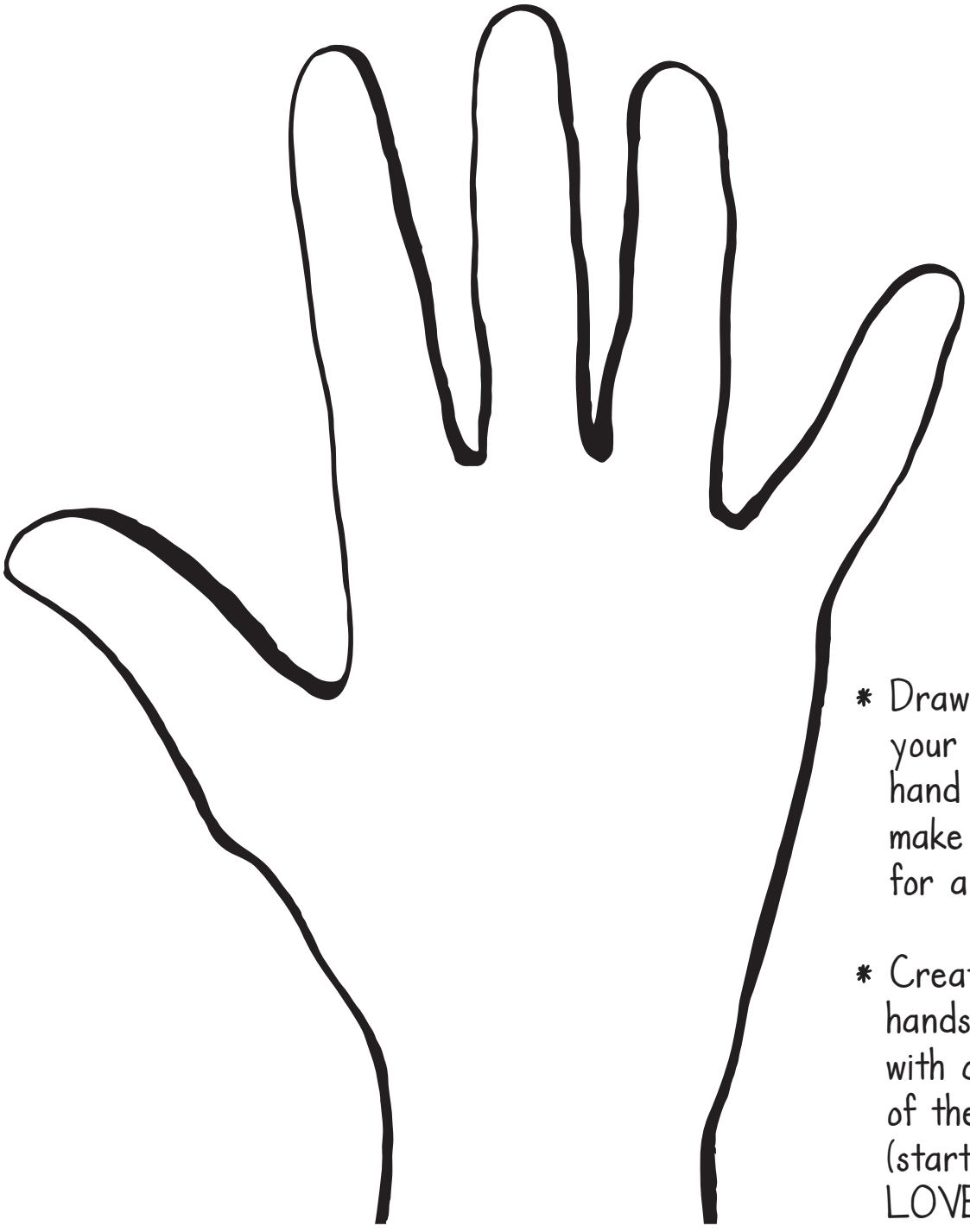

* Draw around your own hand and make a card for a friend.
* Create SASL handshapes with cut outs of the hand (start with I LOVE YOU).

Colour names, paint & colour, art concepts: e.g. line, shading, fine motor control, learn about rainbows.

The Rainbow

A rainbow has 7 colours, and the colours are always in the same order. Colour in the rainbow by following the numbers on the list. Write the name to match each colour.

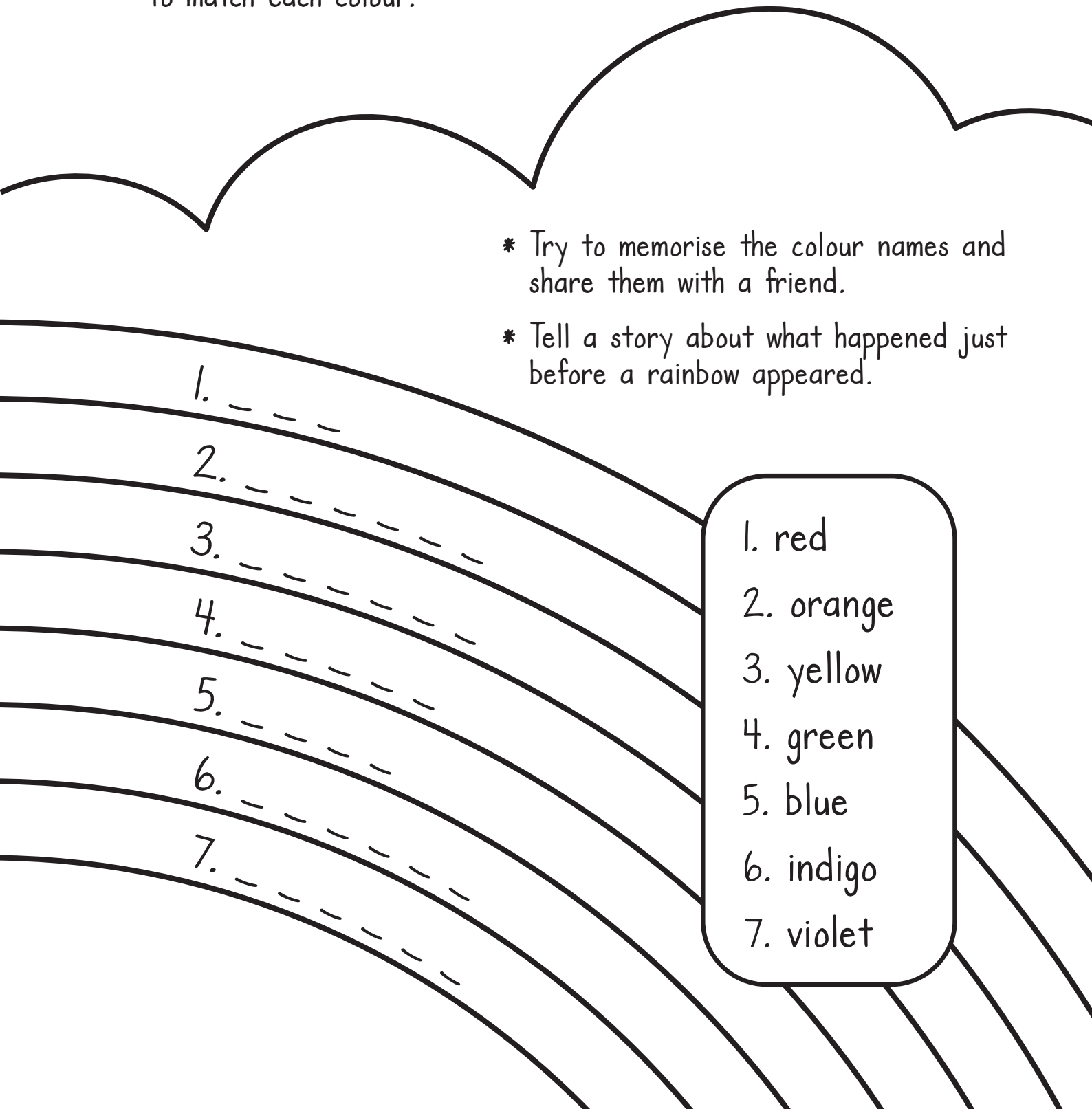

* Try to memorise the colour names and share them with a friend.
* Tell a story about what happened just before a rainbow appeared.

1. red
2. orange
3. yellow
4. green
5. blue
6. indigo
7. violet

Imagination, literacy, creative writing, vocabulary development, sequencing, story writing skills.

Let's Write a Story

Look at the picture below and use your imagination to think of a story. Her are some questions you can use to help you.

I went on a trip last week year month (circle one)

I went with (who) _____

I was going (where) _____

I went there because (why) _____

The car was (describe) _____

We drove (how - fast/ carefully) _____

Was the car ride fun? _____

Would you like to ride in the car again? _____

Why or why not? _____

* If the car was magic, where would you go?
* Draw a map of the way you drove.



Language development, communication skills, SASL, cultural diversity & acceptance of other cultures.

Use Your Hands

Esther uses sign language to communicate. Now it's your turn to learn the english words for these signs.



ballet



swimming



different



beautiful



teddy bear

* What handshapes are used for each of these signs?
* Choose 2 signs and tell a short story.

Matching Meanings

Read these sentences and match the underlined words with their meanings. Write the meaning number in the space after the sentence.

- Benjamin met Esther when they <u>were both new.</u> _____
- Her eyes are <u>like the sky.</u> _____
- Her bedroom wall is filled with <u>paper rectangles.</u> _____
- On Tuesdays she comes home <u>wet and tired.</u> _____
- On Thursday's <u>she is all in pink.</u> _____
- Benjamin enjoys swinging high <u>into the leafy sky.</u> _____
- She has orange and green <u>jewels.</u> _____
- Esther notices when other children are <u>feeling blue.</u> _____
- Benjamin says that his girl is <u>the apple of his eye.</u> _____

1. Esther goes to ballet
2. They are sad
3. Tall trees
4. He loves her
5. They are blue
6. Many certificates
7. When Esther was a baby
8. Esther has been swimming
9. Her hearing aids

Book Review



Title of this book: _____

Authors: _____

This book is about: _____

_____

_____

_____

_____

Draw a picture of your favourite part of the book.

This as my favourite part because _____

_____

_____

Reading, vocabulary development, visual discrimination, visual memory.



Word Search

Find the hidden words in the puzzel below.

Q	E	S	M	U	G	G	L	E	S	Z	O
S	O	U	D	A	D	Z	O	T	I	O	S
Q	S	P	E	C	I	A	L	A	S	O	M
U	L	E	A	M	A	G	I	C	P	T	P
I	B	R	F	T	B	O	U	N	C	Y	A
D	R	P	S	M	E	F	J	C	B	H	J
G	E	O	A	O	N	I	E	U	D	E	A
Y	C	W	I	M	J	N	W	D	C	A	M
E	T	E	N	U	A	G	E	D	Q	R	A
M	A	R	S	H	M	E	L	L	O	W	S
A	N	S	J	F	I	R	S	E	B	R	E
H	G	V	A	W	N	S	D	N	A	H	I
Z	L	O	V	E	B	W	T	E	I	U	Q
T	E	W	H	I	S	P	E	R	S	G	M
K	S	T	R	A	M	P	O	L	I	N	E

Hear
Hands
Ears
Dad
Marshmellows
Quiet

Mom
Magic
Whispers
Love
Deaf
Superpowers

Squidgy
Benjamin
Smuggles
Bouncy
Jewels
Fingers

Zooty
Cuddle
Pajamas
Rectangles
Trampoline
Special

Different is Beautiful

ENGLISH

Reading, critical thinking, memory, visual planning, concentration.

Help Benjamin complete the crossword puzzel.

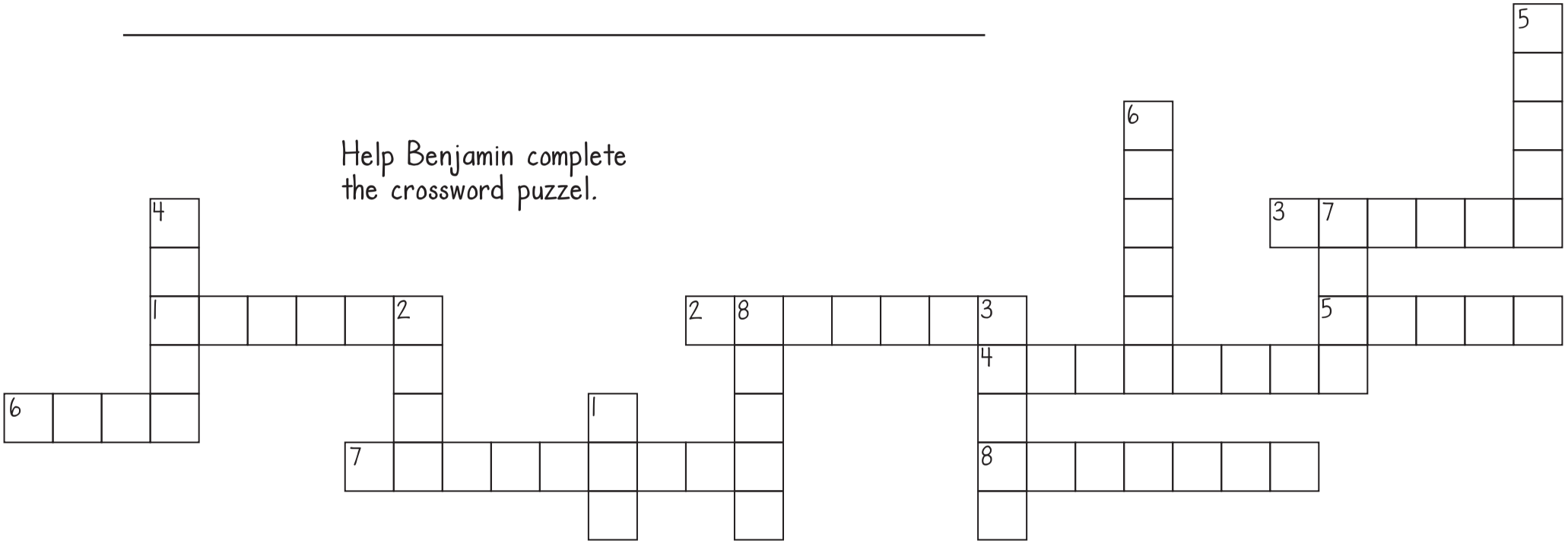

Across →

1. What is Benjamin's girl's name?
2. She smells like _____.
3. She wears special _____ on her ears.
4. Which days does she come home wet and tired?
5. Mom says she has eyes like which bird?
6. Deaf means listening with your ____.
7. Benjamin says that everything about his girl is _____.
8. Benjamin's girl loves _____ light.

Down ↓

1. How old is Benjamin's Girl?
2. Benjamin's girl is as tall as mom's ____ tree.
3. The paper rectangles on her bedroom door have gold _____ on them.
4. Benjamin's girl's hearing aids are _____ and orange
5. She talks with her _____.
6. She also has super _____.
7. She listens with her ____ and nose.
8. Benjamin says that his girl is the _____ of his eye.

Imagination, writing, Deaf culture, theory of mind, drawing.

Let's be a Superhero!



If you could be a superhero, what would you call yourself? What would your superpower be?

What would your superhero clothes look like?

What superpowers do Deaf people have?

True or False?

Read these sentences and decide which are true and which are false. Mark the box with a ✓ for true or X for false.

Esther's favourite colour is yellow..... ☐

Benjamin enjoys being bathed..... ☐

Mom and Dad can sign..... ☐

Esther has special Deaf superpowers..... ☐

Hearing aids make you a hearing person..... ☐

Benjamin is six years old..... ☐

Esther is almost as tall as the rose tree..... ☐

On Tuesdays Esther does ballet..... ☐

The tooth mouse gave her R5 for her tooth... ☐

* What is your favourite colour?
* Ask your friends what their favourite colours are.

Different is Beautiful

ARTS + CULTURE · SASL · ENGLISH

Creativity, vocabulary, visual planning, expressive language, visual memory.

- Colour-in Esther's bedroom
- Describe her bedroom to a friend using SASL
- How many objects in Esther's bedroom start with 'B' in English?

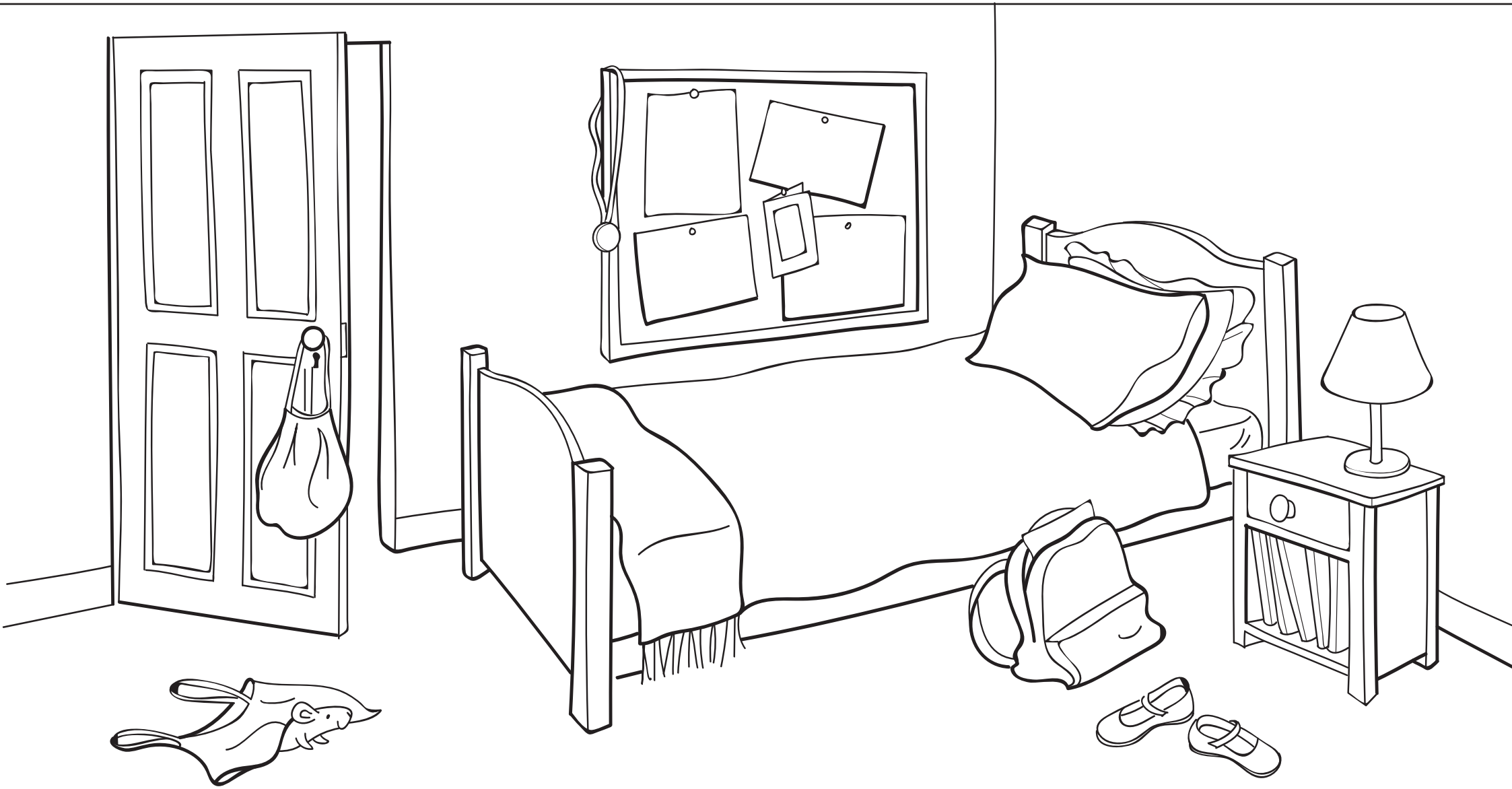

Counting, number recognition, matching, cutting and glueing, fine motor control, matching.

Counting

Strawberries have tiny seeds on their skin. Count the number of seeds on each strawberry. Cut out the numbers and glue them next to the strawberry with the matching number of seeds.





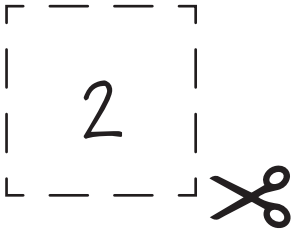





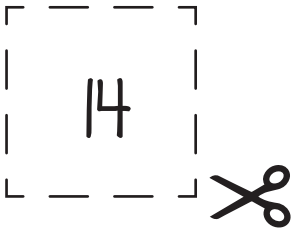





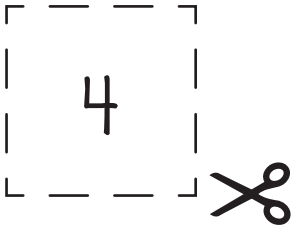





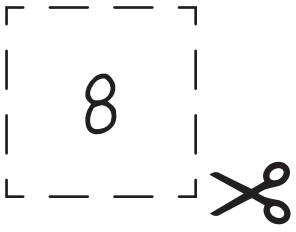

Always cut carefully

* Where are the seeds in apples, oranges, bananas, pineapples and mangos?

Reading, matching, critial thinking, vocabulary & visual discrimination.

Baththime Words

Find the words that do and don't belong in the bathtub.
Colour in all the baththime words in blue.

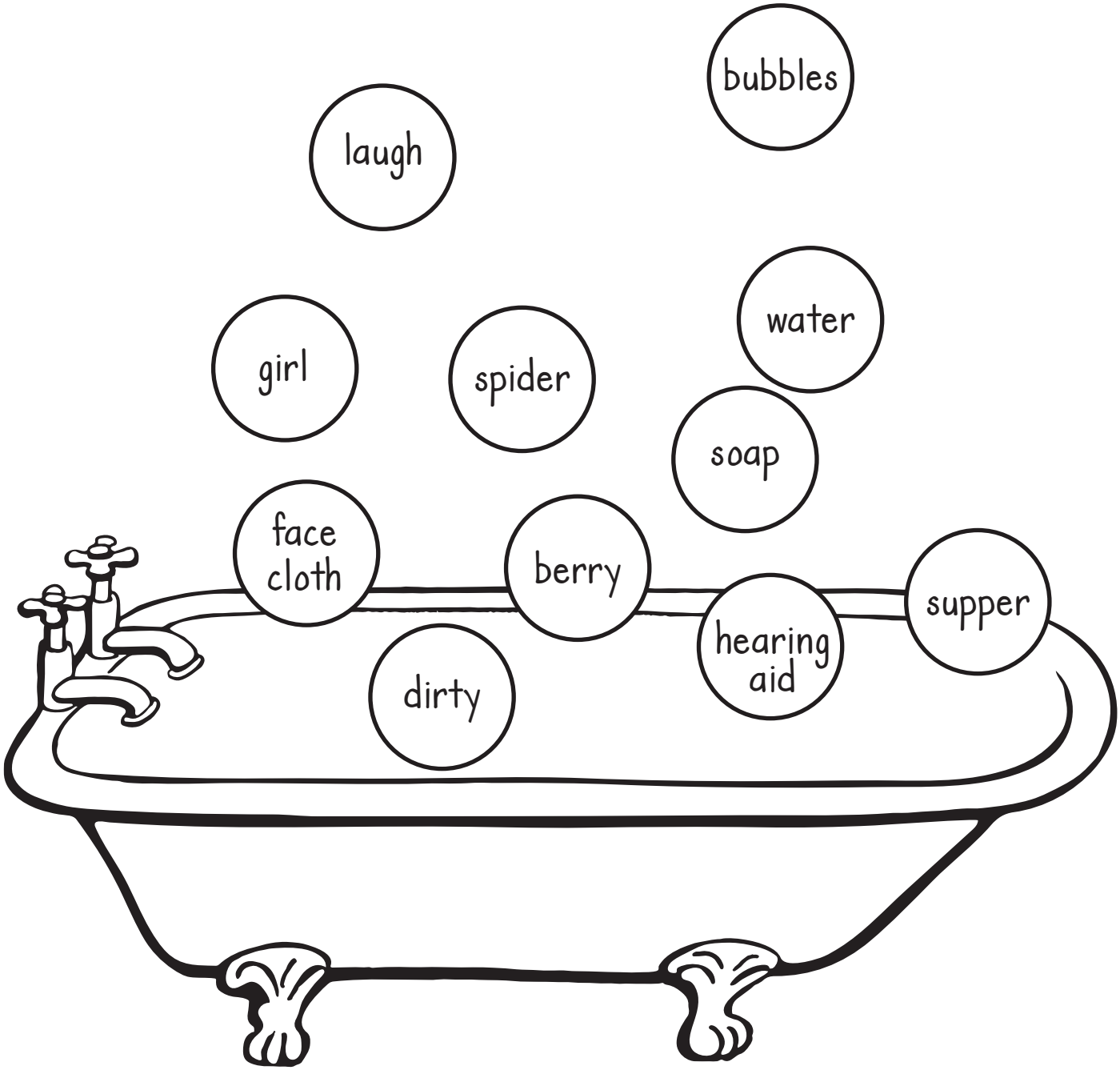

* Share what you do after baththime with your friend
* How many bubbles can you count?

Counting, spatial perception, sequencing numbers, fine motor control, cause and effect.

Be Brave! Join the Dots!

Join the dots by following the numbers in order. See what the picture is!



* Draw a picture of what mouse can see in the bubble above his head.

Movement, crossing midline, following the leader, gross motor control & hand-eye coordination.

A Song to Sign

Use SASL to sing, sign and enjoy this song. Add whole body movements to make it even more fun.



ME BRAVE
I am brave

ME BRAVE
I am brave

ME SCARED NO!
I'm not scared!



ME BRAVE
I am brave

ME BRAVE
I am brave

ME STRONG, YES!
I'm strong, YES!



HEAD, HEAD, HEAD
From my head

TOES, TOES, TOES
To my toes

(fingers crawl up to) HEART
Rising up to my heart



ME BRAVE
I am brave

ME STRONG
I am strong

YEAH!
YEAH!

* Can you sing this song in another South African Language?

Creepy Crawly Spider Maths

Use a number-line or counters to solve these maths problems. Help spider get all his feet.







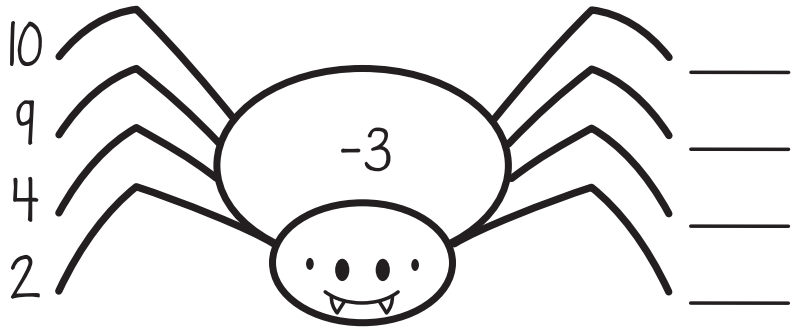

Number-line

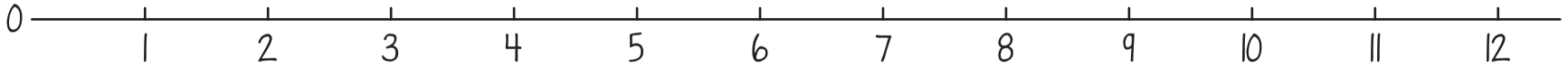

Hand-eye coordination, eye tracking, visual discrimination, spatial awareness.

Find the Strawberry

Help Esther find the strawberry. Follow the lines to see which one leads to the strawberry. Use a red crayon to make the line to the strawberry red.



Reading, counting, pattern identifcation, following instructions, colour names.

Colour by number

Look at the picture and colour it in by following the numbers and their colours.

1 = brown
2 = purple
3 = light green
4 = dark green
5 = red
6 = yellow
7 = blue
8 = peach



Emotional awareness, recognition of facial markers, theory of mind, vocabulary.

Feelings and Emotions

Match the words with Esther's emotions.

tired

brave

happy

thirsty

scared

sad













* Write a sentence for each of the pictures, using Esther's emotion.
* Can you think of the sign for each English word?

Sequencing, pattern recognition, ordering, retention of information, eye-tracking left to right, cutting.

Sequencing

Cut out the pictures and put them in the same order as the story.

1	2	3	4	5

Always cut carefully

Cutting along lines, story becomes physical, spider body parts, learning about nature.

Let's make a Spider

Cut out the parts of the spider. Use glue or split-pins to put the spider together. Hang your spider up with some string.



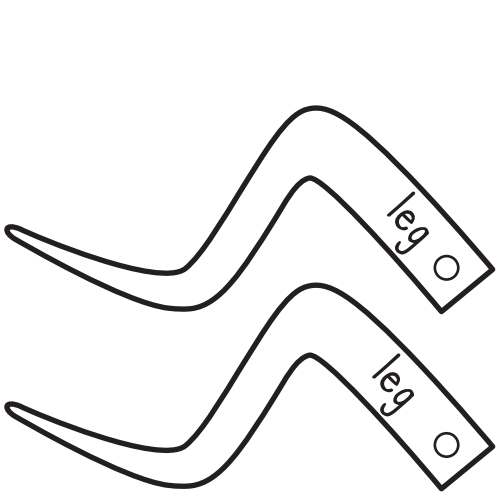

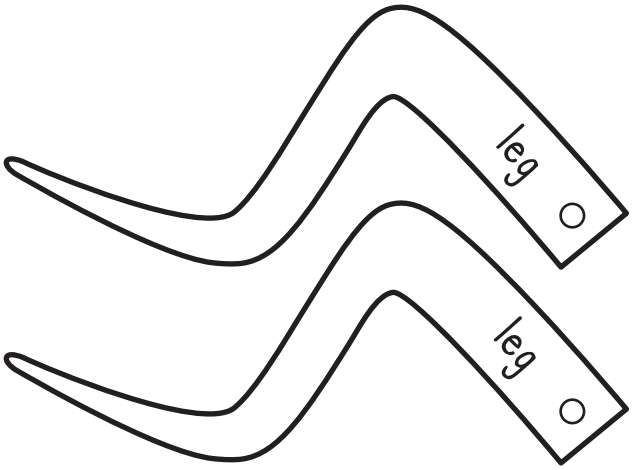



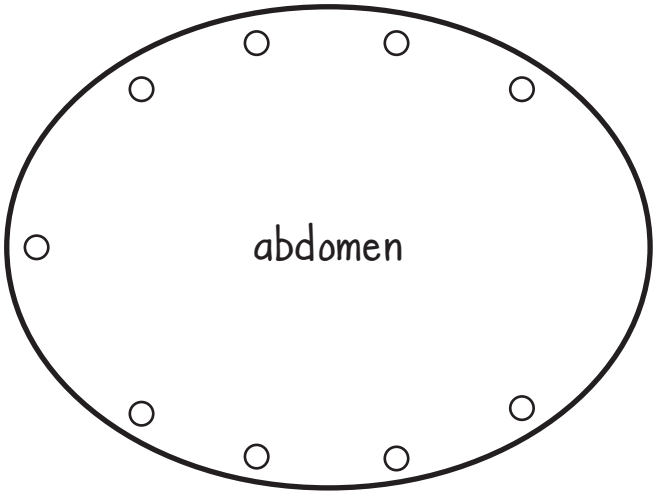

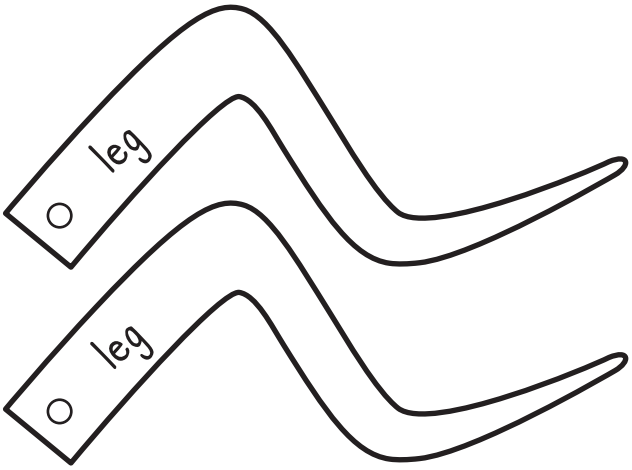

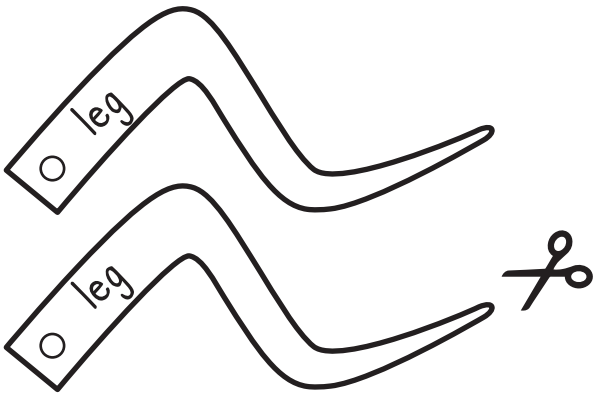

Make a Fruit Salad

Follow the recipe to make a delicious fruit salad.

You will need:

4 strawberries
1 banana
1 apple
1 pear
1 pineapple
6 grapes



Method:

1. Wash the strawberries and grapes.
2. Peel the banana, apple, pear and pineapple.
3. Cut all the fruit into small pieces.
4. Put all the pieces in a bowl.
5. Eat and enjoy!





Theory of mind, creative thinking, self image, confidence.

Being Brave

Draw a selfie of a time when you were brave and complete the #hashtag at the bottom.



Synonyms



Sometimes there are lots of words which mean nearly the same thing. These are called synonyms. Can you match these words with their more commonly used meanings?

Draw a line to show which words match. The words on the right can match more than one word on the left.

1. huge	horrible
2. horrid	green
3. raspy	harsh
4. ruby	teeth
5. critter	ugly
6. creepy	dirt
7. hideous	big
8. emerald	scary
9. squidgy	insect
10. grime	noisy
11. rowdy	red
12. fangs	soft

* Antonyms are words that mean the opposite. What is the antonym for dirty, ugly & noisy?

Reading, vocabulary development, visual discrimination, visual memory.



Word Search

Find the hidden words in the puzzel below.

F	R	I	D	A	Y	A	B	B	T	F	A	N	G	S
A	G	L	U	E	D	N	S	R	R	B	O	W	L	T
M	C	A	T	C	H	Y	M	A	O	U	E	C	G	R
I	Z	U	L	O	O	P	A	V	E	B	A	O	I	A
L	S	Q	U	E	E	Z	E	E	L	B	C	P	G	W
Y	K	C	I	T	S	P	L	M	E	L	O	E	G	B
M	I	R	S	N	P	H	A	P	P	Y	U	S	L	E
E	T	E	W	P	I	A	T	I	H	S	R	H	E	R
L	C	A	U	T	D	D	U	G	A	P	A	O	D	R
B	H	T	F	C	E	E	A	G	N	E	G	W	B	Y
B	E	U	R	I	R	D	C	Y	T	R	E	C	C	O
O	N	R	M	X	L	A	A	K	S	L	P	T	H	R
W	O	E	I	S	C	S	Q	U	A	W	K	S	I	E
Q	A	R	C	B	U	E	F	B	M	C	E	H	P	A
H	D	U	S	T	P	A	N	C	D	M	F	I	S	H

Friday
Fish
Chips
Family
Bowl
Strawberry
Sticky

Piggy
Hadedas
Squawks
Kitchen
Elephants
Spider
Step

Wobble
Fangs
Dustpan
Courage
Brave
Catchy
Squeeze

Bubbly
Happy
Fangs
Creature
Glued
Giggle
Show

Book Review



Title of this book: _____

Authors: _____

This book is about: _____

_____

_____

_____

_____

Draw a picture of your favourite part of the book.



Facing our Fears

Benjamin and Esther were afraid of what they thought was a big, dangeous spider. Draw and label a picture of some of the things that make you feel afraid.

* Who are some of the people you can talk to when you have a problem or feel afraid?

_____

_____

Along Came a Strawberry

ENGLISH

Reading, critical thinking, memory, visual planning, concentration.



Down ↓

1. Esther often askes for a big bowl of ----------.
2. After dinner it was --- time.
3. Esther thought a huge hairy ------ was on the kitchen wall.
4. Being afraid can be ------ like a cold.
5. When dad left the room Benjamin and Esther -------- tightly.
6. When mom and dad saw Esther being brave that helped them to be ----- too.

Across →

1. Esther's favourite food is ---- and chips.
2. Benjamin and his girl love ------ evenings.
3. Dad ----- backs Esther to her room for bed time.
4. ------- gather outside the window.
5. Esther sounded like a ----- of elephants dashing up the stairs.
6. Benjamin's knees began to ------- as he imagined the spider.
7. ------- helps us to feel brave even when we feel scared.
8. Esther's ---- are her ears too.
9. Esther is brave when she makes new -------.

More Synonyms

Synonyms are words that have nearly the same meaning.

Example: sqidgy means soft
rowdy means noisy



Write synonyms for the following words:

1. start _____
2. nice _____
3. small _____
4. fast _____
5. hug _____
6. big _____
7. worried _____
8. funny _____
9. popular _____
10. happy _____
11. gift _____
12. clever _____
13. pretty _____

Imagination, vocabulary expansion, problem solving.

Opposites

Words that are opposite to each other have different meanings.



Example: loud and quiet / soft and hard

Write opposites for the following words:

1. big _____
2. heavy _____
3. kind _____
4. happy _____
5. fast _____
6. hard _____
7. tall _____
8. wide _____
9. good _____
10. always _____
11. huge _____
12. laugh _____
13. up _____
14. open _____
15. young _____

Descriptive Words

Match the descriptive words to the animal.



slippery slithery



teeny tiny

horrible horrendous





big bouncy

grumpy grizzly



furry fluffy



perky prickly

* Give each animal a descriptive name using the same starting letter - eg. Prickly Percy the porcupine.

Counting Coins

Help Esther count her tooth mouse coins. If you want to, you can also draw the answers.

How many (R5) make R10? _____

How many (R2) make R6? _____

How many (R1) make R4? _____

How many (R2) make R8? _____

How many (R5) make R20? _____



* What would you do if you found R10 in our shoe?

Self-knowledge, counting, investigating, concept of time, self-esteem, engaging with parents.



My Birthday



My birthday is: _____
day month year

My mom's name is: _____

My dad's name is: _____

I was born in: _____

My full name is: _____

Let's pretend you are having a birthday party soon:

* Make a list of all the friends you would like to invite.
* Draw a picture of your party.

Food names, healthy vs unhealthy eating, reading, matching.

Birthday Breakfast

Colour the foods that Esther had for her birthday breakfast.



apple



honey



bacon



strawberry



ice-cream



orange juice

* What do you like to eat for breakfast?
* Write a shopping list of the ingredients you need to make your favourite breakfast.

Hand-eye co-ordination, cut and design, colour, design, imagination, invention, thoughtfulness.

Design a Tie

Design a tie for your dad, a special friend, grandpa or uncle to wear on their birthday or Father's Day.

Esther says think about...



* You can cut out the tie and use it as a bookmark.



Counting, 10 x table, link to story, numeracy in life.

Count in Tens

Fill in the missing numbers on the Christmas lanterns by counting in tens.



* Draw a table on the grass and put all your favourite party food on the table.

Eye-tracking, visual discrimination, left-to-right, lengthening attention span, reading, link to story.

Word-Search

Find the party words hidden in the present and circle them.

Birthday
Snowman
Party
Treats
Friends
Christmas
King
Crackers
Easter Bunny
Chocolate



A	J	B	K	C	L	M	O	M	E	N	F	O	K	I
J	B	I	R	T	H	D	A	Y	K	R	L	M	I	U
O	U	F	N	Q	X	R	E	S	Y	T	Z	U	N	N
G	I	H	C	Z	O	A	A	B	E	C	F	D	G	E
M	V	N	R	I	L	J	S	F	R	I	E	N	D	S
V	R	N	A	D	E	P	T	Q	M	R	C	E	Y	T
E	R	F	C	G	E	H	E	Z	E	A	H	B	M	C
N	N	O	K	G	E	H	R	I	T	J	R	L	A	H
W	I	X	E	P	L	Q	B	A	S	B	I	U	E	O
F	F	G	R	Y	T	Z	U	Q	U	R	S	D	L	C
M	O	N	S	O	P	B	N	P	A	R	T	Y	F	O
V	S	N	A	X	C	Y	N	I	V	J	M	T	O	L
N	Y	D	T	P	N	A	Y	G	T	U	A	X	L	A
W	K	X	E	Y	E	T	R	E	A	T	S	B	S	T
A	S	N	O	W	M	A	N	E	H	F	E	M	S	E

Different types of love, teaching caring displays of affection, reading, writing, theory of mind.

I Love You!

Choose 5 people or pets that you love. Write each one's name on a finger of the 'I love you' hand'.



Complete the sentences about why you love them. In the last 2 sentences write down why your friends and family love you.

I love _____ because _____

I love _____ because _____

I love _____ because _____

I love _____ because _____

I love _____ because _____

My friends love me because _____

My Mom and dad love me because _____

Link to story, numeracy in life, counting, mathematics skills.

Fun with number 7

Esther is turning 7 years old! Have fun with the number 7 and solve these maths problems.

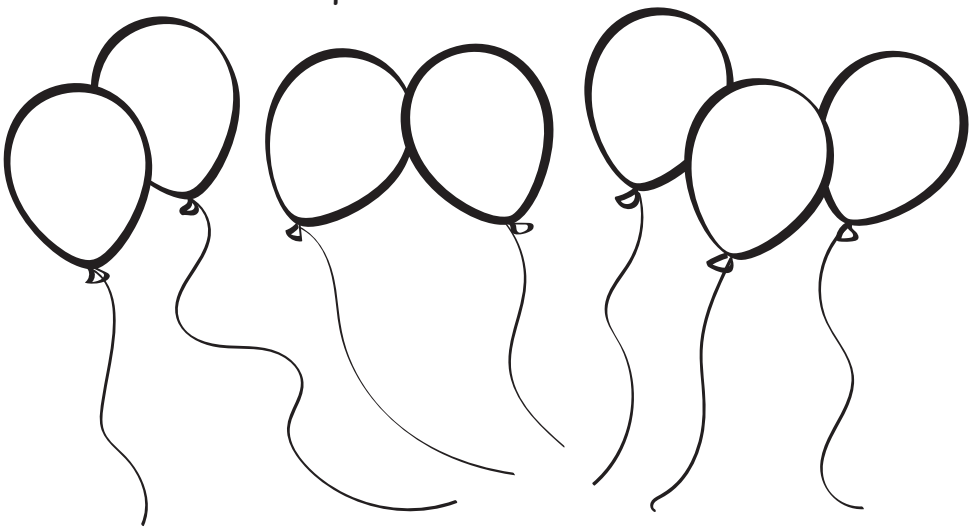

2 + 5 = ☐	7 - 0 = ☐
4 + 3 = ☐	7 - 3 = ☐
7 + 0 = ☐	7 - 6 = ☐
6 + 1 = ☐	7 - 4 = ☐

* How many presents are there? Add more until there are 7 presents.
* Draw 7 candles on the cake.



Pattern recognition, visual discrimination, eye-tracking, left-to-right.

Which One Doesn't Belong?

Cross out the picture that is different to the rest in each line.



* Count in 2's: Count the rabbit's ears.
* Count in 3's: Count the snowman's buttons.

Link English & SASL, Deaf culture, learn SASL, fine & gross motor control, appreciation of diversity.

Sing & Sign Happy Birthday

Learn the Signs for Happy Birthday and Sign it as a song.



happy birth -------- day to you,



happy birth -------- day to you,



happy birth -------- day to you,



happy birth -------- day to you!



Cutting, glueing, colouring, Deaf culture appreciation, Deaf pride.

Craft Time: Necklace

Make your own "I love you" necklace!

1. Cut out the "I love you" hand.
2. Fold it along the line and glue it together.
3. Colour both sides to make it extra special.
4. Cover it with sellotape, laminating or self adhesive plastic.
5. Punch a hole for the string to go through.
6. Thread string, wool or ribbon through the hole to make your necklace and tie a knot at the back. Don't tie it too tight.
7. Wear your necklace with pride!

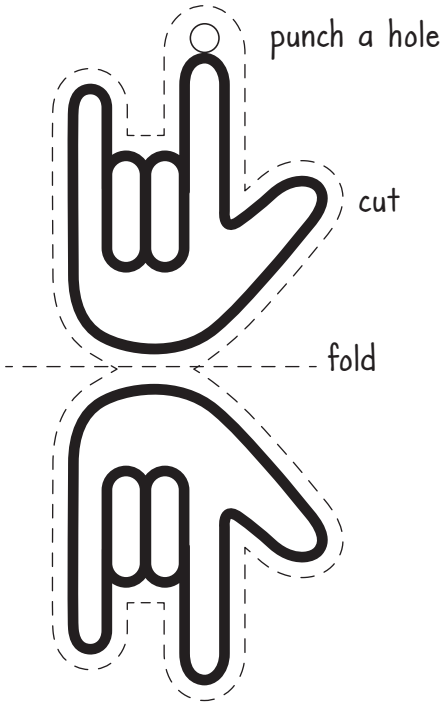

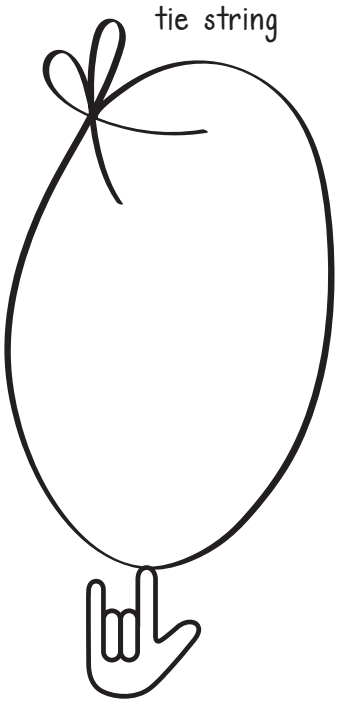

* Make a special "I love you" necklace for your Mom or friend.

Self-appreciation, self-awareness, self-esteem, identity, reading, writing, link to story.

I am Special!

Esther's Deafness makes her special. What makes YOU special? Draw yourself in the frame and write what makes you special.

I am special because:

_____

* Make a birthday card for a friend. Draw their picture and tell them why they are special.

Imagination, drawing, theory of mind, creative writing.

Best Present

Draw a picture of your favourite present.

Write a few lines explaining why it is your favourite present.

Different Gifts

Esther tells her friends,"the things that make us all different and unique are gifts too."

Write down some of the ways that you are a gift to your friends.

Draw a picture to explain one of your gifts.

Imagination, creative writing, vocabulary expansion, problem solving.

Personification



There are many examples of personification in this story. Can you think of some examples? Draw a picture with your written example.

Example:

1.



The long fingers of the morning sun reached in for a tickle.

2.

3.

4.

Eye-tracking, visual discrimination, left-to-right, lengthening attention span, reading, link to story.



Wordsearch

Find the hidden words in the puzzel below.

F	B	P	E	N	D	A	N	T	A	G	O
R	U	L	H	I	B	R	A	V	E	Z	F
I	N	U	P	U	R	P	L	E	J	P	I
E	N	M	K	T	I	C	K	L	E	R	S
N	Y	P	S	Y	L	Z	B	V	Q	E	H
D	P	B	E	E	S	T	H	E	R	S	I
S	B	K	V	N	J	P	T	T	B	E	N
G	A	T	E	C	R	A	S	H	I	N	G
D	S	Y	N	X	L	R	Q	T	R	T	G
E	K	E	M	O	M	T	F	D	T	V	E
A	E	N	C	R	A	Y	C	B	H	I	B
F	T	O	Q	E	K	P	H	N	D	A	D
D	H	H	F	G	I	F	T	N	A	E	X
C	H	R	I	S	T	M	A	S	Y	F	R
Z	S	X	U	N	O	I	S	Y	N	A	L

Present	Birthday	Brave	Purple	Esther
Gift	Seven	Friend	Velvet	Honey
Tickle	Dad	Gatecrashing	Pendant	Mom
Noisy	Christmas	Chocolate	Plump	Egg
Deaf	Tie	Basket	Fishing	Bunny

The Present

ENGLISH

Reading, critical thinking, memory, visual planning, concentration.



Down ↓

1. Esther is woken up ach day by the long fingers of the morning ___.
2. When Esther is older she will have an alarm clock that _____.
3. Dad wears a special ___ when it is Esther's birthday.
4. Esther's gift was inside a _____ box.
5. Esther likes to eat her eggs with _____.
6. Esther and mom had to prepare for the _____.
7. Esther's theme for her party is _____.
8. ____ gave mom and dad an exciting adventure.
9. One of Esther's friends wore a big ___ nose.
10. Another friend dressed up as a _____.
12. The things that make us unigue are _____ to others.

Across →

1. Today is Esther's _____.
2. A purple _____ was tied to the birthday chair.
3. She was given a special silver _____ from mom and dad.
4. Esther is now _____ years old.
5. Dad's favourit present when he was a boy was his _____.
6. Esther loves _____ eggs.
7. Mom and dad _____ a favourite gift.

Book Review



Title of this book: _____

Authors: _____

This book is about: _____

_____

_____

_____

_____

Draw a picture of your favourite part of the book.

Emotional intelligence, vocabulary, expressive skills.

Grades of Emotions #1

Emotions can be felt in varying degrees of intensity.



Match the face with the strength of the emotion or feeling and fill in the face number in the space provided.

happy____ delighted____ thrilled____

sad____ sorrowful____ heart-broken____



Emotional intelligence, vocabulary, expressive skills.

Grades Of Emotions #2



Match the face (number) with the emotion or feeling.

worried___ anxious___ stressed___

angry___ furious___ livid___

hopeful___ excited___ ecstatic___



















Visual discrimination, expressive language, fine motor, theory of mind, comparisons.

Spot The Difference

Circle the 8 differences between these 2 pictures.





* Describe the room to a friend in SASL.
* Colour in the lampshade and schoolbag blue, door knob red, medal yellow and the rest in pink.