

https://dspace.org/

The synthesis of 8-substituted indolizidines from enaminone precursors

Sultan, Saleem Syed

2012-07-05
http://hdl.handle.net/10539/11615

Downloaded from a DSpace repository. https://dspace.org/

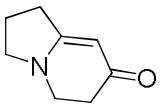

54

SCAN GRAPH. Flagging=Low Resolution M/z. Highlighting=Base Peak.

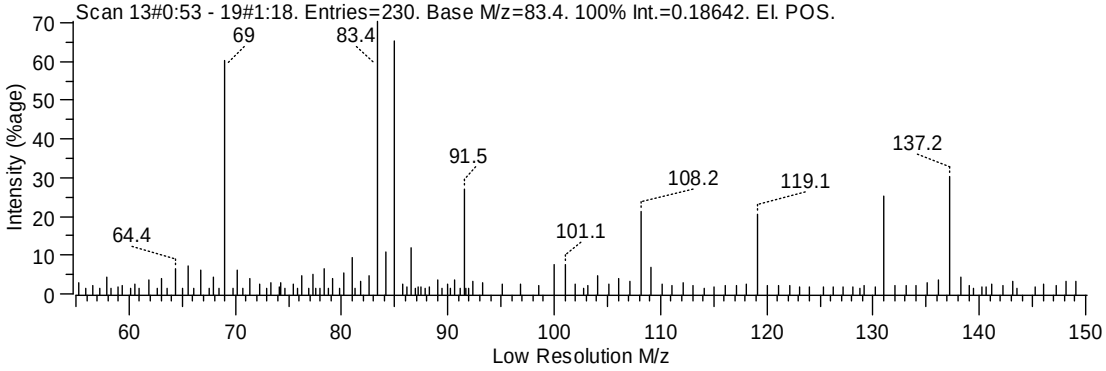

SCAN GRAPH. Flagging=High Resolution M/z. Ctd=[Thr:1000µV, Min.Hgt:1000µV, Min.Wid(Mlt):10(7), Inc:50%, Res:1%]. Hi

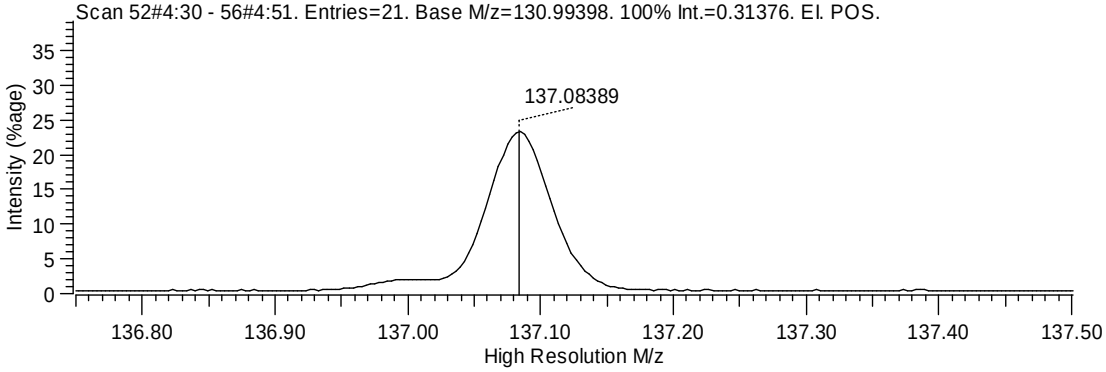

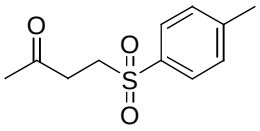

74

SCAN GRAPH. Flagging=Low Resolution M/z. Ctd=[Thr:1000µV, Min.Hgt:1000µV, Min.Wid(Mlt):10(7), Inc:50%, Res:10%]. H
Scan 19#1:10 - 28#1:44. Entries=690. Base M/z=90.6. 100% Int.=0.78848. EI. POS.

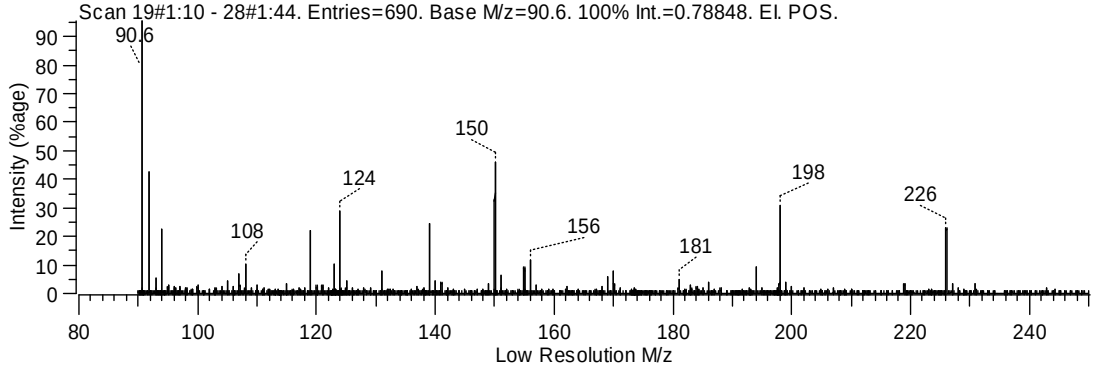

SCAN GRAPH. Flagging=High Resolution M/z. Ctd=[Thr:1000µV, Min.Hgt:1000µV, Min.Wid(Mlt):10(7), Inc:50%, Res:1%]. Hi
Scan 13#1:07. Entries=46. Base M/z=226.0663. 100% Int.=0.31616. EI. POS.

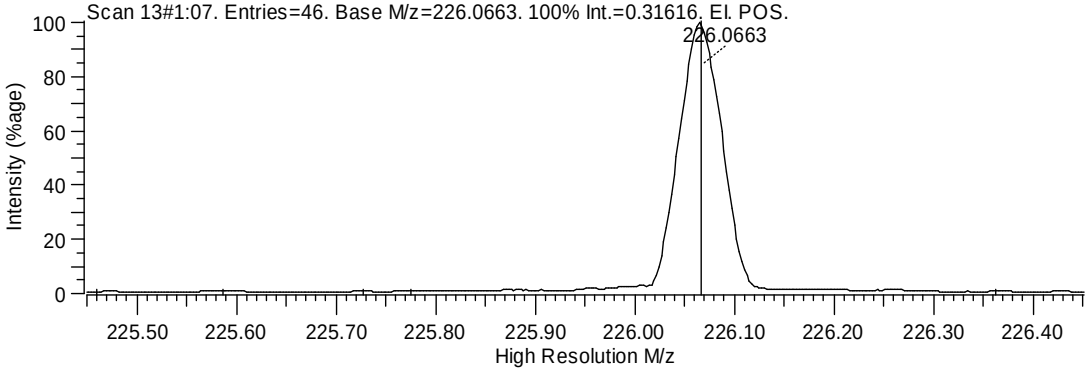

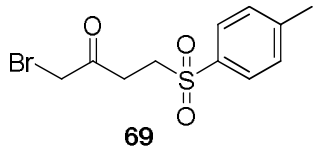

69

274_HR-c1 #22 RT: 0.56 AV: 1 NL: 1.63E5
T: + c EI Full ms [289.50-321.50]

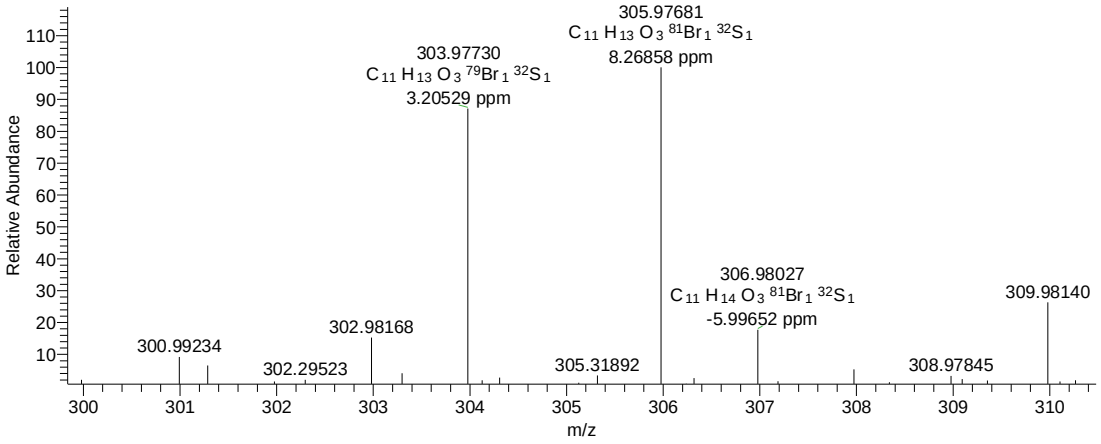

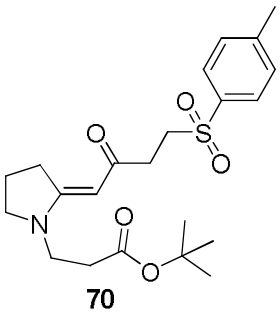

70

280_2_HR-c1 #51 RT: 0.98 AV: 1 NL: 2.08E7
T: + c EI Full ms [402.50-434.50]

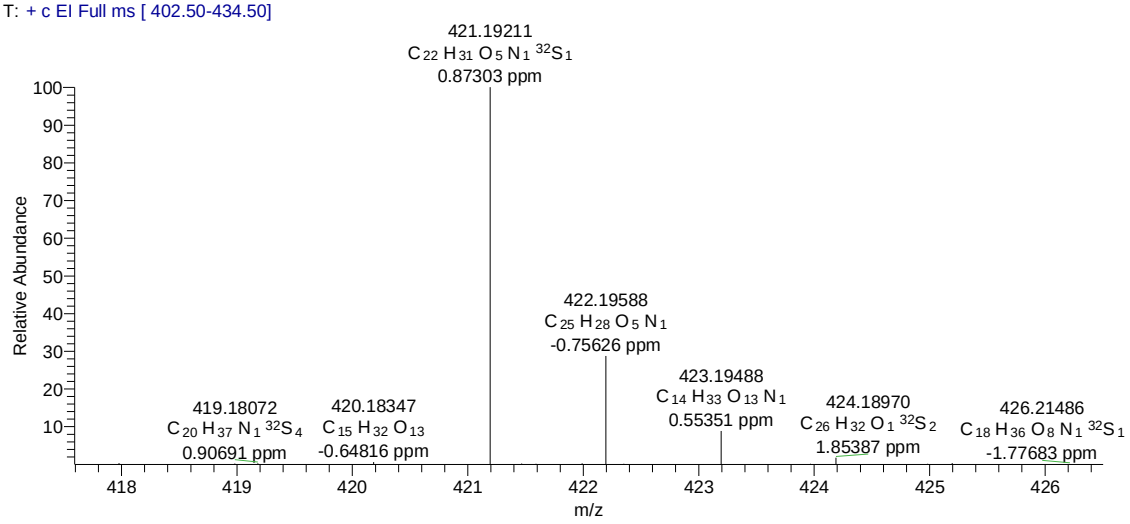

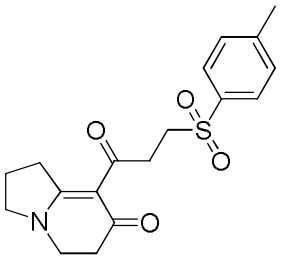

71

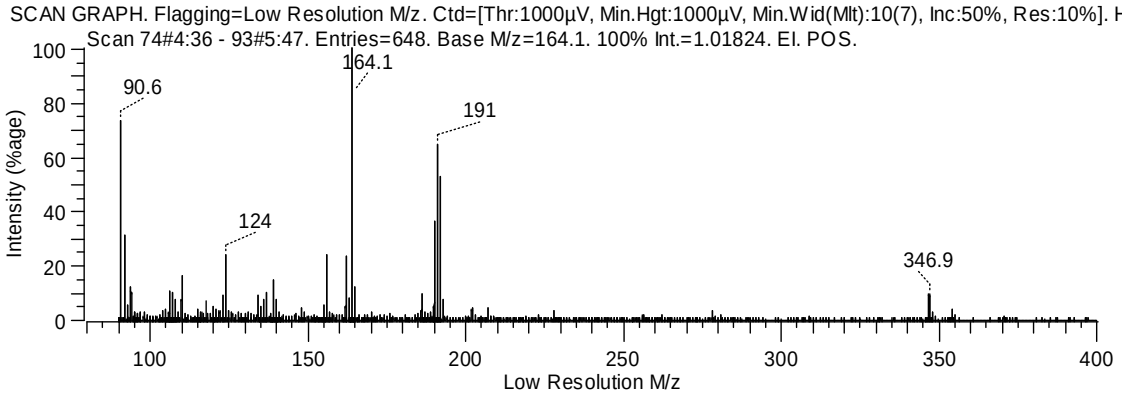
SCAN GRAPH. Flagging=Low Resolution M/z. Ctd=[Thr:1000µV, Min.Hgt:1000µV, Min.Wid(Mlt):10(7), Inc:50%, Res:10%]. H
Scan 74#4:36 - 93#5:47. Entries=648. Base M/z=164.1. 100% Int.=1.01824. EI. POS.
Intensity (%age)
Low Resolution M/z
90.6
124
164.1
191
346.9

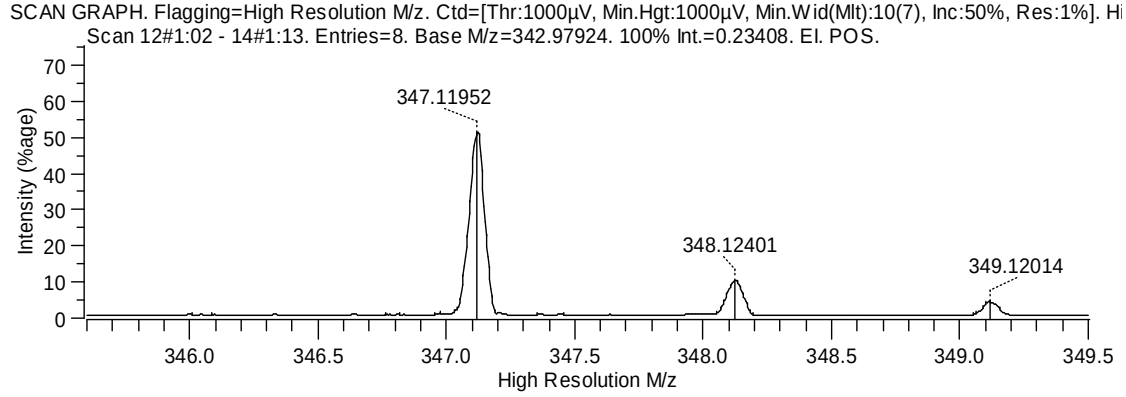
SCAN GRAPH. Flagging=High Resolution M/z. Ctd=[Thr:1000µV, Min.Hgt:1000µV, Min.Wid(Mlt):10(7), Inc:50%, Res:1%]. Hi
Scan 12#1:02 - 14#1:13. Entries=8. Base M/z=342.97924. 100% Int.=0.23408. EI. POS.
Intensity (%age)
High Resolution M/z
347.11952
348.12401
349.12014

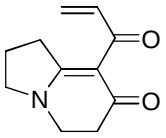

72

391_HR-c2 #59-80 RT: 1.14-1.56 AV: 22 NL: 2.83E6
T: + c EI Full ms [179.50-194.50]

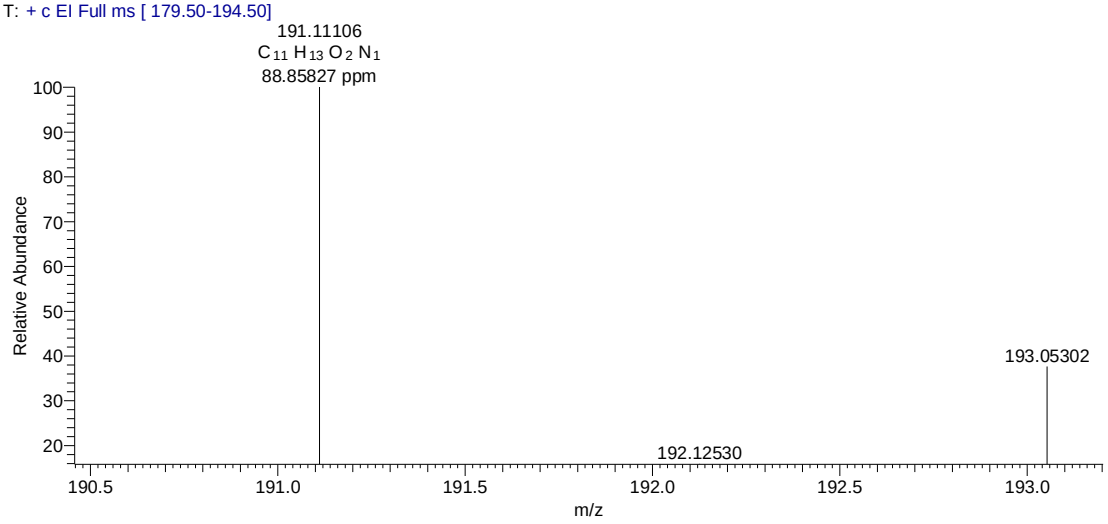

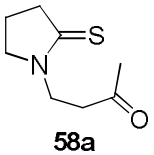
S
N
O

58a

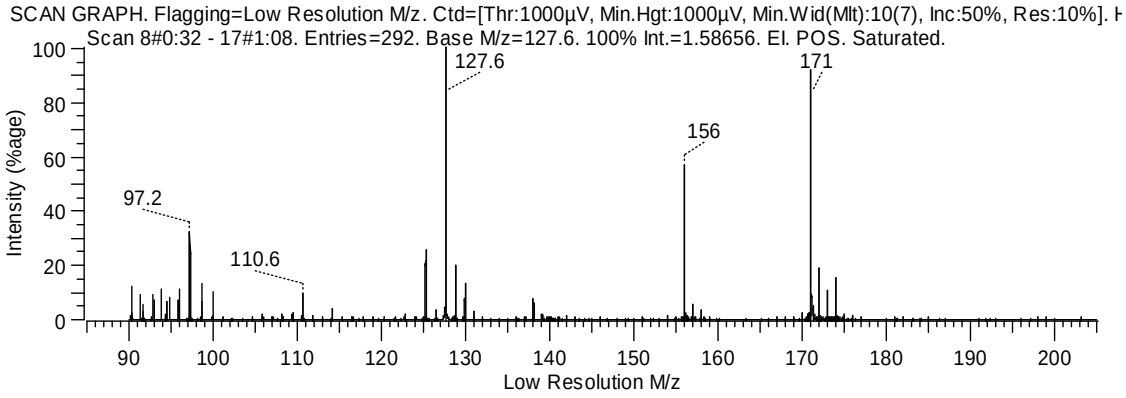
SCAN GRAPH. Flagging=Low Resolution M/z. Ctd=[Thr:1000µV, Min.Hgt:1000µV, Min.Wid(Mlt):10(7), Inc:50%, Res:10%]. H
Scan 8#0:32 - 17#1:08. Entries=292. Base M/z=127.6. 100% Int.=1.58656. EI. POS. Saturated.
Intensity (%age)
Low Resolution M/z
127.6
171
156
97.2
110.6

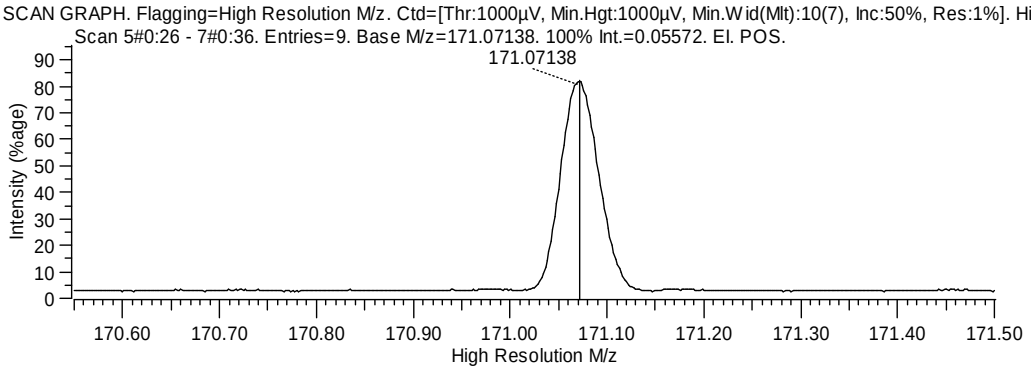
SCAN GRAPH. Flagging=High Resolution M/z. Ctd=[Thr:1000µV, Min.Hgt:1000µV, Min.Wid(Mlt):10(7), Inc:50%, Res:1%]. Hi
Scan 5#0:26 - 7#0:36. Entries=9. Base M/z=171.07138. 100% Int.=0.05572. EI. POS.
Intensity (%age)
High Resolution M/z
171.07138

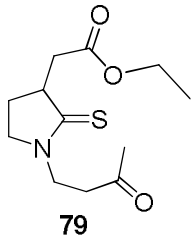

79

371_HR3-c1 #41-51 RT: 0.74-0.92 AV: 11 NL: 3.19E6
T: + c EI Full ms [252.50-271.50]

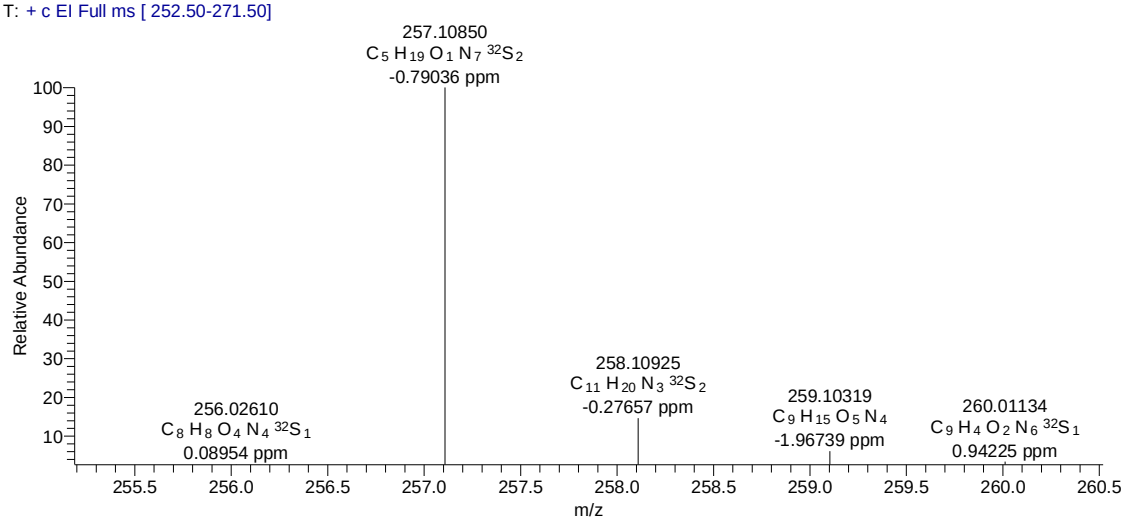

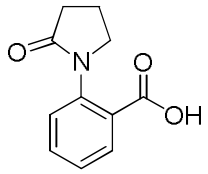
O
N
O
OH

93

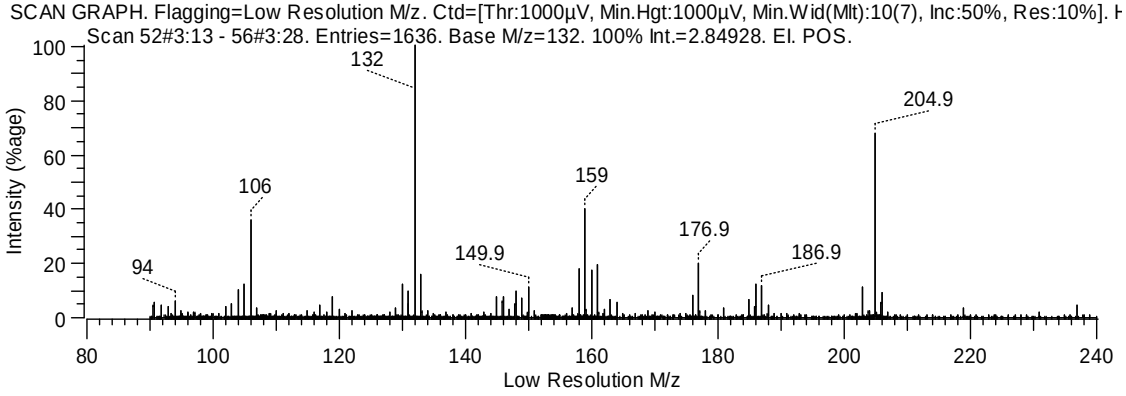
SCAN GRAPH. Flagging=Low Resolution M/z. Ctd=[Thr:1000µV, Min.Hgt:1000µV, Min.Wid(Mlt):10(7), Inc:50%, Res:10%]. H
Scan 52#3:13 - 56#3:28. Entries=1636. Base M/z=132. 100% Int.=2.84928. EI. POS.
Intensity (%age)
Low Resolution M/z
132
204.9
106
159
176.9
149.9
186.9
94

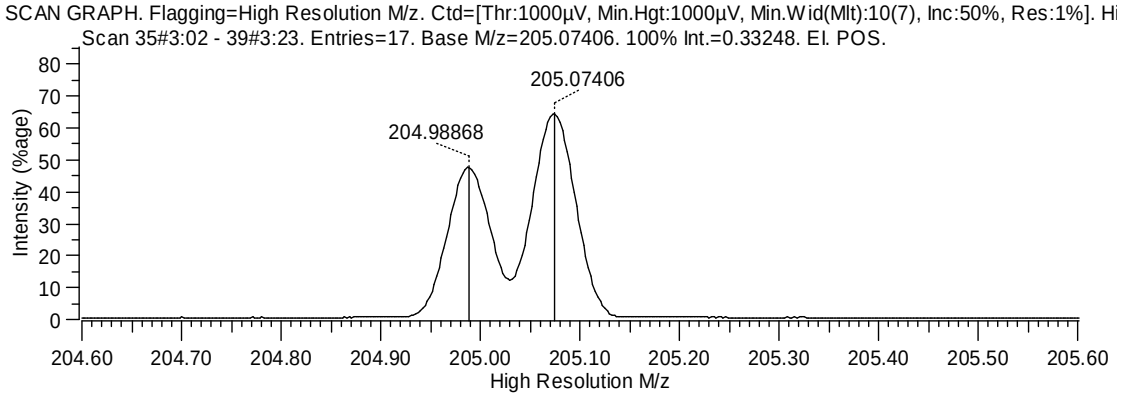
SCAN GRAPH. Flagging=High Resolution M/z. Ctd=[Thr:1000µV, Min.Hgt:1000µV, Min.Wid(Mlt):10(7), Inc:50%, Res:1%]. Hi
Scan 35#3:02 - 39#3:23. Entries=17. Base M/z=205.07406. 100% Int.=0.33248. EI. POS.
Intensity (%age)
High Resolution M/z
205.07406
204.98868

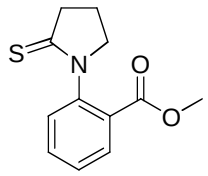

64

165_HR-c1 #9 RT: 1.31 AV: 1 NL: 1.46E6
T: + c EI Full ms [229.50-257.50]

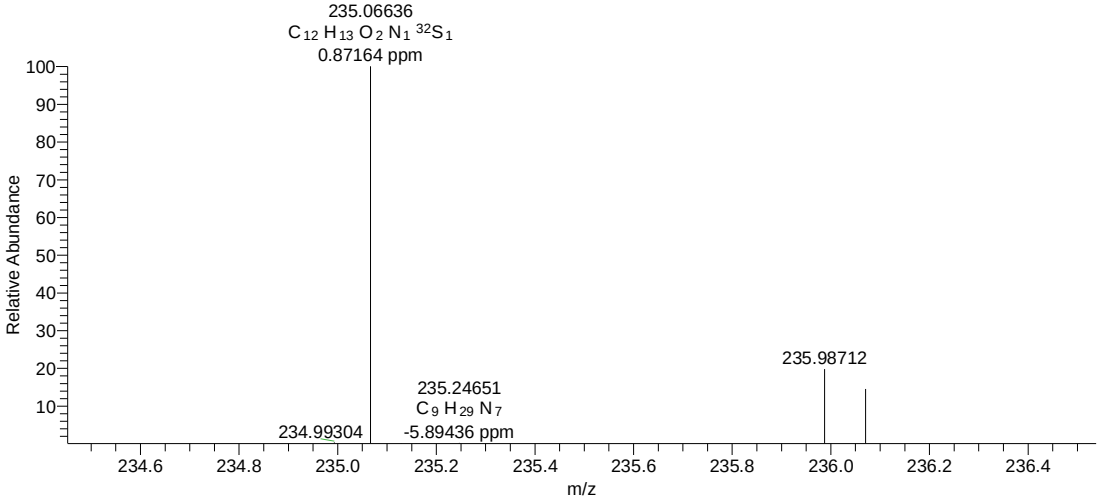

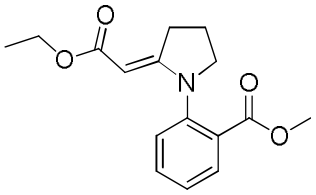

65

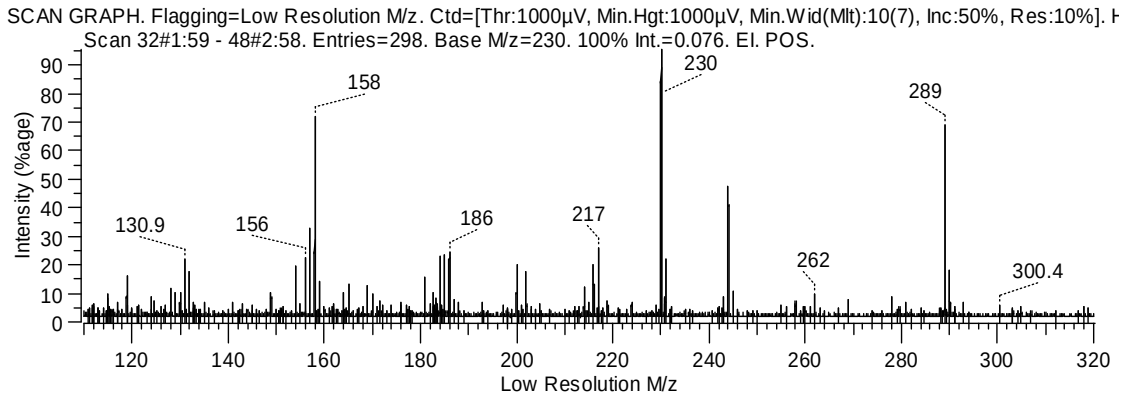
SCAN GRAPH. Flagging=Low Resolution M/z. Ctd=[Thr:1000µV, Min.Hgt:1000µV, Min.Wid(Mlt):10(7), Inc:50%, Res:10%]. H
Scan 32#1:59 - 48#2:58. Entries=298. Base M/z=230. 100% Int.=0.076. EI. POS.
Intensity (%age)
Low Resolution M/z
130.9
156
158
186
217
230
262
289
300.4

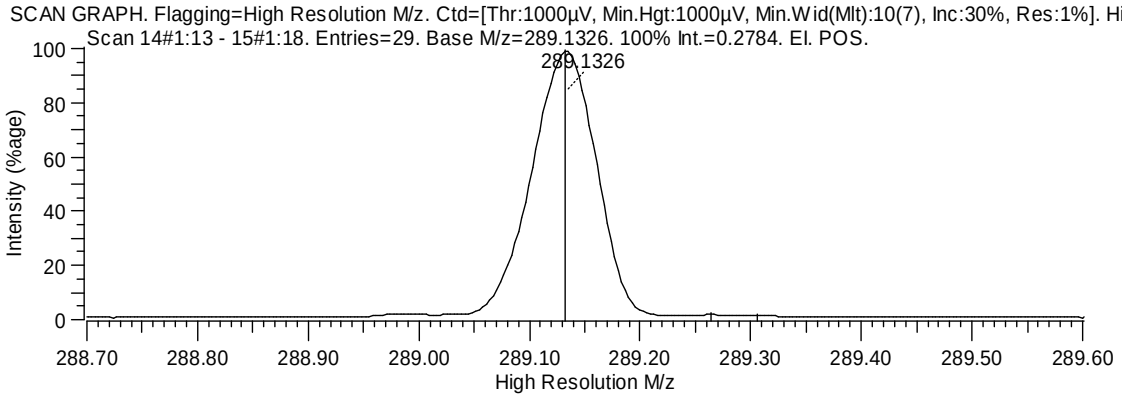
SCAN GRAPH. Flagging=High Resolution M/z. Ctd=[Thr:1000µV, Min.Hgt:1000µV, Min.Wid(Mlt):10(7), Inc:30%, Res:1%]. Hi
Scan 14#1:13 - 15#1:18. Entries=29. Base M/z=289.1326. 100% Int.=0.2784. EI. POS.
Intensity (%age)
High Resolution M/z
289.1326

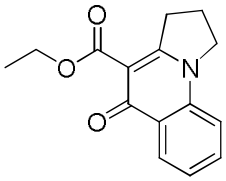

49

188_HR3-c1 #52 RT: 0.94 AV: 1 NL: 1.14E6
T: + c EI Full ms [252.50-271.50]

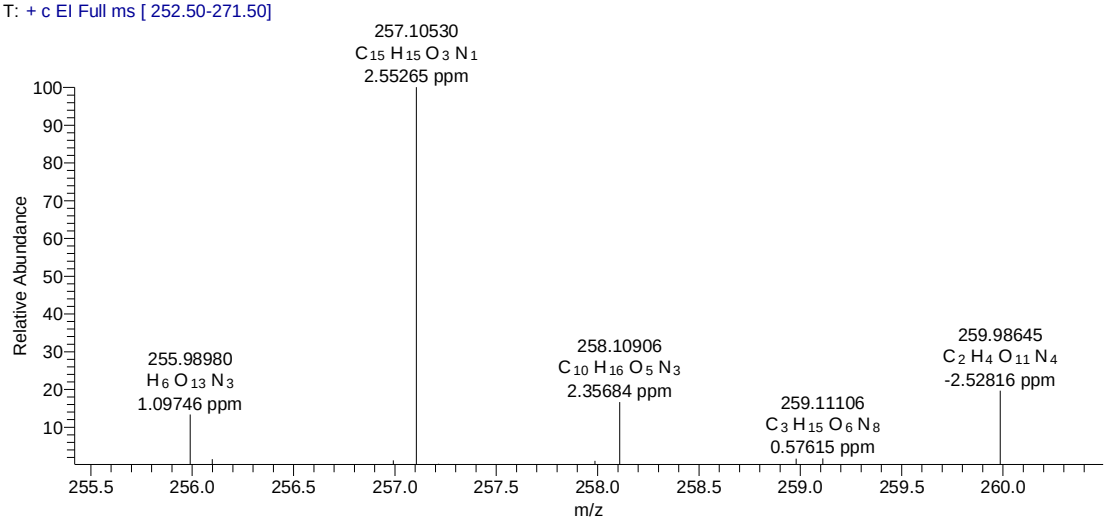

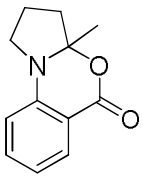

98

219_HR3-c1 #38 RT: 0.73 AV: 1 NL: 3.48E5
T: + c EI Full ms [191.50-207.50]

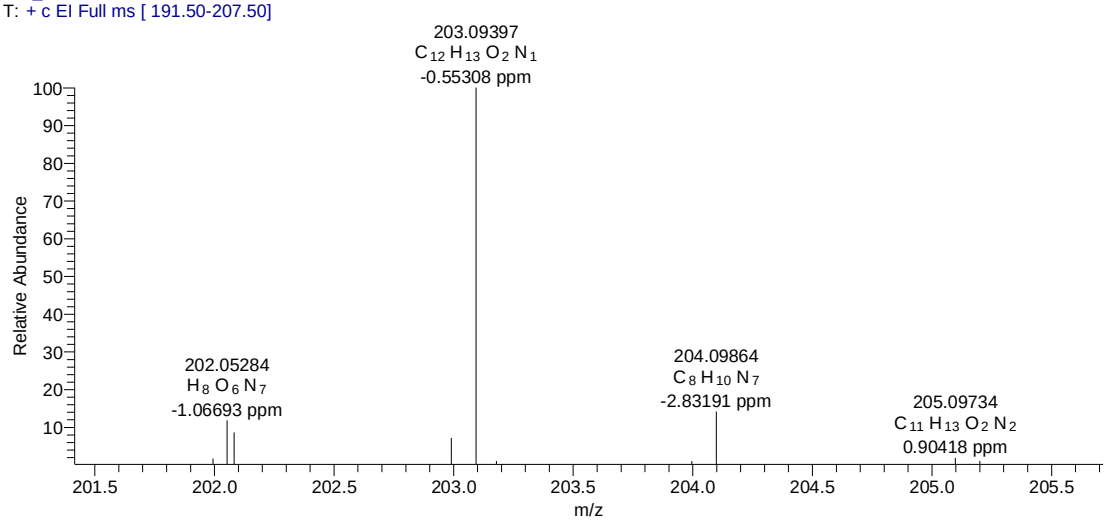

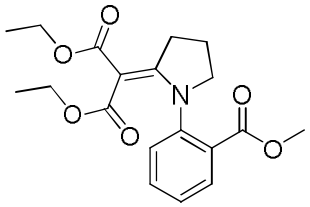

100

496_HR3-c3 #17 RT: 1.66 AV: 1 NL: 9.02E5
T: + c EI Full ms [353.50-371.50]

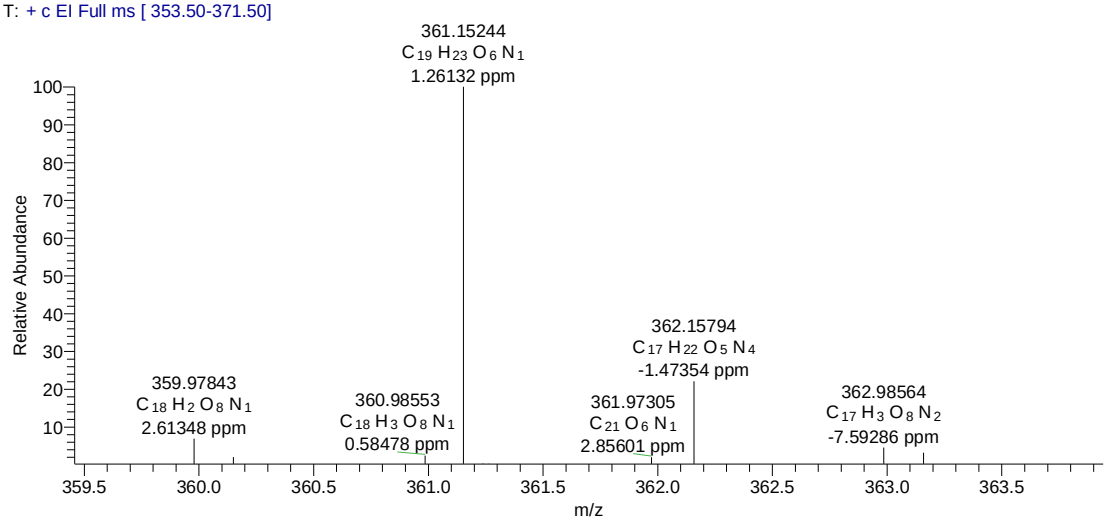

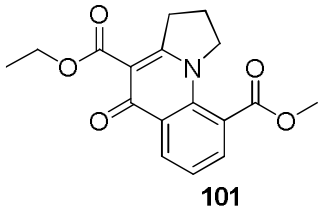

101

644_HR-c2 #21 RT: 2.07 AV: 1 NL: 1.28E5
T: + c EI Full ms [302.50-321.50]

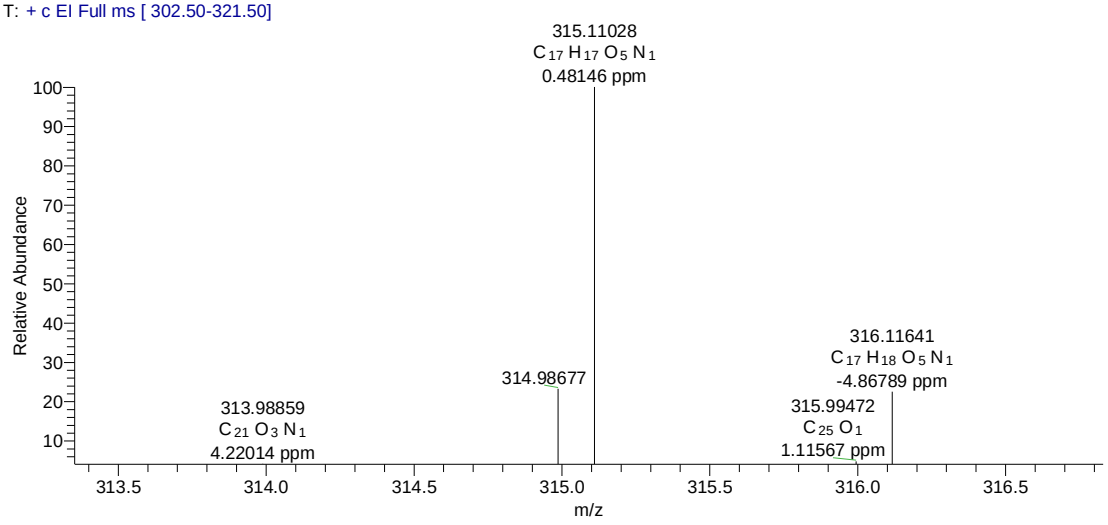

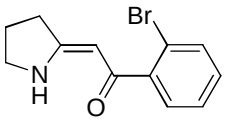
Br
N
H
O

103

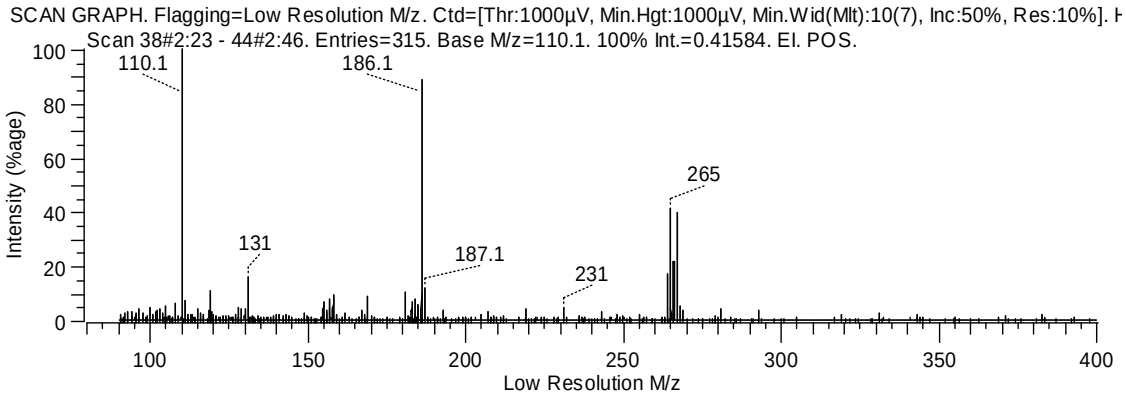
SCAN GRAPH. Flagging=Low Resolution M/z. Ctd=[Thr:1000µV, Min.Hgt:1000µV, Min.Wid(Mlt):10(7), Inc:50%, Res:10%]. H
Scan 38#2:23 - 44#2:46. Entries=315. Base M/z=110.1. 100% Int.=0.41584. EI. POS.
110.1
186.1
265
131
187.1
231
Intensity (%age)
Low Resolution M/z

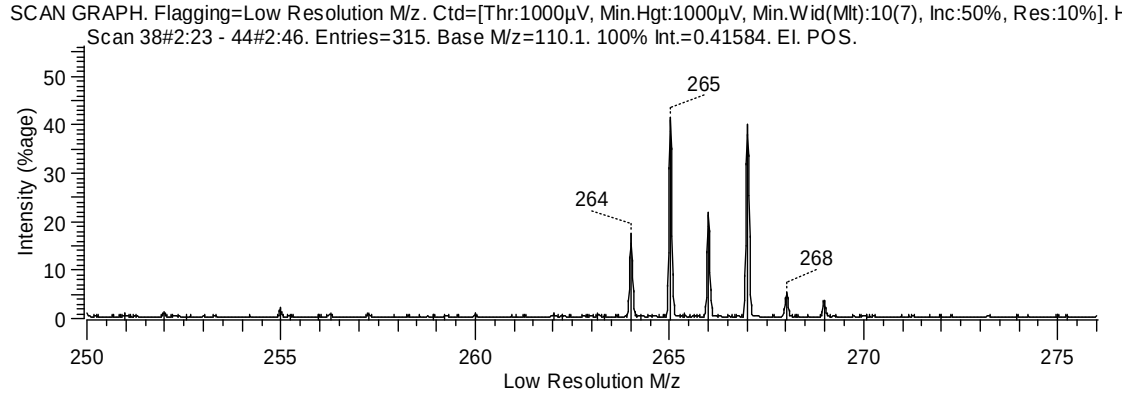
SCAN GRAPH. Flagging=Low Resolution M/z. Ctd=[Thr:1000µV, Min.Hgt:1000µV, Min.Wid(Mlt):10(7), Inc:50%, Res:10%]. H
Scan 38#2:23 - 44#2:46. Entries=315. Base M/z=110.1. 100% Int.=0.41584. EI. POS.
265
264
268
Intensity (%age)
Low Resolution M/z

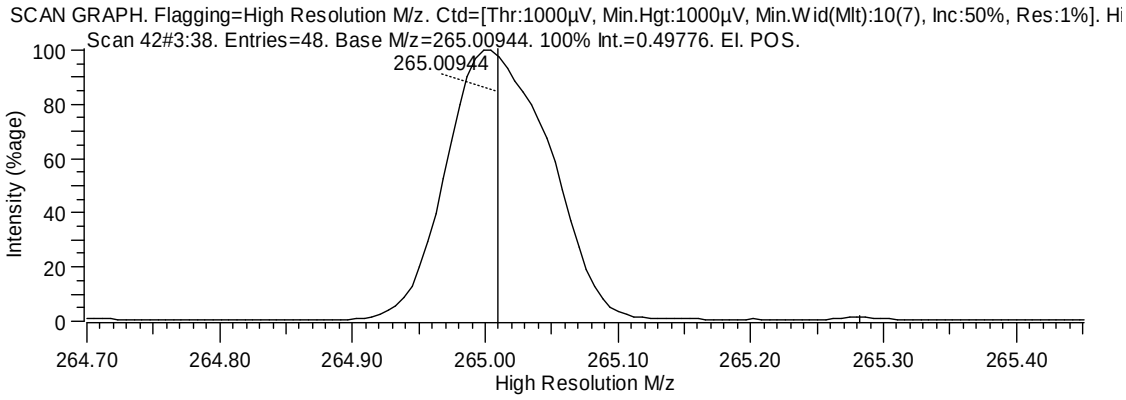
SCAN GRAPH. Flagging=High Resolution M/z. Ctd=[Thr:1000µV, Min.Hgt:1000µV, Min.Wid(Mlt):10(7), Inc:50%, Res:1%]. Hi
Scan 42#3:38. Entries=48. Base M/z=265.00944. 100% Int.=0.49776. EI. POS.
265.00944
Intensity (%age)
High Resolution M/z