

https://dspace.org/

Wits Architecture Student Works 1922-1980. Radomsky, H. 1933. A Residential Group for a College, ground floor plan, drawing I; A Residential Group for a College, drawing II. BArch IV.

Radomsky, H

2014-11-12
http://hdl.handle.net/10539/15869

Downloaded from a DSpace repository. https://dspace.org/

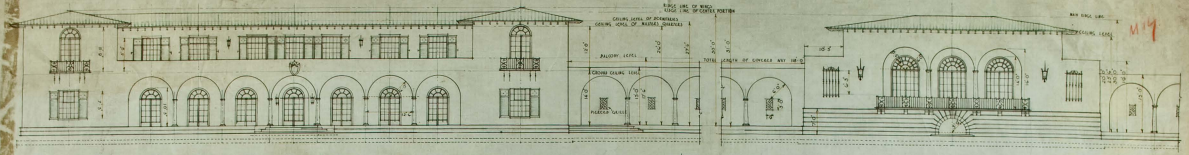

NORTH · ELEVATION · OF · HOSTEL · NORTH · ELEVATION · OF · HOSTEL · COVERED · WAY · & · DINING · HALL

A · RESIDENTIAL · GROUP · FOR · A · COLLEGE ·

WORKING · DRAWING · SCALE 4 FEET · 1 INCH ·

NOTE ALL OPENINGS ARCHED HAVE SEMICIRCULAR ARCHES
SINGLE DOORS ARE FLUSH PANEL TYPE, DOUBLE DOORS
OPENING INWARDS UNLESS OTHERWISE SHOWN.
STAIRCASE OF CONCRETE CUT IN STEP THROUGHOUT WITH
PATENT NON-SLIP TREADS. SINGLE & DOUBLE DOORS
ALL FITTED WITH HANGERS ETC. EXCEPT WHERE OTHERWISE
SHOWN OR DIRECTED.

GROUND FLOORS TO COMMON ROOMS, MASTERS' ROOMS, CHANGING ROOMS, HALL ETC. TO BE LAID FLOORS TO WARDENS SUITE, MASTERS' ROOMS, & PORTERS' ROOM IN WOOD PICKEL LAID AS PER DRG. NO 1 WITH BORDER ALL CORRIDORS, VERANDAHS & VERANDAH STEPS, FLOOR TO WOOD FILLETS TO BE LAID TO FALL AS INDICATED. ALL FLOORS OF BATHROOMS, LAVATORIES, CLOAKS, BATHROOMS ETC. IN NEW QUARD TILES & TILES TO CONCRETE KANS, DINING HALLS VERANDAH, ETC. BALCONY TO HOSTELS IN 9"x9" ITALIAN TILES WITH 2" SKIRTINGS IN 3-1 CEMENT MORTAR. BATH & FOOT BOARDS IN GRANO FINISH.

WALLS TO LAVATORIES, CLOAKS ETC. IN 4½ THK. PICKEL FACED BRICK WORK TO BE FINISHED WITH GLAZED TILES TO A HEIGHT OF 7'0" ABOVE FLOOR LEVEL WALLS TO KITCHEN IN 6"x6" WHITE MOLDAN TILES TO CEILING LEVEL DRESSING OFFICERS' ROOM WALLS TO BE FINISHED EXTERNALLY IN 3" & 4" MORTARLY IN 3" PLASTER TINTED CREAM.

ROOFS TO ROOFS TO BE 3'-6" ABOVE CEILING LEVEL. ALL ROOFS EXCEPT KITCHEN, TO BE TAKEN TO A PITCH TOTAL PROJECTION OF EAVES TO HOSTELS 3'-6" INTO DINING HALL 4'-0"
ALL ROOFS TO BE CONSTRUCTED IN 4"x2" TIMBERS, UNLESS OTHERWISE STATED, WITH 24 G. BATTENS GALVANISED SHEET IRON & 24 G. CORRUGATED PATTERN, COVERED WITH MACHINE MADE SEMICIRCULAR, SEA GRASS TILES. BALCONY TO HOSTELS TO BE ROOFED WITH A LARGE, OF 24 G. SHEET IRON.

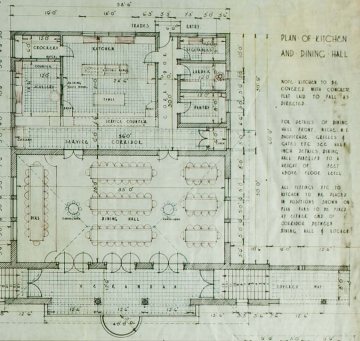

PLAN OF KITCHEN AND DINING HALL

ROOF KITCHEN TO BE CONCEIVED WITH CONCRETE FLAT LAID TO FALL AS DIRECTED.

FOR DETAILS OF DINING HALL PATENT WINDOWS, SHUTTERS, GRILLES & SHUTTERS ETC. SEE DETAILS. DINING HALL PARALLEL TO A HEIGHT OF FEET ABOVE FLOOR LEVEL.

ALL FITTINGS ETC. TO KITCHEN TO BE PLACED IN POSITIONS SHOWN ON PLAN. PANS TO BE FIXED AT LEVELS AND AS DIRECTED BY PORTER DINING HALL & KITCHEN.

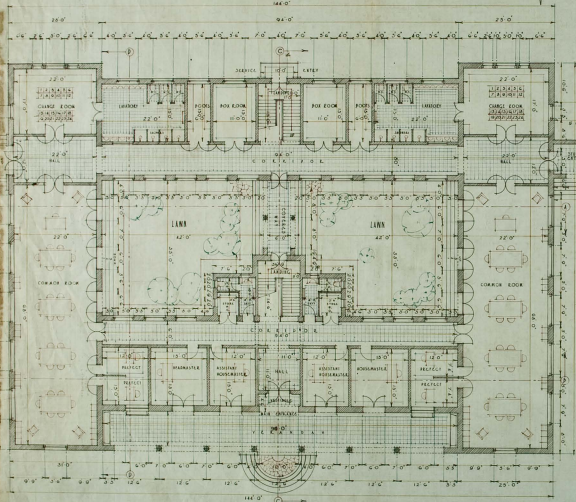

GROUND · FLOOR · PLAN

NOTE FIGURED DIMENSIONS TO BE TAKEN IN PREFERENCE TO SCALED MEASUREMENTS

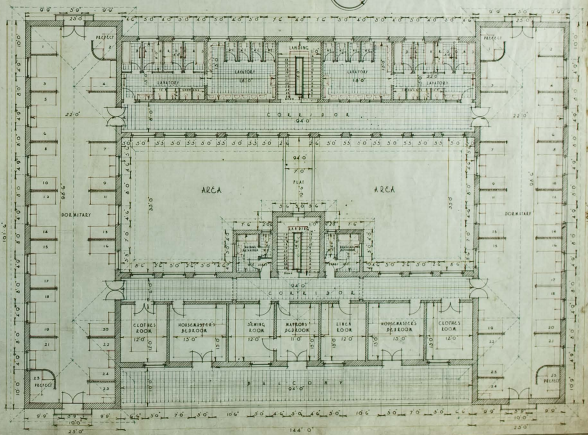

FIRST FLOOR PLAN

NOTE ALL WALLS SHOWN IN BRICKWORK ARE HOLLOW, EXCEPT WHERE OTHERWISE STATED, WITH 9" THICK WALLS TO GROUND FLOOR & 4½" THICK WALLS TO FIRST FLOOR. ALL WALLS SHOWN IN CONCRETE ARE 6" THICK