



VKE CENTRE
230 Albertus Street
0184, LA MONTAGNE
PO Box 72927
LYNNWOOD RIDGE, 0040
TELEPHONE 012 481 3800
TELEFAX 012 803 7943

Email :



CONTRACT NO NRA R.021-001-2008/1
UPGRADING OF NATIONAL ROUTE R21 SECTION 1 : BENONI
INTERCHANGE (km 15,30) TO OLIFANTSFONTEIN INTERCHANGE
(km 27,60) (12,30 kms)

CLIENT: SOUTH AFRICAN NATIONAL ROADS AGENCY LIMITED
CONSULTANT: VELA VKE CONSULTING ENGINEERS
CONTRACTOR: POWER CONSTRUCTION

MINUTES OF SITE MEETING NO 24 HELD ON
2 NOVEMBER 2010 AT 10:00

					File No.
ITEM	MINUTES OF MEETING				ACTION
	WELCOME				
24.1	The Chairperson (Mr				

					File No.
ITEM	MINUTES OF MEETING				ACTION
24.3	Apologies				
	Name	Company	Tel/Cell No.	E-Mail	
		SANRAL			
		VelaVKE			
		VelaVKE			
		VelaVKE			
		VelaVKE			
		SNALAB			
		Power Construction			
	Power Construction				
24.4	PREVIOUS MINUTES				INFO
	Corrections/Clarification To Minutes Of Previous Meeting				
	None				
24.5	Receipt of Minutes				INFO
	All confirmed that they received the minutes of the 23rd site meeting.				
24.6	Approval of Minutes				INFO
	The minutes of 23 rd site meeting were approved as a true reflection of the meeting and signed at the end of the meeting.				
24.7	CONTRACTUAL MATTERS				
	Representation				
	Name	Company	Position		
		SANRAL		Client's Representative	
		VelaVKE		Engineer	
		VelaVKE		Project Manager	
		VelaVKE		ER	
		VelaVKE		AER	
		VelaVKE		Quality Manager	
		VelaVKE		Materials Technician	
VelaVKE			Electrical Engineer		
SNALAB		Laboratory Manager			
SNALAB		SNA Representative			

		File No.
ITEM	MINUTES OF MEETING	ACTION
	<p>Power Contract Manager</p> <p>Power Senor Site Agent</p> <p>Documentation</p> <p>24.8 The contract documentation has been signed and copies issued to the Contractor.</p> <p>Insurances</p> <p>24.9 The Contractor confirmed that all insurances including Workman's Compensation and the retention guarantee have been extended in accordance with the contract.</p> <p>OTHER MEETINGS AND CONTRACTS</p> <p>24.10 A meeting was held regarding the testing of integrity of fibre optic sleeves in October 2010.</p> <p>24.11 A meeting relating to the calibration of the Toll Gantries also took place in October 2010..</p> <p>SITE SAFETY AND ACCOMMODATION OF TRAFFIC</p> <p>Occupational Health And Safety</p> <p>Administrative matters</p> <p>24.12 An OH & S audit was held on 27/10/2010 and a compliance of 97% was achieved. One NCR was issued due to a defective rotating amber light of one of the construction vehicles, safety vests not worn by some of the labour of a SMME and a trench excavation that was not protected.</p> <p>24.13 SNALAB reported that no NCR's were issued during the last monthly audit.</p> <p>House Keeping</p> <p>24.14 The Contractor to assist SNA with the removal of spoil material outside the lab.</p> <p>Incident and Accident Statistics</p> <p>24.15 Refer to Appendix I for the records of the 8 accidents reported since the previous meeting, none of which was fatal and construction related.</p>	<p>INFO</p> <p>POWER</p> <p>INFO</p> <p>POWER</p> <p>SNALAB</p> <p>POWER</p> <p>INFO</p>

		File No.
ITEM	MINUTES OF MEETING	ACTION
	Accommodation of traffic	
24.16	Appendix X B lists the penalties applied on the Contract. No penalties have been issued since the previous Site Meeting. The Contractor to submit a request for the reduction of traffic accommodation penalties, with reference to minor incidents.	POWER
24.17	Appendix XIII B (Claims – Third Party) was updated to reflect the status of third party claims. All Third Party issues to be resolved before the completion of the project	POWER
	Site security	
24.18	The ER is in discussion with the Maintenance Consultant regarding alternative security for the grid inlets.	POWER / Vela VKE
	BORROW PITS, SPOIL AREAS AND HAUL ROADS	
24.19	Letters of acceptance to be obtained from land owners where their property was temporarily occupied by the Contractor for construction purposes	POWER
	SURVEY AND LAND REQUIREMENTS	
24.20	The ER reported that he received the road reserve survey data from VelaVKE Head Office.	INFO
	ENVIRONMENTAL MANAGEMENT	
24.21	The rehabilitation of the Rietspruit wetland area was completed.	POWER / Vela VKE
24.22	The Specialist Consultant requested improvement to the flow of the Rietspruit wetland area stream.	POWER / Vela VKE
24.23	The internal environmental audit was conducted on 14 th October 2010 and no NCR's were issued.	INFO
	SERVICES	
24.24	The relocation of the 11kV cable was completed,.	INFO
24.25	The installation of ducts and manholes for the new traffic signals at Bapsfontein and Olifantsfontein Interchanges is progressing well and will be completed shortly. The ER to request the specialist consultant for the construction programme for the installation of the traffic signals.	VelaVKE
24.26	The Contractor confirmed that he appointed the specialist subcontractor for the installation of the traffic signals.	INFO
	CONTRACTOR'S PLANT AND LABOUR	
24.27	Appendices IIA and IIB indicate the plant and personnel on site during the past 4 months.	INFO

		File No.
ITEM	MINUTES OF MEETING	ACTION
	SUBCONTRACTORS	
24.28	The Engineer has formally approved all Subcontractors working on site.	Vela VKE
24.29	Documentation for the approval of the fencing Subcontractor by the Engineer still be submitted by the Contractor.	POWER
24.30	Details of the Subcontractors, BE's and SMME's submitted for approval can be found in Appendices IIIA and IIIB . To date 9 BE's, 10 SMME's and 3 established subcontractors were approved.	INFO
24.31	With reference to APPENDIX IIIB , the Contractor's Contract Participation Performance for the employment of SMME and BE Subcontractors to date was higher than expected. An amount of R 67,665,834.09 (12.92%) compared to an expected 8.05% was spent on BE's and SMME's.	POWER
	RDP	
	Training	
24.32	Training of Site Clerks and Surveyors commenced on the 1 st of June 2009 and is ongoing. Appendix IV A indicates details thereof.	POWER / Vela VKE
24.33	The Contractor has submitted a progress report regarding the status of training performed and expected completion dates to the ER. All outstanding certificates and final report will be submitted shortly.	POWER
	Labour enhancement	
24.34	Appendix III B and IVB indicates the Contract Participation Performance (CPP) achieved to date for labour. The CPP achieved to date on unskilled labour was low. An amount of R 27,193,017.00 (5,08%) was spent on unskilled labour wages and an amount of R 59,845,610.40 (11,18%) was spent on all labour (excluding management) compared to an anticipated percentage of 5,45	POWER
	COMMUNITY ISSUES	
24.35	Nothing to report.	INFO
	FRUSTRATIONS	
24.36	Failures on the completed sections of asphalt on the South Bound Carriageway	INFO
	INFORMATION REQUIRED	
	Information Required By The Client	
24.37	The revised cash flow forecast based on the revised programme for the next three months as a matter of urgency.	POWER
24.38	If the payment certificate is deviating by more than 5% from the projected cash flow, the Contractor must submit an explanatory letter in this regard.	POWER / Vela VKE
24.39	Weekly progress reports must be submitted every Friday to the SANRAL Project Manager.	POWER / Vela VKE
24.40	The Contractor is to submit cash flow reports to the Client as fencing installation will continue after the completion of the project.	POWER / Vela VKE

		File No.
ITEM	MINUTES OF MEETING	ACTION
	Information Required By The Consultant	
24.41	Weekly progress reports must be submitted.	POWER
24.42	Awaiting Client's feedback on fencing alternatives	SANRAL
	Information Required By The Contractor	
24.43	The approval of the fencing Subcontractor.	Vela VKE
	MEMOS AND DRAWINGS ISSUED	
24.44	Appendix V lists all the site instructions issued to the Contractor for the month.	INFO
24.45	Appendix VI lists all the drawings issued to the Contractor to date.	INFO
	MATERIALS AND TESTING – Mix Designs	
24.46	Appendix XVII indicates the status of mix design and materials submissions and approvals.	INFO
24.47	A letter from Power has been submitted confirming the UTFC working mix.	Vela VKE
	VARIATION ORDERS	
24.48	All outstanding VO's to be submitted shortly	Vela VKE
24.49	APPENDIX VII lists the variation orders to date.	Vela VKE
	PROGRAMME	
24.50	The Contractor is currently 3 weeks behind on the revised programme mainly due to inadequate UTFC supply. The provisional completion date is the 15 th December 2010.	POWER
	PROGRESS	
24.51	Appendix IX A indicates the financial expenditure and progress to date. Appendix IX B indicates that the Contractor is currently 4 weeks behind on the revised programme.	INFO
	STANDARD OF WORKS	
24.52	Acceptable	INFO
	TEMPORARY WORKS	
24.53	None	INFO

		File No.																																																																																																											
ITEM	MINUTES OF MEETING	ACTION																																																																																																											
24.54	PAYMENT AND CASHFLOW	INFO																																																																																																											
	Date Submitted		Amount (Monthly)	Amount (Accumilative)	Date Paid	22/08/2008	R 61,037,740.00	R 61,037,740.00	25/09/2008	25/10/2008	R 29,286,401.72	R 90,324,141.72	27/11/2008	25/11/2008	R 13,030,846.48	R 103,354,988.20	11/12/2008	04/12/2008	R 20,515,046.47	R 123,870,034.67	11/12/2008	06/02/2009	R 6,314,544.99	R 130,184,579.66	18/02/2009	06/03/2009	R 13,475,236.85	R 143,659,816.51	26/03/2009	25/03/2009	R 21,571,592.93	R 165,231,409.44	09/04/2009	24/04/2009	R 25,900,901.53	R 191,132,310.97	15/05/2009	29/05/2009	R 20,465,433.17	R 211,597,744.14	17/06/2009	30/06/2009	R 29,236,800.85	R 240,834,544.99	17/07/2009	31/07/2009	R 25,323,776.05	R 266,158,321.04	13/08/2009	31/08/2009	R 22,416,937.38	R 288,575,258.42	17/09/2009	30/09/2009	R 28,777,472.82	R 317,352,731.24	07/10/2009	31/10/2009	R 36,779,698.60	R 354,132,429.84	13/11/2009	30/11/2009	R 35,691,872.60	R 389,824,302.40	10/12/2009	10/12/2009	R 32,088,134.89	R 421,912,437.30	23/12/2009	31/01/2010	R 5,224,420.70	R 427,136,858.00	18/02/2010	28/02/2010	R 23,761,546.30	R 450,898,404.30	18/03/2010	25/03/2010	R 35,741,599.60	R 486,640,003.90	31/03/2010	25/04/2010	R 26,632,855.58	R 513,271,857.45	13/05/2010	31/05/2010	R 39,571,426.47	R 552,843,283.92	17/06/2010	01/07/2010	R 16,384,876.88	R 569,229,160.80	15/07/2010	03/08/2010	R 18,608,047.63	R 587,837,208.43	19/08/2010	02/09/2010	R 9,368,867.27	R 597,206,075.70	16/09/2010	21/09/2010	R 24,807,265.89	R 622,013,341.59	07/10/2010				
	Date Submitted		Amount (Monthly)	Amount (Accumilative)	Date Paid																																																																																																								
	22/08/2008		R 61,037,740.00	R 61,037,740.00	25/09/2008																																																																																																								
	25/10/2008		R 29,286,401.72	R 90,324,141.72	27/11/2008																																																																																																								
	25/11/2008		R 13,030,846.48	R 103,354,988.20	11/12/2008																																																																																																								
	04/12/2008		R 20,515,046.47	R 123,870,034.67	11/12/2008																																																																																																								
	06/02/2009		R 6,314,544.99	R 130,184,579.66	18/02/2009																																																																																																								
	06/03/2009		R 13,475,236.85	R 143,659,816.51	26/03/2009																																																																																																								
	25/03/2009		R 21,571,592.93	R 165,231,409.44	09/04/2009																																																																																																								
	24/04/2009		R 25,900,901.53	R 191,132,310.97	15/05/2009																																																																																																								
	29/05/2009		R 20,465,433.17	R 211,597,744.14	17/06/2009																																																																																																								
	30/06/2009		R 29,236,800.85	R 240,834,544.99	17/07/2009																																																																																																								
	31/07/2009		R 25,323,776.05	R 266,158,321.04	13/08/2009																																																																																																								
	31/08/2009		R 22,416,937.38	R 288,575,258.42	17/09/2009																																																																																																								
	30/09/2009		R 28,777,472.82	R 317,352,731.24	07/10/2009																																																																																																								
	31/10/2009		R 36,779,698.60	R 354,132,429.84	13/11/2009																																																																																																								
	30/11/2009		R 35,691,872.60	R 389,824,302.40	10/12/2009																																																																																																								
	10/12/2009		R 32,088,134.89	R 421,912,437.30	23/12/2009																																																																																																								
	31/01/2010		R 5,224,420.70	R 427,136,858.00	18/02/2010																																																																																																								
	28/02/2010		R 23,761,546.30	R 450,898,404.30	18/03/2010																																																																																																								
	25/03/2010		R 35,741,599.60	R 486,640,003.90	31/03/2010																																																																																																								
	25/04/2010		R 26,632,855.58	R 513,271,857.45	13/05/2010																																																																																																								
	31/05/2010		R 39,571,426.47	R 552,843,283.92	17/06/2010																																																																																																								
	01/07/2010		R 16,384,876.88	R 569,229,160.80	15/07/2010																																																																																																								
	03/08/2010		R 18,608,047.63	R 587,837,208.43	19/08/2010																																																																																																								
	02/09/2010		R 9,368,867.27	R 597,206,075.70	16/09/2010																																																																																																								
21/09/2010	R 24,807,265.89	R 622,013,341.59	07/10/2010																																																																																																										
24.55	CONTRACTUAL DATES AND DELAYS The Contract Dates are as follows: <table><tr><td>Commencement Contract</td><td>03 September 2008</td></tr><tr><td>Extension of time due to inclement weather</td><td>56 days (to date)</td></tr><tr><td>Extension of time due to other causes</td><td>6 days</td></tr><tr><td>Completion Date</td><td>03 May 2010</td></tr><tr><td>Completion Date based on Revised Programme</td><td>27 October 2010 (55 rainfall days included)</td></tr><tr><td>Anticipated Completion Date</td><td>15 December 2010</td></tr></table>	Commencement Contract	03 September 2008	Extension of time due to inclement weather	56 days (to date)	Extension of time due to other causes	6 days	Completion Date	03 May 2010	Completion Date based on Revised Programme	27 October 2010 (55 rainfall days included)	Anticipated Completion Date	15 December 2010																																																																																																
Commencement Contract	03 September 2008																																																																																																												
Extension of time due to inclement weather	56 days (to date)																																																																																																												
Extension of time due to other causes	6 days																																																																																																												
Completion Date	03 May 2010																																																																																																												
Completion Date based on Revised Programme	27 October 2010 (55 rainfall days included)																																																																																																												
Anticipated Completion Date	15 December 2010																																																																																																												
24.56	Appendix XII indicates the contractual delays to date. To date a total of 85 days delays due to inclement weather have been recorded of which 55 may contribute to an extension of time at the end of the Contract. CLAIMS Notification of intention to claim	INFO																																																																																																											

		File No.
ITEM	MINUTES OF MEETING	ACTION
24.57	The Contractor stated that the outcome of the Seek and Find report may result in a claim.	INFO
24.58	Claim to be submitted for extension of time without P&G's (time-related) cost.	POWER
	Claims and their resolution	
24.59	None	INFO
	Disputes and disruptions	
24.60	None	INFO
	OTHER MATTERS	
	Site Administrative Matters	
	Camp establishment	
24.61	Certain equipment will stay on the camp establishment.	POWER
	Working hours	
24.62	Where feasible work will be carried out on weekends to catch-up on lost time.	POWER
	General	
24.63	The Contractor is to submit a letter regarding the storage of his concrete barriers at Olifantsfontein borrow pit	POWER
24.64	The Contractor to apply in writing for the takeover inspection to be held on the 26 November 2010	POWER
	NEXT MEETINGS	
	Site Meetings	
24.65	The date for the next site meeting to be finalised on 26 November 2010 after the intended takeover inspection 26 November 2010	
	DAB Meetings	
24.66	January 2011	
24.67	Taking Over Inspection 26 November 2010 @ 09:00	

		File No.
ITEM	MINUTES OF MEETING	ACTION
	<p>APPROVAL OF MINUTES</p> <p>-----</p> <p>VELA VKE</p> <p>-----</p> <p>SANRAL</p>	
	<p>-----</p> <p>POWER CONSTRUCTION</p>	

APPENDICES

APPENDIX I:	ACCIDENTS AND INCIDENTS
APPENDIX II A:	CONTRACTOR'S PLANT
APPENDIX II B:	CONTRACTOR'S STAFF
APPENDIX III A:	SUBCONTRACTORS
APPENDIX III B:	RDP CONTRACT PARTICIPATION GOAL
APPENDIX IV A:	RDP - TRAINING
APPENDIX IV B:	RDP – LABOUR ENHANCEMENT
APPENDIX V:	SITE MEMOS ISSUED
APPENDIX VI:	DRAWINGS ISSUED
APPENDIX VII:	EXTRA WORK AND VARIATIONS
APPENDIX VIII:	DAYWORKS
APPENDIX IX A:	PROGRESS - CASHFLOW
APPENDIX IX B:	PROGRESS - DIAGRAMS
APPENDIX X A:	SUBSTANDARD WORK
APPENDIX X B:	PENALTIES
APPENDIX XI:	CONTRACTUAL EXPENDITURE
APPENDIX XII:	CONTRACTUAL DATES
APPENDIX XIII A:	CLAIMS – CONTRACTOR
APPENDIX XIII B:	CLAIMS – THIRD PARTY
APPENDIX XIV:	RECORDED DAMAGES AND COST RECOVERY
APPENDIX XV:	EMERGENCY NUMBERS
APPENDIX XVI:	MATERIALS AND DESIGN SUBMISSIONS 1
APPENDIX XVII:	MATERIALS AND DESIGN SUBMISSIONS 2
APPENDIX XVIII:	BBEEE
APPENDIX XIX:	ENVIRONMENTAL REPORT

CONTRACT No. NRA R.021-001-2008/1

APPENDIX I : ACCIDENTS & INCIDENTS
SITE MEETING 24
2 NOVEMBER 2010

DATE	LOCATION	REPORT No.	DESCRIPTION
06/10/10	R21 Southbound next to Engen Garage on-ramp	320	Vehicles involved: 1) Blue Honda Motorcycle (No registration) – Not construction related: Motorcyclist did not see traffic slowing down and braked too late and lost control of the motorcycle
06/10/10	R21 Northbound before train Bridge	321	Vehicles involved: 1) White Toyota Bakkie (BMB157L) 2) Silver Chevrolet Sedan (ZBW146GP) – Not construction related: Both vehicles were travelling in the fast lane when vehicle B slowed down for traffic ahead and vehicle A braked too late and collided with vehicle B
06/10/10	R21 Southbound after train Bridge	322	Vehicles involved: 1) White Hyundai Sedan (SHN929GP) 2) White Colt Bakkie (PKC679GP) – Not construction related: Both vehicles were travelling in the fast lane when vehicle B braked in front of vehicle A, vehicle A in turn collided with vehicle B
06/10/10	R21 Northbound before Olifantsfontein off-ramp	323	Vehicles involved: 1) Red Toyota Tazz (JTH017GP) – Not construction related: Vehicle was travelling at a high speed in the fast lane, driver lost control and vehicle overturned and hit the guardrails
06/10/10	R21 Southbound before Engen off-ramp	324	Vehicles involved: 1) White Mercedes Sprinter (RLV258GP) 2) Black BMW 320D (WNX643GP) 3) Red Honda FRV (VWZ109GP) – Not construction related: Traffic was slow moving in front of vehicle C when vehicle A collided with vehicle B and then vehicle B collided with vehicle C
14/10/10	R21 Northbound before Benoni off-ramp	325	Vehicles involved: 1) White BMW (XFS296GP) 2) Blue & White Mercedes Benz Bus (VZW435GP) 3) White Truck (NKR32738) – Not construction related: Vehicles A & B were slowing down for traffic in front and vehicle C slowed too late and hit vehicle B, vehicle B then collided with vehicle A
15/10/10	R21 Southbound Olifantsfontein on-ramp	326	Vehicles involved: 1) White Toyota Hino (KFC271GP) 2) White Hyundai H100 (TWB759GP) – Not construction related: Vehicles A & B were slowing down for traffic when vehicle B braked too late and hit vehicle A
27/10/10	R21 bound next to Engen Garage on-ramp	327	Vehicles involved: 1) Blue & Yellow Mercedes Benz (BVN979GP) 2) Silver Ford Figo (EYC046GP) – Not construction related: Vehicle B was trying to overtake vehicle A and didn't see the trailer on vehicle B, vehicle A hit the trailer which resulted in damages to right hand side of vehicle B
04/11/10	R23 Benoni Road on top of Bridge	328	Vehicles involved: 1) White Mercedes Benz (PVZ703GP) 2) White Mazda Drifter (RBX433GP) – Not construction related: Vehicle A was driving on the wrong side on the road while approaching the on-ramp. Vehicle B was behind vehicle A and was unsure of what to do and hit the road signs trying to avoid vehicle A

CONTRACT No. NRA R.021-001-2008/1

SITE MEETING 24: 2 NOVEMBER 2010

APPENDIX IIA : CONTRACTOR'S PLANT

- Note:**
1. Ownership shall reflect whether the plant listed in the table below is registered in the Contractor's own name (I) which includes the Contractor's parent or related plant-hire company, or hired from an external source (E)
 2. Recording of dates on and off shall include plant that is on site, but off hire.

ITEM OF PLANT		OWNERSHIP [E or I]]	DATE ON Dates to be confirmed at next meeting	DATE OFF Dates to be confirmed at next meeting
TYPE	MODEL			
Grader x 4		I	September 2008	June 2010
Grader * 1		I	September 2008	May 2010
Grader x 2		E	November 2008	April 2010
Grader * 2		E	February 2010	March 2010
Grader * 3		E	February 2010	April 2010
Grader *1		E	August 2010	
Grader *1		E	September 2010	October 2010
Recycler x 2		I	September 2008	June 2010
Recycler *1		E	August 2010	August 2010
Pneumatic roller *1		I	March 2010	May 2010
Vibrating roller *2		I	December 2009	June 2010
Vibrating Roller x 1		I	September 2008	July 2010
Vibrating Roller x 1		I	October 2008	
Three wheel roller * 1		I	December 2009	
10t Roller *1		E	April 2010	April 2010
10t Roller * 2		E	February 2010	March 2010
10t Roller *1		E	August 2010	August 2010
Diesel Bouser x 1		I	September 2008	June 2010
Crane truck *1		E	May 2010	
Crane Truck x 2		I	September 2008	
Surface Milling Machine x 1		E	November 2008	January 2009
Milling Machine *1		E	August 2010	August 2010
Asphalt Paver x 1		E	September 2009	
Asphalt Paver x 1		E	November 2008	December 2009
10m ³ Tippers x 1		I	September 2008	July 2010
10m ³ Tippers x 3		I	October 2008	July 2010
10t Tipper Truck * 12		E	December 2009	January 2010
10t Tipper Truck *2		E	January 2010	April 2010
10m3 Tipper truck *9		E	April 2010	April 2010
10 m3 Tipper truck *4		E	February 2010	September 2010
10 m3 Tipper truck *3		E	July 2010	September 2010
10m3 Tipper Truck *12		E	May 2010	June 2010
10 m3 Tipper truck *14		E	February 2010	March 2010
10m3 Tipper truck *6		E	September 2010	October 2010
6m3 Tipper truck *1		E	September 2010	
10m3 Tipper Truck *2		E	October 2010	October 2010
27t Pneumatic Roller x 1		E	June 2009	
22t Pneumatic Roller * 1		E	February	March 2010
Water Truck 18,000 l x 3		I	September 2008	
Water truck *1		E	July 2009	March 2010
Water Truck *1		E	February 2010	March 2010
Water Truck * 4		E	February 2010	April 2010
Water truck *1		E	January 2010	February 2010

APPENDIX IIA : CONTRACTOR'S PLANT

ITEM OF PLANT		OWNERSHIP [E or I]]	DATE ON Dates to be confirmed at next meeting	DATE OFF Dates to be confirmed at next meeting
TYPE	MODEL			
Water truck * 2		E	January 2010	March 2010
Water truck * 5		E	September 2009	December 2009
Water truck *1		E	August 2010	September 2010
30t Excavator * 1		E	May 2010	May 2010
20t Excavator *1		E	February 2010	October 2010
20t Excavator *3		E	February 2010	March 2010
20t excavator *1		E	January 2010	February 2010
20t Excavator x 2		I	March 2009	January 2010
20t Excavator *1		I	September 2008	September 2010
Dozer D6R *1		E	May 2010	August 2010
Dozer D5*1		E	April 2010	June 2010
Dozer D5 *1		E	March 2010	March 2010
Dozer * 1		E	November 2009	December 2010
Dozer *1		E	August 2010	August 2010
LDV * 1		E	April 2010	June 2010
LDV *2		E	July 2010	August 2010
LDV * 17		I	September 2008	
LDV * 1		I	January 2009	
LDV * 1		E	October 2009	December 2010
LDV * 1		E	September 2009	December 2010
LDV *1		E	April 2010	June 2010
LDV * 1		E	February 2010	June 2010
LDV *1		E	June 2009	December 2010
LDV * 1		E	January 2010	June 2010
LDV *2		I	January 2009	May 2010
33t Lowbed x 1		E	September 2008	
10m3 Tipper Trucks x 3		E	September 2009	December 2009
10m3 tipper Trucks *12		E	December 2009	January 2010
TLB * 2		E	January 2010	February 2010
TLB *4		E	March 2010	June 2010
TLB*2		E	April 2010	June 2010
TLB *6		E	July 2010	
TLB*3		E	January 2010	April 2010
TLB *4		E	July 2009	December 2009
TLB * 1		I	January 2010	February 2010
TLB * 1		I	January 2010	
TLB x 2		I	March 2009 September 2009	June 2010
Flat truck * 1		E	September 2009	
Flat truck		E	August 2010	September 2010
Bobcat Broom		E	August 2010	September 2010
Bell Loader		E	March 2010	June 2010
30t dumper *1		E	September 2010	September 2010
30t dumper *4		E	July 2010	July 2010
Front end loader x 1		E	November 2009	June 2010
Front end loader *1		E	September 2010	October 2010
Front end loader * 2		I	September 2009	

APPENDIX IIB : SITE STAFF

- Note:**
1. List complement of Contractor as well as sub-contractor site staff for full month preceding the site meeting and previous 3 months only.
 2. Record the split between 'local' and non-local content where local means the immediate site environs.

DESCRIPTION	Month 1	Month 2	Month 3	Month 4
ENGINEER'S STAFF <i>[List in order of rank]</i>				
Project Manager –	1	1	1	1
Quality Manager –	1	1	1	1
Engineer's Representative –	1	1	1	1
Assistant Engineer's Representative –	1	1	1	1
Materials Technician –	1	1	1	1
Clerk of Works –	1	1	1	1
Secretary –	1	1	1	1
SNALAB'S STAFF <i>[List in order of rank]</i>				
Lab Manager –	1	1	1	1
Technicians –	1	1	1	1
Snr Materials Tester – Asphalt –	1	1	1	1
Snr Materials Tester – Soils –	2	2	2	2
Snr Materials Tester – Concrete –	1	1	1	1
Materials Testers –	6	6	6	6
Secretary / Data –	1	1	0	0
Material Assistant / Data –	0	1	1	1
Assistant Materials Testers	2	2	2	2
CONTRACTOR'S STAFF <i>[List in order of rank]</i>				
Project Manager –	1	1	1	1
Contract Manager – Structures	1	1	0	0
Quality Manager	2	1	0	0
Senior Site Agent –	1	1	1	1
Site Agent –	1	1	1	1
Assistant Site Agent & Quantity Surveyor –	1	1	1	1
Traffic Safety Officer –	3	3	3	2
Senior Surveyor –	1	1	1	1
Assistant Surveyors –	2	2	1	1

**CONTRACT No. NRA R.021-001-2008/1
MEETING 24**

SITE

2

NOVEMBER 2010

APPENDIX IIB : SITE STAFF

DESCRIPTION	Month 1	Month 2	Month 3	Month 4
Environmental / Health & Safety Officer –	1	1	1	1
Admin Clerks –	2	2	1	1
Costing Clerk –	1	1	1	1
Admin Assistant –	1	1	1	1
Earthworks Foreman	7	7	3	3
Skilled Labourers	112	118	64	64
Unskilled Labourers	139	154	80	86
Students	2	2	2	2
Supervisors	23	23	17	13

CONTRACT NRA R.021-001-2008/1

SITE MEETING NO 24
2 NOVEMBER 2010**APPENDIX III : SUB-CONTRACTORS**

Note : 1

Approval of sub-contractors given in terms of Clause 4.4 (b) of the Conditions of Contract

- 2 Percentage of work completed by sub-contractors is calculated pro rata to the Tender Sum or Net Amount (NA) which excludes CPA and VAT (R 535,427,551.00)
- 3 Tendered CPG = 9% of Tender Sum (R 48,188,500.00)

Table A : For established sub-contractors

Name	Date	Type of work	Accumulated value of work	% B P equity equity	% Female equity	Total value of tendered work	% of CPG
Roadspan	25/09/2008	Recycling & Asphalt	R 55,020,088.98			R 86,698,180.00	114.18
Erbacon Construction	09/10/2008	Structural Works	R 48,786,574.02			R 52,691,669.90	101.24
Skyline Crane Hire	01/11/2008	N J Barriers	R 10,809,908.75			R 5,449,374.13	22.43
							0.00
							0.00
							0.00
							0.00
TOTALS			R 114,616,571.75			R 144,839,224.03	237.85

Table B : For A.B.E. sub-contractors

BE's

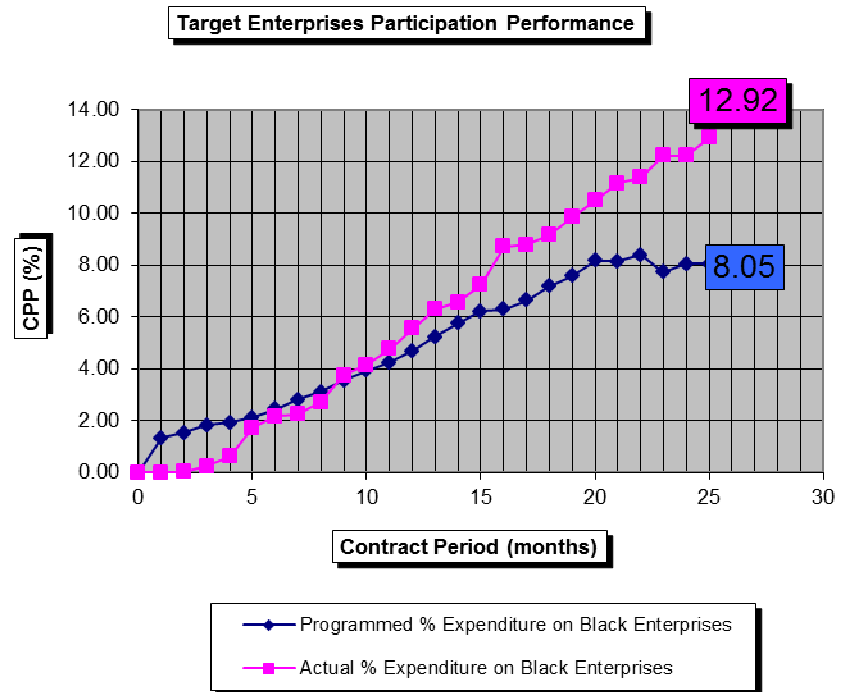
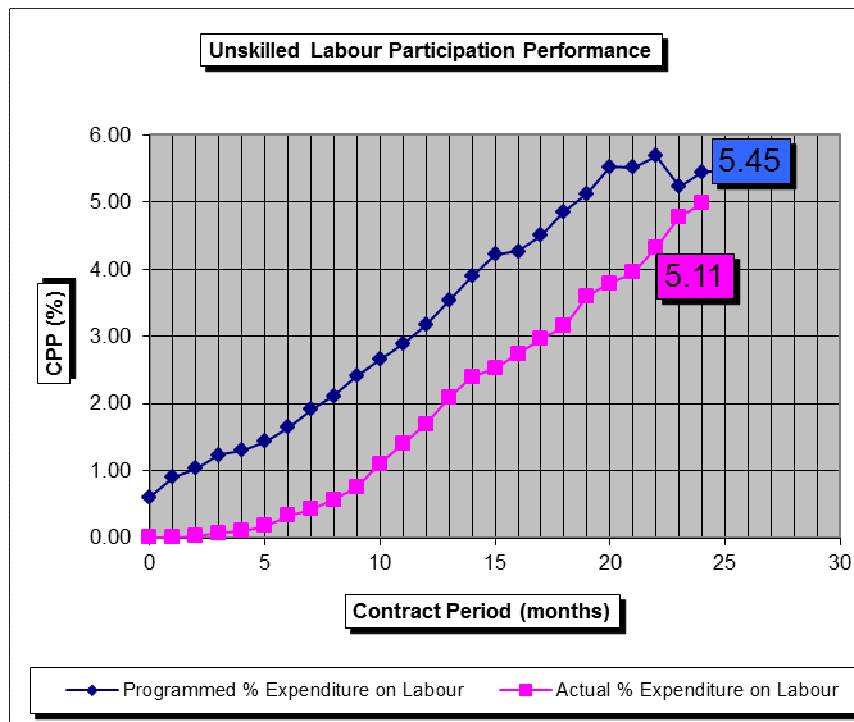
Name	Date	Type of work	Accumulated value of work	% B P equity equity	% Female equity	Total value of work to CPG	% of CPG
Sterling Construction	10/10/2008	Accomm of Traffic	R 195,409.00	70.00	0.00	R 209,087.63	0.04
S A Thala	06/11/2008	Road Marking	R 95,285.41	60.00	40.00	R 102,908.24	0.02
Sizabuntu	06/11/2008	Guardrails	R 0.00	70.00	10.00	R 0.00	0.00
Malasela	03/03/2009	Electrical	R 1,993,791.82	100.00	50.00	R 2,243,015.80	0.42
Colvin		Labour Broker	R 676,048.66	100.00	0.00	R 743,653.53	0.14
Bobhuti		Concrete	R 0.00	100.00	0.00	R 0.00	0.00
Stephina		Steel Fixing	R 0.00	100.00	100.00	R 0.00	0.00
Laduma		Rebar Supplier	R 0.00	75.00	25.00	R 0.00	0.00
Emeka Civils (Pty)Ltd		Concrete	R 0.00	100.00	0.00	R 0.00	0.00
TOTALS			R 2,960,534.89			R 3,298,665.20	0.62

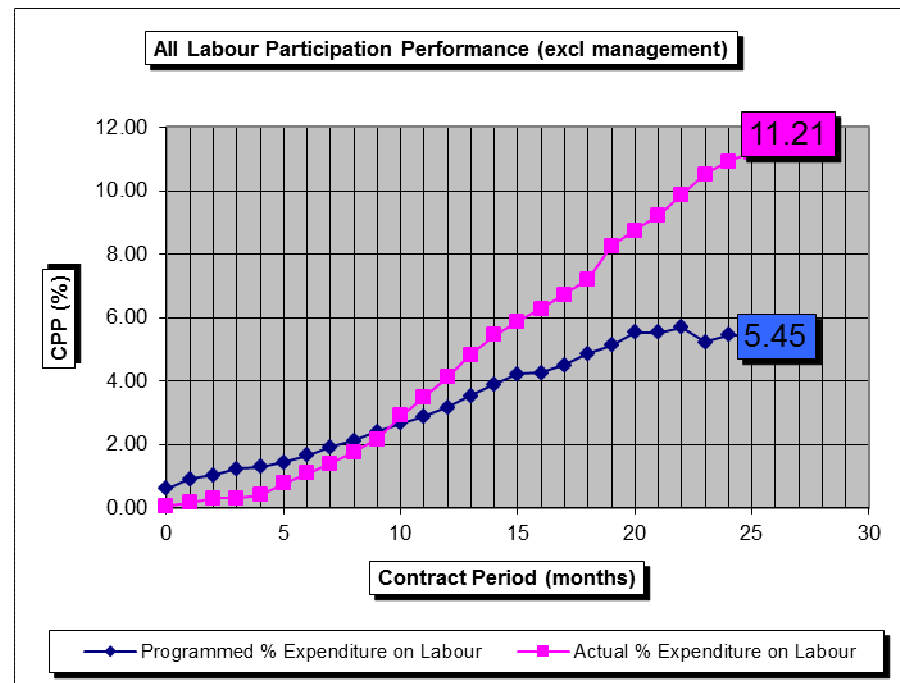
SMME's

Name	Date	Type of work	Accumulated value of work	% B P equity	% Female equity	Total value of work to CPG	% of CPG
Actophambili Roads		Patching	R 0.00		100.00	R 0.00	0.00
BW Tree Felling		Cutting of trees	R 0.00			R 0.00	0.00
From Road Span		Transport subbies	R 0.00	100.00		R 0.00	0.00
Conwill (Erbacon)		Shutter Suppliers	R 0.00		100.00	R 0.00	0.00
Safety Next Level (Erbacon)		Safety Equipment & PPE	R 0.00	50.00	50.00	R 0.00	0.00
Reef Stationers (Erbacon)		Stationary & Furniture	R 0.00	10.00	70.00	R 0.00	0.00
Hardworx (Erbacon)		General Supplier	R 0.00	100.00		R 0.00	0.00
Willmar Security (Erbacon)		Security	R 0.00	100.00		R 0.00	0.00
Stephina van Rooyen (Erbacon)		Steel Fixing	R 0.00	100.00	100.00	R 0.00	0.00
Joluka (Erbacon)		Shutter Suppliers	R 0.00	100.00		R 0.00	0.00
TOTALS			R 0.00			R 0.00	0.00

CONTRACT No NRA R.021-001-2008/1										SITE MEETING 24	
										2 NOVEMBER 2010	
APPENDIX IIIB										:	RDP CONTRACT PARTICIPATION GOAL
Note : 1 Monthly labour participation performance contribution = Male wages + 1,05 female wages as a % of the Tender Sum or Net Amount (NA) of R 523,864,978.69 excluding VAT. The tendered CPG = 6.1% (R 32,661,080.60). The minimum = 6%. The targeted labour must be from the Midrand Municipal area.											
2 Monthly SMME/BE participation performance contribution = Value of work done by SMME/BE [1 + 0,1 (BP equity in SMME/BE) + 0,05 (Equity held by females in SMME/BE)] as a % of the tender sum of R 545,625,738.24 excluding VAT. The tendered CPG = 9.00% (R 48,188,500.00). The minimum = 9% 90% of the SMME/BE participation performance contribution must be by BE's.											
4 An incentive bonus is paid to the Contractor at the end of the Contract of 5% of the excess above the tendered CPG to a maximum of R 50,000.00											
5 A penalty is deducted from the Contractor of 50% of the shortfall below the tendered CPG.											

	Unskilled Labour Wages					All Labour Wages (excl management)					Utilisation of SMME's and BE's						
	Male	Female	Labour CPP	% Labour CPP	Labour CPP Cumul	Male	Female	Labour CPP	% Labour CPP	Labour CPP Cumul	SMME	BE	SMME/BE CPP	SMME/BE CPP	% SMME/BE CPP Cum	Total CPP	Total % CPP
Aug-08	14050.00	0.00	14050.00	0.00	0.00	262865.00	12273.00	275751.65	0.05	0.05	0.00	0.00	0.00	0.00	0.00	14050.00	0.00
Sep-08	43988.00	0.00	43988.00	0.01	0.01	542878.00	32003.00	576481.15	0.11	0.16	0.00	0.00	0.00	0.00	0.00	43988.00	0.01
Oct-08	81510.00	13698.00	95892.90	0.02	0.03	759170.00	60259.00	822441.95	0.15	0.31	0.00	91688.30	91688.30	0.02	0.02	187581.20	0.04
Nov-08	247986.00	-5370.00	242347.50	0.05	0.07	-68454.00	8693.00	-59326.35	-0.01	0.30	0.00	1134894.16	1134894.16	0.22	0.23	1377241.66	0.26
Dec-08	135828.00	9623.00	145932.15	0.03	0.10	488223.00	47892.00	538509.60	0.10	0.40	335790.00	1972340.18	2005919.18	0.38	0.62	2151851.33	0.41
Jan-09	362751.00	45011.00	410012.55	0.08	0.18	1883880.00	92095.00	1980579.75	0.37	0.77	19110.00	5788892.69	5790803.69	1.11	1.72	6200816.24	1.18
Feb-09	758535.00	76052.00	838389.60	0.16	0.33	1558425.00	137313.00	1702603.65	0.32	1.09	36403.51	2294736.63	2298376.98	0.44	2.16	3136766.58	0.60
Mar-09	401577.00	84509.00	490311.45	0.09	0.43	1434430.00	169677.00	1612590.85	0.30	1.39	59650.89	371065.68	377030.77	0.07	2.23	867342.22	0.16
Apr-09	644598.00	114019.00	764317.95	0.14	0.57	1779548.00	189454.00	1978474.70	0.37	1.76	0.00	2507802.24	2507802.24	0.48	2.71	3272120.19	0.62
May-09	873629.00	90708.00	968872.40	0.18	0.75	1943690.00	167556.00	2119623.80	0.40	2.16	0.00	5388618.32	5388618.32	1.03	3.74	6357490.72	1.21
Jun-09	1712795.00	189852.00	1912139.60	0.36	1.11	3718654.00	278765.00	4011357.25	0.75	2.91	1699557.50	1903445.26	2073401.01	0.40	4.14	3985540.61	0.75
Jul-09	1461295.00	105488.00	1572057.40	0.29	1.40	2938112.00	203930.00	3152238.50	0.59	3.49	154402.60	3199471.24	3214911.50	0.61	4.75	4786968.90	0.91
Aug-09	1469607.00	110286.00	1585407.30	0.30	1.70	3101875.00	231581.00	3345035.05	0.62	4.12	248880.07	4119326.28	4144214.29	0.79	5.54	5729621.59	1.09
Sep-09	1990829.00	110401.00	2106750.05	0.39	2.09	3502854.00	215793.00	3729436.65	0.70	4.82	25726929.53	1319671.38	3892364.33	0.74	6.28	5999114.38	1.14
Oct-09	1561560.00	96759.00	1663156.95	0.31	2.40	3190832.00	204173.00	3405213.65	0.64	5.45	-25110391.53	4034695.06	1523655.91	0.29	6.57	3186812.86	0.60
Nov-09	612291.00	41671.00	656045.55	0.12	2.52	2007113.00	241891.00	2261098.55	0.42	5.87	62151.55	3434968.20	3441183.36	0.66	7.23	4097228.91	0.78
Dec-09	1084549.00	69089.00	1157092.45	0.22	2.74	1977664.00	138365.00	2122947.25	0.40	6.27	132625.89	7748114.91	7761377.50	1.48	8.71	8918469.95	1.70
Jan-10	1085554.00	91972.00	1182124.60	0.22	2.96	2228911.00	191429.00	2429911.45	0.45	6.72	145003.74	367199.25	381699.62	0.07	8.79	1563824.22	0.29
Feb-10	1553339.00	111728.00	1670653.40	0.31	3.27	3594699.00	250542.00	3857768.10	0.72	7.45	112314.42	1907665.87	1918897.31	0.37	9.15	3589550.71	0.68
Mar-10	1659581.00	109094.00	1774129.70	0.33	3.60	4107334.00	248123.00	4367863.15	0.82	8.26	0.00	3677086.44	3677086.44	0.70	9.85	5451216.14	1.03
Apr-10	963217.00	58773.00	1024928.65	0.19	3.79	2346373.00	195097.00	2551224.85	0.48	8.74	25200.00	3301262.08	3303782.08	0.63	10.49	4328710.73	0.82
May-10	751524.00	65249.00	820035.45	0.15	3.95	2438201.00	215065.00	2664019.25	0.50	9.23	0.00	3448659.97	3448659.97	0.66	11.14	4268695.42	0.81
Jun-10	1937959.00	86766.00	2029063.30	0.38	4.33	3101030.00	277046.00	3391928.30	0.63	9.87	0.00	1185732.78	1185732.78	0.23	11.37	3214796.08	0.61
Jul-10	2303512.00	102481.00	2411117.05	0.45	4.78	3246763.00	221149.00	3478969.45	0.65	10.52	0.00	4475202.65	4475202.65	0.85	12.22	6886319.70	1.30
Aug-10	1042478.00	59964.00	1105440.20	0.21	4.98	1894248.00	188455.50	2092126.28	0.39	10.91	0.00	0.00	0.00	0.00	12.22	1105440.20	0.21
Sep-10	648855.00	29022.50	679328.63	0.13	5.11	1430979.00	172762.00	1612379.10	0.30	11.21	3298665.19	3298665.19	3628531.71	0.69	12.92	4307860.33	0.82
Total	25403397.00	1866845.50	27363584.78	5.11	53.21	55410297.00	4391381.50	60021247.58	11.21	124.24	6946293.36	66971204.76	67665834.09	12.92	141.91	95029418.87	18.03





APPENDIX IV A

:

RDP TRAINING

ENGINEERING SKILLS						
Scope of training	Accredited Y/N	Organisation	Persons Perm/Temp	Total Hrs Perm/Temp	Cost (R) NRA	Cost (R) Cont
Site Clerk Training	Y	Tjeka matters training	12	1.00	323,640.00	323,640.00
NQF 4 Survey Training	Y	Tjeka matters training	15	1.00	446,400.00	446,400.00
Roadworks NQF3 Training	Y	Tjeka matters training	14	1.00	73,150.00	73,150.00
			27	0.5	R 843,150	R 843,150

ENTREPRENEURIAL SKILLS						
Scope of training	Accredited Y/N	Organisation	Persons Perm/Temp	Total Hrs Perm/Temp	Cost (R) NRA	Cost (R) Cont
None to date						

GENERIC SKILLS						
Scope of training	Accredited Y/N	Organisation	Persons Perm/Temp	Total Hrs Perm/Temp	Cost (R) NRA	Cost (R) Cont
None to date						

CONTRACT No NRA R.021-001-2008/1

SITE MEETING 24
2 NOVEMBER 2010**APPENDIX IVB : LABOUR ENHANCEMENT**

Labour Target = 6,1%
Labour Target = R 32,661,080.60

Achieved to date (unskilled labour only) = 5.08%
Achieved to date (unskilled labour only) = R 27,193,017.00

Achieved to date (all labour excl management) = 11.18%
Achieved to date (all labour excl management) = R 59,845,610.40

UNSKILLED LABOUR

Month	MALE LABOUR						FEMALE LABOUR						Total CPP	Total % CPP
	Number s	Cum Number s	Person Hours	Cum Person Hours	Cost	Cum Cost	Number s	Cum Number s	Person Hours	Cum Person Hours	Cost	Cum Cost		
08-Aug	29	29	1102	1102	14050.00	14050.00	0	0	0	0	0.00	0.00	14050.00	0.00
08-Sep	28	57	1293	2395	43988.00	58038.00	0	0	0	0	0.00	0.00	58038.00	0.01
08-Oct	46	103	4555	6950	81510.00	139548.00	4	4	636	636	13698.00	13698.00	153930.90	0.03
08-Nov	87	190	16040	22990	247986.00	387534.00	3	7	-381	255	-5370.00	8328.00	396278.40	0.07
08-Dec	75	265	9285	32275	135828.00	523362.00	5	12	548	803	9623.00	17951.00	542210.55	0.10
09-Jan	165	430	36780	69055	362751.00	886113.00	20	32	1017	1820	45011.00	62962.00	952223.10	0.18
09-Feb	405	835	63221	132276	758535.00	1644648.00	37	69	3061	4881	76052.00	139014.00	1790612.70	0.33
09-Mar	168	1003	32467	164743	401577.00	2046225.00	14	83	2157	7038	84509.00	223523.00	2280924.15	0.43
09-Apr	295	1298	49784	214527	644598.00	2690823.00	24	107	4095	11133	114019.00	337542.00	3045242.10	0.57
09-May	241	1539	70113	284640	873629.00	3564452.00	14	121	3283	14416	90708.00	428250.00	4014114.50	0.75

May														
09-Jun	575	2114	110854	395494	1712795.0 0	5277247.00	56	177	12496	26912	189852.00	618102.00	5926254.10	1.11
09-Jul	536	2650	101048	496542	1461295.0 0	6738542.00	52	229	6727	33639	105488.00	723590.00	7498311.50	1.40
09-Aug	507	3157	101595	598137	1469607.0 0	8208149.00	29	258	6981	40620	110286.00	833876.00	9083718.80	1.70
09-Sep	635	3792	119726	717863	1990829.0 0	10198978.0 0	30	288	6522	47142	110401.00	944277.00	11190468.85	2.09
09-Oct	478	4270	99210	817073	1561560.0 0	11760538.0 0	26	314	6069	53211	96759.00	1041036.00	12853625.80	2.40
09-Nov	231	4501	28078	845151	612291.00	12372829.0 0	12	326	2108	55319	41671.00	1082707.00	13509671.35	2.52
09-Dec	367	4868	75842	920993	1084549.0 0	13457378.0 0	26	352	4653	59972	69089.00	1151796.00	14666763.80	2.74
10-Jan	416	5284	78080	999073	1085554.0 0	14542932.0 0	30	382	5815	65787	91972.00	1243768.00	15848888.40	2.96
10-Feb	488	5772	99221	109829 4	1553339.0 0	16096271.0 0	27	409	6503	72290	111728.00	1355496.00	17519541.80	3.27
10-Mar	454	6226	100518	119881 2	1659581.0 0	17755852.0 0	24	433	6360	78650	109094.00	1464590.00	19293671.50	3.60
10-Apr	223	6449	45377	124418 9	963217.00	18719069.0 0	12	445	2759	81409	58773.00	1523363.00	20318600.15	3.79
10-May	249	6698	45376	128956 5	751524.00	19470593.0 0	13	458	2759	84168	65249.00	1588612.00	21138635.60	3.95
10-Jun	553	7251	110836	140040 1	1937959.0 0	21408552.0 0	21	479	4995	89163	86766.00	1675378.00	23167698.90	4.33
10-Jul	667	7365	126675	141624 0	2303512.0 0	23712064.0 0	28	486	5765	94928	102481.00	1691093.00	25487711.65	4.76
10-Aug	309	6758	734112	197830 1	1042478.0 0	24754542.0 0	15	460	3880	98808	59964.00	1583327.00	26417035.35	4.93
10-Sep	228	7479	24830	142523 1	648855.00	25403397.0 0	10	489	1185	99993	29022.00	1704400.00	27193017.00	5.08

ALL LABOUR EXCLUDING MANAGEMENT

	MALE LABOUR						FEMALE LABOUR							
Month	Numbers	Cum Numbers	Person Hours	Cum Person Hours	Cost	Cum Cost	Numbers	Cum Numbers	Person Hours	Cum Person Hours	Cost	Cum Cost	Total CPP	Total % CPP
08-Aug	70	70	5225	5225	262865.00	262865.00	3	3	427.5	0	12273.00	0.00	262865.00	0.05
08-Sep	80	150	5235	10460	542878.00	805743.00	4	7	758	758	32003.00	32003.00	839346.15	0.16
08-Oct	172	322	16138	26598	759170.00	1564913.00	7	14	1136	1894	60259.00	92262.00	1661788.10	0.31
08-Nov	52	374	16153	42751	-68454.00	1496459.00	17	31	1327	3221	8693.00	100955.00	1602461.75	0.30
08-Dec	153	527	16079	58830	488223.00	1984682.00	23	54	1989	5210	47892.00	148847.00	2140971.35	0.40
09-Jan	337	864	71357	130187	1883880.0 0	3868562.00	39	93	3351	8561	92095.00	240942.00	4121551.10	0.77
09-Feb	558	1422	85859	216046	1558425.0 0	5426987.00	59	152	6154	14715	137313.00	378255.00	5824154.75	1.09
09-Mar	326	1748	60560	276606	1434430.0 0	6861417.00	47	199	9542	24257	169677.00	547932.00	7436745.60	1.39
09-Apr	495	2243	80728	357334	1779548.0 0	8640965.00	48	247	8486	32743	189454.00	737386.00	9415220.30	1.76
09-May	415	2658	100466	457800	1943690.0 0	10584655.0 0	45	292	9891	42634	167556.00	904942.00	11534844.10	2.15
09-Jun	853	3511	158855	616655	3718654.0 0	14303309.0 0	88	380	19398	62032	278765.00	1183707.00	15546201.35	2.90
09-Jul	744	4255	134693	751348	2938112.0 0	17241421.0 0	86	466	13997	76029	203930.00	1387637.00	18698439.85	3.49
09-Aug	791	5046	135835	887183	3101875.0 0	20343296.0 0	67	533	14779	90808	231581.00	1619218.00	22043474.90	4.12
09-Sep	908	5954	151242	1038425	3502854.0 0	23846150.0 0	65	598	13448	104256	215793.00	1835011.00	25772911.55	4.81
09-Oct	754	6708	137682	1176107	3190832.0 0	27036982.0 0	63	661	14517	118773	204173.00	2039184.00	29178125.20	5.45
09-Nov	435	7143	60534	1236641	2007113.0 0	29044095.0 0	48	709	9199	127972	241891.00	2281075.00	31439223.75	5.87
09-Dec	555	7698	100800	1337441	1977664.0 0	31021759.0 0	56	765	9837	137809	138365.00	2419440.00	33562171.00	6.27
10-Jan	608	8306	109100	1446541	2228911.0 0	33250670.0 0	63	828	12102	149911	191429.00	2610869.00	35992082.45	6.72

10-Feb	726	9032	143281	158982 2	3594699.0 0	36845369.0 0	62	890	13921	163832	250542.00	2861411.00	39849850.55	7.44
10-Mar	726	9758	149503	173932 5	4107334.0 0	40952703.0 0	57	947	14092	177924	248123.00	3109534.00	44217713.70	8.26
10-Apr	427	10185	76940	181626 5	2346373.0 0	43299076.0 0	43	990	9203	187127	195097.00	3304631.00	46768938.55	8.73
10-May	449	10634	99184	191544 9	2438201.0 0	45737277.0 0	43	1033	11124	198251	215065.00	3519696.00	49432957.80	9.23
10-Jun	712	11346	138328	205377 7	3101029.0 0	48838306.0 0	53	1086	12269	210520	277046.00	3796742.00	52824885.10	9.87
10-Jul	771	12117	149275	220305 2	3246763.0 0	52085069.0 0	50	1136	10297	220817	221149.00	4017891.00	56303854.55	10.52
10-Aug	416	12533	94098	229715 0	1894249.0 0	53979318.0 0	40	1176	8943	229760	188455.00	4206346.00	58395981.30	10.91
10-Sep	322	12855	42533	233968 3	1430979.0 0	55410297.0 0	35	1211	6487	236247	17762.00	4224108.00	59845610.40	11.18

CONTRACT No. NRA R.021-001-2008/1

SITE MEETING 24: 2 NOVEMBER 2010

APPENDIX V : SITE MEMOS ISSUED

Note: Record only those Site Memos that have been issued since the last Site Meeting. All site memos containing a site instruction shall indicate the relevant pay item.

S.I. No.	DATE	DESCRIPTION	ISSUED BY
375	11/10/2010	Drainage Detail in Loop Area Ramp D Olifantsfontein IC	
376	11/10/2010	Benoni IC: Drainage	
377	12/10/2010	Guard Rails Benoni IC Bridge 2671	
378	13/10/2010	Drawing Number BAPS_JB_01: Bapsfontein IC Ramp B: Invert to be converted into Junction Box	
379	13/10/2010	Road Signs: No Dumping Signs: Olifantsfontein Road	
380	13/10/2010	Trench_Berm on Perimeter of Borrow Area located at the Olifantsfontein IC Ramp D	
381	13/10/2010	Site Instruction Number 57 issued 10 March 2009: Typical Detail for the Median Cross Section on the R21	
382	18/10/2010	Supply and Installation of Traffic Signals: Appointment of Elect Assure (SA) (Pty) Ltd	
383	19/10/2010	Road Signs: No Dumping Olifantsfontein Road: Location	
384	21/10/2010	Electrical Supply New Traffic Signals	
385	21/10/2010	Co-ordinate Information for the Erection of New Fencing	
386	26/10/2010	Guard Rails: Pier Protection Olifantsfontein Bridge (Bridge 2676)	
387	26/10/2010	Payment for Accommodation of Site Personnel for the Laboratory for October 2010	
388	27/10/2010	Open Drain Excavation at Toe Line of NBC between Peg Distance 16572 & 16750	
389	27/10/2010	Layout Drawings Indicating Existing (Old) Road Reserve and New Road Reserve	
390	28/10/2010	Erosion Protection on Left Hand Side North Bound Carriageway between approximately Peg Distance 18260 and 19790	
391	28/10/2010	Quotations for the Supply and Installation of Anti Theft / Vandal Lock Covers and Approved Master or Viro 50mm Shank Padlocks	
392	29/10/2010	Low Point in Concrete Lined Side Drain of Ramp B Bapsfontein IC Peg Distance 544.75: Construction of New Grid Inlet and Installation of 600mm Diameter Pipe between New Grid Inlet and Existing Junction Box at Peg Distance 605.794 Ramp B LHS	

APPENDIX VI : DRAWINGS ISSUED

Note: Record only those drawings that have been issued since the last site meeting. Reissues shall not be recorded unless they are revisions necessary for construction purposes. Drawings not recorded here shall not be eligible for inclusion with the Engineer's fee claims.

DRAWING DESCRIPTION	SIZE	DRAWING NUMBER	DATE	SI HR	COPY	VERSION
Drainage Works in Loop Area Ramp D	A3	DR_OLI_01	11/10/2010	375	Paper	V0
Guardrails: Placing details at Benoni Bridge Approaches & Departures	A3	BEN_GPD_01	12/10/2010	377	Paper	V0
Bapsfontein IC Ramp B: Invert to be Converted into Junction Box	A4	BAPS_JB_01	13/10/2010	378	Paper	V0
Positions of No Dumping Sign Boards on Olifantsfontein IC Ramp D	A3	OLI_NDS_01	19/10/2010	383	Paper	V0
Signal Layout & Signal Configuration Plan: R21 / R25 Eastern Terminal	A4	Figure 5	21/10/2010	384	Paper	V0
Signal Layout & Signal Configuration Plan: R21 / R25 Western Terminal	A4	Figure 4	21/10/2010	384	Paper	V0
Signal Layout: R21 / Olifantsfontein IC Eastern Terminal	A4	Figure 4	21/10/2010	384	Paper	V0
R21 Guardrails: Placing Details at Olifantsfontein Bridge Piers	A3	OLI_GPD_01	26/10/2010	386	Paper	V0
Benoni Open Drain Excavation	A4	BEN_ODE_01	27/10/2010	388	Paper	V0
Detail Design Layout Plan	A3	PN093-DA-DL-y07	27/10/2010	389	Paper	V0
Detail Design Layout Plan	A3	PN093-DA-DL-y08	27/10/2010	389	Paper	V0
Detail Design Layout Plan	A3	PN093-DA-DL-y09	27/10/2010	389	Paper	V0
Detail Design Layout Plan	A3	PN093-DA-DL-y10	27/10/2010	389	Paper	V0
Detail Design Layout Plan	A3	PN093-DA-DL-y11	27/10/2010	389	Paper	V0
Detail Design Layout Plan	A3	PN093-DA-DL-y12	27/10/2010	389	Paper	V0
Detail Design Layout Plan	A3	PN093-DA-DL-y13	27/10/2010	389	Paper	V0
Detail Design Layout Plan	A3	PN093-DA-DL-y14	27/10/2010	389	Paper	V0
Detail Design Layout Plan	A3	PN093-DA-DL-y24	27/10/2010	389	Paper	V0
Detail Design Layout Plan	A3	PN093-DA-DL-y25	27/10/2010	389	Paper	V0
Detail Design Layout Plan	A3	PN093-DA-DL-y26	27/10/2010	389	Paper	V0
Installation of Gabion Matresses at Bapsfontein IC	A3	BAPS_GM_01	28/10/2010	390	Paper	V0
Construction of New GI & 600mm Dia. Pipe at Low Point on Ramp B	A4	BAPS_B_LP_01	29/10/2010	392	Paper	V0

APPENDIX VII : VARIATION ORDERS

- Notes:** 1. All VO's are to be listed
 2. The status of VO expenditure will be shown by listing under the relevant column, 'current or final'

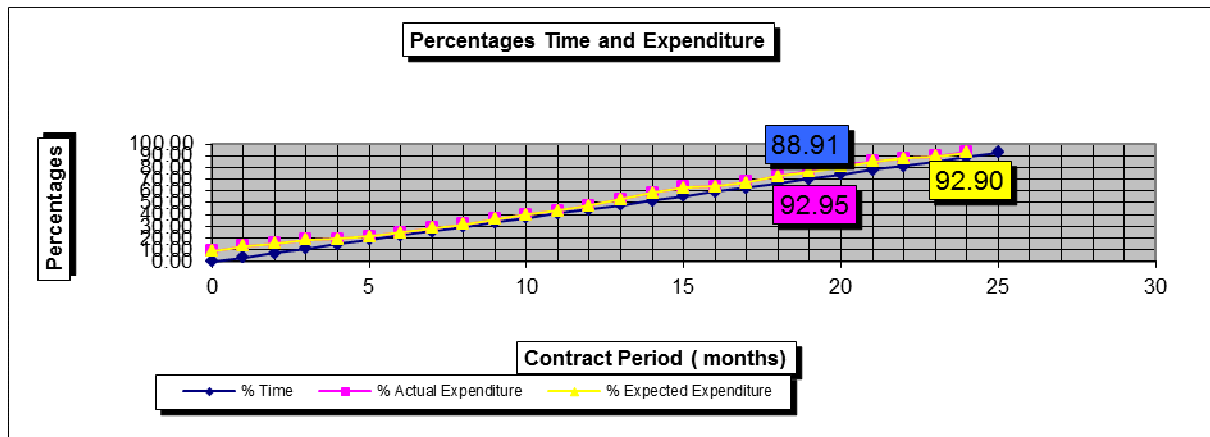
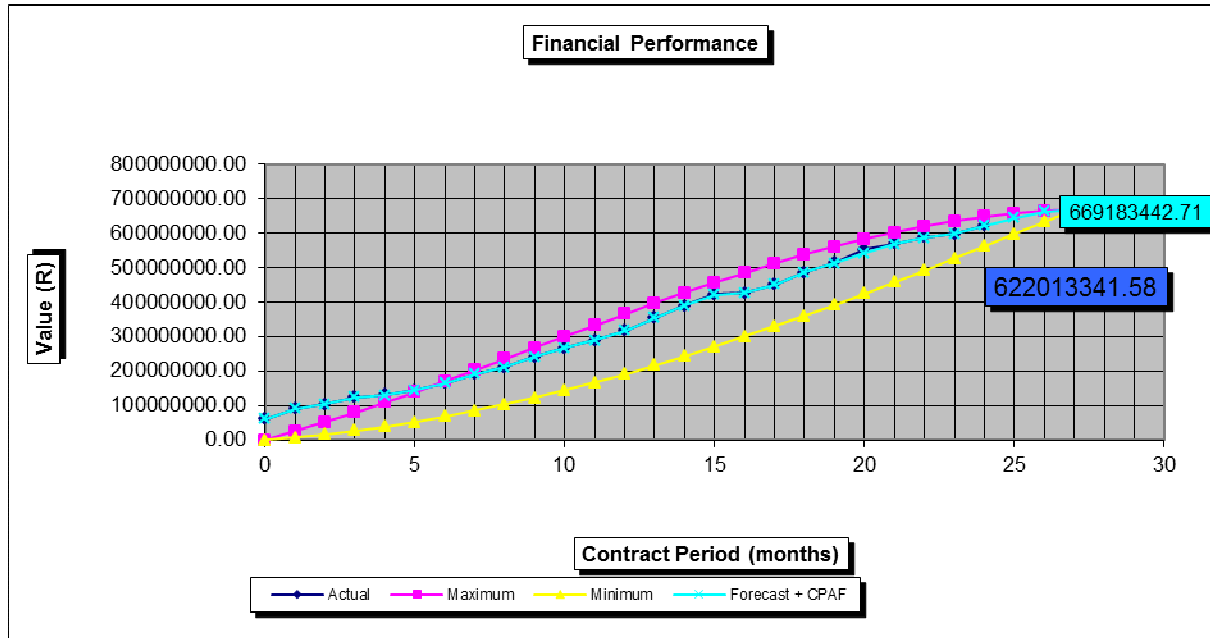
VO	DESCRIPTION	DATES		AMOUNT		
		SUBMITTED	APPROVED	APPROVED	CURRENT	FINAL
1	Truck Mounted Attenuator	30/03/2009	R 1,608,518.97		R 1,608,518.97	
2	Utilizing yellow plastic water filled barriers on interchanges	18/05/2009	R 3,357,220.00		R 3,357,220.00	
3	Holding brackets for temporary NJ barriers	06/06/2009		R 134.00	R 134.00	
4	1,5m high concrete parapets for bridge B2675	06/06/2009		R 225,005.90	R 225,005.90	
5	Toll Gantries	16/07/2009			R 6,269,921.48	
E1	Transformers sizes are to be changed from 75kVA to 100kVA and specific luminaires need to be installed under HV overhead lines	25/08/2009		R 684,033.49	R 684,033.49	
E2	Council connection fees and ramp lighting with 5A MCB	25/08/2009			R 2,891,095.57	
E3	Minisubs and transformers	14/10/2009		R 405,751.50	R 405,751.50	
E4	30m High Masts	14/10/2009			R 3,893,772.30	
E5	VMS 32 Electrical				R 75,501.24	
E6	VMS 26 Electrical				R 69,412.84	
6	VMS 32 Footing				R 68,802.13	
7	VMS 26 Footing				R 42,969.99	
8	VMS 26_Order with SATT				R 35,259.55	
9	VMS 32_Order with SATT				R 71,243.07	
10	Pomona UTFC				R 4,455,254.70	
11	Temporary and Permanent Road Studs				R 613,234.11	
12	Security for Transformers				R 210,775.95	
13	VMS 32_Order with SATT Decommissioning				R 290,950.00	
14	VMS 26_Order with SATT Decommissioning				R 290,950.00	
15	Acceleration Cost for constructing 4-lanes per direction for the World Cup				R 957,667.11	
16	11kv Cable R25 Bapsfontein Interchange					
17	1.5m High Razor Mesh Fence with 500mm Diameter Flat Wrap at Top of Fence				R 695,454.55	
18	Traffic Signals					
19	Welding of Locknuts of Lighting Masts and Installation of Bandit Straps around Mast				R 60,259.08	
TOTALS				R 1,314,924.89	R 27,269,187.52	

Notes: Only Dayworks instructed or completed during the month are recorded. Estimated or actual expenditure is marked with an A or E respectively

PN105 Minutes of Site Meeting No. 23

APPENDIX IX A1 : PROGRESS: CASHFLOW INCLUDING ADVANCE PAYMENT

{This graph could be linked to an Excel file where all the changes are to be made and then this file opened (available in PC Docs 3656)}

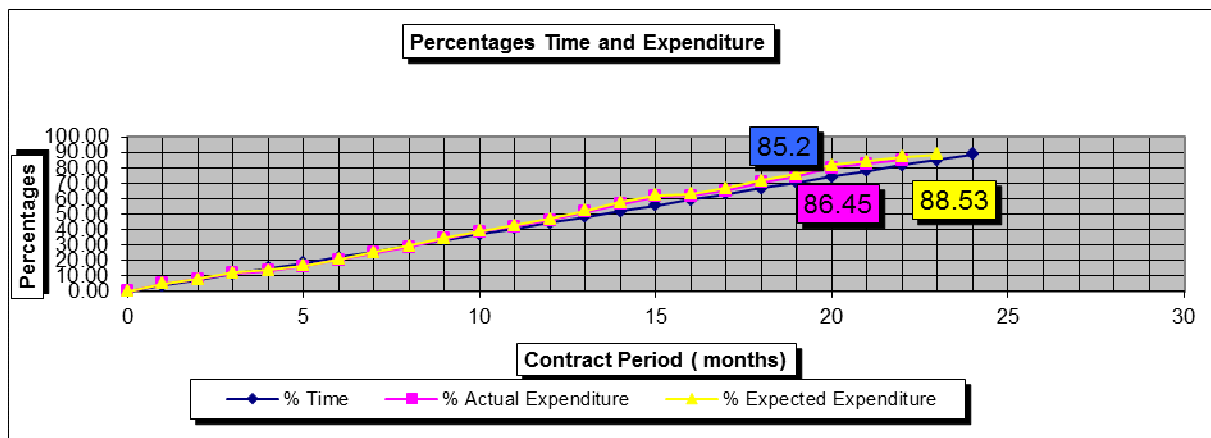
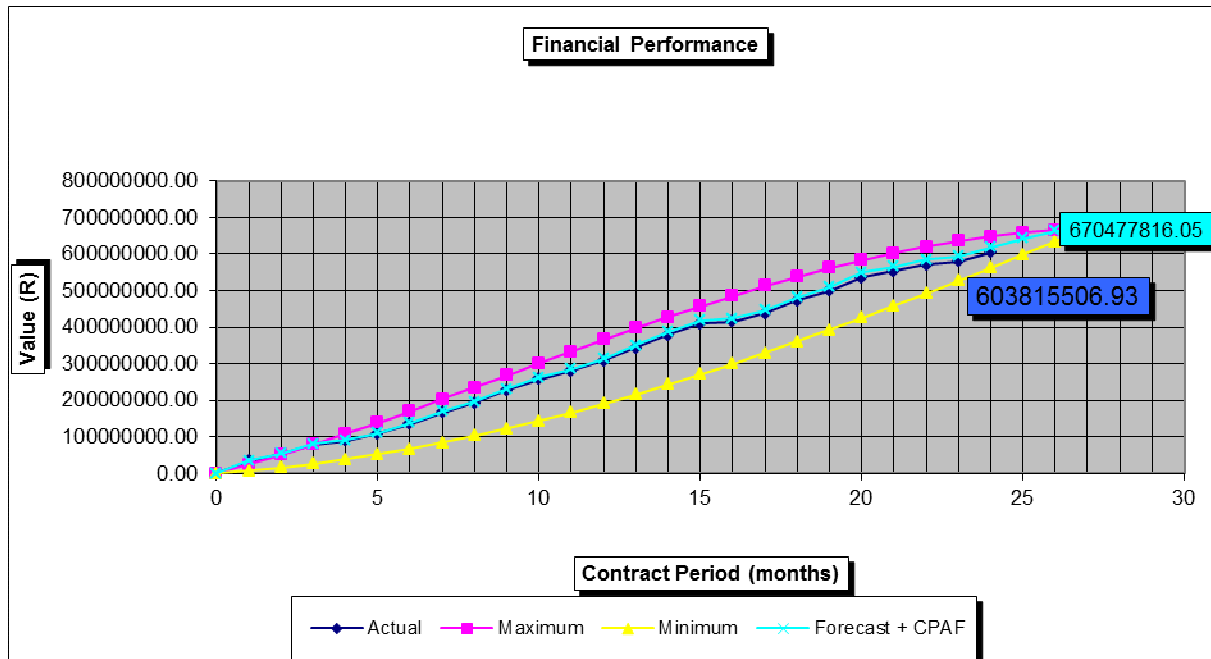


CONTRACT No. NRA R.021-001-2008/1

SITE MEETING 24: 2 NOVEMBER 2010

APPENDIX IX A2 : PROGRESS: CASHFLOW EXCLUDING ADVANCE PAYMENT

{This graph could be linked to an Excel file where all the changes are to be made and then this file opened (available in PC Docs 3656)}



CONTRACT No. NRA R.021-001-2008/1

APPENDIX IX B - PROGRESS DIAGRAM

SITE MEETING 24: NOVEMBER 2010

Description	Original Planned Start Date	Revised Planned Start Date	Original Planned Completion Date	Revised Planned Completion Date	Contractual Date of Delivery of Drawings	Planned Progress Latest Program %	Actual Progress Revised Program %	Weeks ahead (+) Behind (-)
Overall Programme	01.09.08		02.05.10	14.12.2010		80%	80%	(-) 3 weeks
SCHEDULE A : ROAD WORKS								
<i>Southbound Reconstruct</i>								
UTFC Left Hand side	N/A	N/A	N/A	N/A	N/A	N/A	60%	
Final Road marking Left Hand side	N/A	N/A	N/A	N/A	N/A	N/A	0%	
UTFC Right Hand side	N/A	N/A	N/A	N/A	N/A	N/A	100%	
UTFC Road marking Right Hand side	N/A	N/A	N/A	N/A	N/A	N/A	100%	
Guardrails Median	N/A	N/A	N/A	N/A	N/A	N/A	100%	
Guardrails Shoulder	N/A	N/A	N/A	N/A	N/A	N/A	100%	
<i>Northbound Permanent Construction</i>								
UTFC Left Hand side	N/A	N/A	N/A	N/A	N/A	N/A	100%	
Final Road marking Left Hand side	N/A	N/A	N/A	N/A	N/A	N/A	100%	
UTFC Right Hand side	N/A	N/A	N/A	N/A	N/A	N/A	100%	
UTFC Road marking Right Hand side	N/A	N/A	N/A	N/A	N/A	N/A	100%	
Guardrails Median	N/A	N/A	N/A	N/A	N/A	N/A	100%	
Guardrails Shoulder	N/A	N/A	N/A	N/A	N/A	N/A	98%	
<i>Ancillary Works</i>								
Electrical Man holes	N/A	N/A	N/A	N/A	N/A	N/A	98%	
Head and Wing walls	N/A	N/A	N/A	N/A	N/A	N/A	90%	
Down Shoots	N/A	N/A	N/A	N/A	N/A	N/A	98%	
Side Drains	N/A	N/A	N/A	N/A	N/A	N/A	100%	
Site Trimming	N/A	N/A	N/A	N/A	N/A	N/A	98%	
Hydro Seading	N/A	N/A	N/A	N/A	N/A	N/A	60%	
<i>Interchanges</i>								
• Benoni	N/A	N/A	N/A	N/A	N/A	N/A	100%	
• Bapsfontein	N/A	N/A	N/A	N/A	N/A	N/A	98%	
• Olifantsfontein	N/A	N/A	N/A	N/A	N/A	N/A	100%	

CONTRACT No. NRA R.021-001-2008/1

APPENDIX IX B - PROGRESS DIAGRAM

SITE MEETING 24: 2 NOVEMBER 2010

SCHEDULE B : STRUCTURES								
Part 1 : Bridge No 2671 at km 15,806	12.01.09	03.04.09	29.05.09	03.12.09	03.01.09	100%	100%	
Part 2 : Rietspruit Bridge at km 18,420	03.11.08	04.05.09	11.03.09	31.10.09	03.11.08	100%	100%	
Part 3 : Bridge No 2673 at km 19,906	31.10.08	12.01.09	11.06.09	16.11.09	03.11.08	100%	100%	
Part 4 : Culvert No 1 at km 20,774	09.04.09	04.08.09	22.07.09	31.11.09	03.11.08	100%	100%	
Part 5 : Bridge No 2674 A&B at km 23,376 Northbound	03.10.08	10.11.08	26.02.09	25.11.09	03.10.08	100%	100%	
Part 5 : Bridge No 2674 at km 23,376 Southbound	03.10.08	10.11.08	30.06.09	25.11.09	03.10.08	100%	100%	
Part 6 : Bridge No 4178 at km 24,956	03.10.08	12.12.08	30.01.09	02.03.09	03.09.08	100%	100%	
Part 7 : Bridge No 2675 at km 25,116	04.05.09	04.05.09	20.11.09	27.11.09	03.05.09	100%	100%	
Part 8 : Bridge No 2676 at km 26,740	19.01.09	18.03.09	23.04.09	20.10.09	03.09.08	100%	100%	
Part 9 : Cantilever Gantries	04.05.09	22.06.09	18.09.09	04.12.09	03.05.09	100%	100%	
Part 10 : Portal Gantries	04.05.09	08.06.09	19.01.09	28.01.10	03.05.09	100%	100%	
Part 11 : Culvert at km 16,506	25.03.09	22.10.08	03.07.09	05.02.09	No drawings to be supplied		100%	
Part 12 : Pedestrian Bridge							100%	
SCHEDULE E : ELECTRICAL	Total Quantity:	Installed to date:						
800kVA Mini-sub (11kV/3,3kV) without RMU	1	1	N/A	N/A	N/A	N/A	100%	
100kVA Mini-sub (3,3kV/400V) three phase	17	9	N/A	N/A	N/A	N/A	100%	
Cable Installation								
• Interdac 3phase 3,3kV underground 25mm ² supply cable	24200	458	N/A	N/A	N/A	N/A	98%	
• 25mm ² Copper 4-core PVC SWA PVC LV cable	16445	4254	N/A	N/A	N/A	N/A	98%	
• 16mm ² Copper 4-core PVC SWA PVC LV cable	13210	0	N/A	N/A	N/A	N/A	98%	
Trenching & Sleeves	26100	25254	N/A	N/A	N/A	N/A	99%	
Installation of light poles	275	82	N/A	N/A	N/A	N/A	99%	
Installation of light masts	322	237	N/A	N/A	N/A	N/A	99%	
Installation of light mast foundations	322	280	N/A	N/A	N/A	N/A	99%	
Manholes installed	89	52	N/A	N/A	N/A	N/A	100%	

[illegible]

CONTRACT NRA R.021-001-2008/1

APPENDIX X B - PENALTIES

SITE MEETING 24
2 NOVEMBER 2010

Date of Incident	SI Number	Description	Duration		Direction	Position (km)	Lanes affected			Fixed penalty Imposed	Hourly penalty	Total penalty
			Start	End			Fast	Slow	Emergency			
15/10/2008	8	Signs missing on shoulder closure	08:00	08:00	N/B	Between R23 & R25				R 10,000	R 0	R 10,000
15/10/2008	8	Signs missing on shoulder closure	08:00	08:00	S/B	Between R23 & R25				R 10,000	R 0	R 10,000
15/10/2008	8	Signs causing confusion and unsafe situation	09:00	09:00	N/B	After R25/R21 I/C				R 10,000	R 0	R 10,000
24/11/2008	16	No "No Lines" advance warning signs	07:30	07:30	S/B	Between R23 & R25				R 10,000	R 0	R 10,000
24/11/2008	16	Failure to close "No Lines" signs after painting was done	07:30	07:30	S/B	Between R23 & R25				R 10,000	R 0	R 10,000
24/11/2008	16	Failure to comply with provisions of Clause B1502	07:30	07:30	S/B	Between R23 & R25				R 10,000	R 0	R 10,000
04/12/2008	22	Tipper truck of supplier illegally crossing the median which caused an accident	02:00	02:00	Median					R 10,000	R 0	R 10,000
07/12/2008	24	Three trucks supplying asphalt using emergency lane followed by waving safety vests to force their way through traffic	10:30	10:30	S/B	Between R562 & R25				R 10,000	R 0	R 10,000
08/12/2008	24	No advance warning signs erected for construction access while construction vehicle are using the entrances / exits	08:00	08:00	N/B	Between R562 & R25				R 10,000	R 0	R 10,000
08/12/2008	24	Signs indicating end of construction works and change to normal speed are not erected	08:00	08:00	N/B	Between R562 & R25				R 10,000	R 0	R 10,000
10/12/2008	30	No protective delineators and signs through work area while labourers were working	08:00	08:00		R23 widening				R 10,000	R 0	R 10,000
13/01/2009	30	No traffic safety used when parked on the surfaced shoulder to supervise erection of sign board	08:00	08:00	S/B	Between R562 & R25				R 10,000	R 0	R 10,000
19/01/2009	35	NJ barriers placed without necessary attenuator gabion boxes and required signs indicating narrowing of surfaced shoulder had not been placed	08:00	08:00	N/B	At Bridge 2673				R 10,000	R 0	R 10,000

19/01/2009	35	NJ barriers placed without necessary attenuator gabion boxes and required signs indicating narrowing of surfaced shoulder had not been placed	08:00	08:00	N/B	At Bridge 2674				R 10,000	R 0	R 10,000
19/01/2009	35	NJ barriers placed without necessary attenuator gabion boxes and required signs indicating narrowing of surfaced shoulder had not been placed	08:00	08:00	S/B	At Bridge 2674				R 10,000	R 0	R 10,000
30/01/2009	40	Diesel tanker operating with an amber flashing light not visible from the rear	08:00	08:00						R 10,000	R 0	R 10,000
30/01/2009	40	Tipper truck operating with a non-functioning amber light	08:00	08:00						R 10,000	R 0	R 10,000
05/02/2009	40	Erecting guardrails with most of the approved layout signs for working on the shoulder not erected	08:00	08:00	S/B	Median at Olifantsfontein I/C				R 10,000	R 0	R 10,000
09/02/2009	40	Only one set of termination signs erected instead of required two sets. Signs also smaller than required.	08:00	08:00						R 10,000	R 0	R 10,000
13/02/2009	47	Working in median area where there is no barrier placed at the time of working	08:00	08:00	S/B	km 24,500				R 10,000	R 0	R 10,000
14/02/2009	49	Failed to place delineator type reflectors on NJ barriers	14/02/09 08:00	16/02/09 10:00		R25 under B2673				R 10,000	R 108,000	R 118,000
20/02/2009	49	Failed to place delineator type reflectors on NJ barriers	08:00	09:00	N/B	Median				R 10,000	R 0	R 10,000
02/03/2009	56	Failing to have an operator on one of the STOP-GO signs	10:00	11:00		Service road to Eskom under B2674				R 10,000	R 2,000	R 12,000
16/03/2009	69	Erecting a guardrail without an attenuator truck and having left the open end of the guardrail without an end treatment and an attenuator in the form of a gabion box or plastic barrier	08:00	09:00	N/B					R 10,000	R 2,000	R 12,000
06/04/2009	80	Parked attenuator truck on the surfaced shoulder with attenuator in a vertical position	09:15	09:15	S/B					R 10,000	R 0	R 10,000
05/06/2009	125	Failed to have tow away vehicle available to tow away a standing truck and vehicles involved in an accident	16:30	18:30	N/B	Benoni off-ramp		X	X	R 10,000	R 4,000	R 14,000
17/06/2009	131	Failed to provide attenuator truck behind vehicles parked on the surfaced shoulder	08:00	08:00	N/B	Rietspruit Bridge				R 10,000	R 4,000	R 14,000

26/06/2009	144	Failure to provide heavy duty tow truck	14:45	16:00	S/B	Benoni Interchange Contra-flow				R 10,000	R 5,500	R 15,500
04/08/2009	176	Failure to operate the short term lane closure withing the stipulated time period	15:45	15:45	N/B	Between Engen and Railway Bridge				R 10,000	R 0	R 10,000
04/08/2009	176	Failure to place flagmen as per your submitted accommodation of traffic layout	14:00	14:00	N/B	Between Engen and Railway Bridge				R 10,000	R 0	R 10,000
04/08/2009	176	Inadequate traffic signs to inform the travelling public	14:00	14:00	N/B	Between Engen and Railway Bridge				R 10,000	R 0	R 10,000
29/09/2009	208	Failure to provide heavy duty tow truck	12:00	14:00	S/B	Near Engen				R 10,000	R 0	R 10,000
29/09/2009	208	Failure to provide heavy duty tow truck	13:15	14:00	S/B	Benoni off-ramp				R 10,000	R 0	R 10,000
28/05/2010	304	Failure to comply with provisions of Clause B1502	07:30	08:15	S/B	Olifantsfontein off-ramp	X			R 10,000	R 0	R 10,000
										R 340,000	R 125,500	R 465,500

CONTRACT No. NRA R.021-001-2008/1

SITE MEETING 24: 2 NOVEMBER 2010

APPENDIX XI : CONTRACT EXPENDITURE

ORIGINAL TENDER DETAILS			ESTIMATED FINAL DETAILS	
Tender amount (latest revision) approved by SANRAL on 03-Sep-09 R 610,387,407.99			Estimated final contract amount as at 30-Oct-10	
Roadworks	R 415,873,242.40		Roadworks	R 398,647,020.43
Structures	R 52,701,232.91		Structures	R 50,223,014.50
BBEE Requirements	R 1,409,114.25		BBEE Requirements	R 1,006,619.25
Electrical	R 44,822,513.20		Electrical	R 39,710,812.26
Ultra Thin Friction Course	R 20,621,448.11		Ultra Thin Friction Course	R 8,281,347.12
Contingencies			Variations	R 18,002,437.89
CPA			Deductions (Joint lab, penalties, etc.)	-R 3,641,343.51
Sub Total	R 535,427,550.87		CPA	R 11,635,070.58
VAT @ 14%	R 74,959,857.12		Sub Total	R 523,864,978.52
TOTAL	R 610,387,407.99		VAT @ 14%	R 73,341,096.99
			TOTAL	R 597,206,075.51
CONTRACTUAL DATES			OVER/UNDER EXPENDITURE	
Commencement date	03-Sep-08		Amount	R 0.00
Contract period	20 months		Percentage	0.00%
Completion date	03-May-10		Percentage time lapsed	100.00%
			Percentage money spent (Phase 1 & 2)	83.74%
NEW APPROVED COMPLETION DATE			ESTIMATED COMPLETION DATE	
Approved extension of time	54 days		Estimated Additional Time Required	54 days
New approved completion date	27-Oct-10		Estimated contract period	24 months
			Estimated completion date	27-Oct-10
EXPENDITURE TO DATE			ESTIMATED EXPENDITURE (including VAT)	
Payment certificate 24			Previous financial years	
Date 21-Sep-10			2009/2010	R 165,231,409.44
Schedule items:	R 514,947,774.00			
Material on site	R 1,210,979.05			
Extra work/Dayworks	R 23,595,094.00			
Special materials	-R 664,539.00			
Contract price adjustment	R 12,193,099.00			
Sub Total	R 551,282,407.05		Expenditure to date:	
Less discount	-R 130,000.00		2010/2011	R 456,781,930.80
Less penalties	-R 446,000.00			
Less lab contribution	-R 5,080,670.00			
Advance payment	R 0.00			
Sub Total	R 545,625,737.05			
VAT @ 14%	R 76,387,603.19			
TOTAL	R 622,013,340.24			
Estimated value of next 3 payment certificates (including VAT)			Estimated remaining expenditure:	
Cert. No.	Date	Amount	2010/2011	-R 24,807,264.72
25	25-Oct-10	R 21,200,405.56		
26	25-Nov-10	R 17,780,405.56		
27	25-Dec-10	R 8,151,277.46	TOTAL	R 597,206,075.51

CONTRACT No. NRA R.021-001-2008/1

SITE MEETING 24: 2 NOVEMBER 2010

APPENDIX XII : CONTRACTUAL DATES

START	DURATION	DUE DATE	APPROVED DELAYS	APPROVED END	ESTIMATED END	TIME ELAPSED
03/09/08	20 months	2 May 2010	54 days	2 May 2010	27 October 2010	26 months

Note: Time elapsed is based on approved due date relative to contract start date.

REASON FOR EXTENSION	DAYS APPLIED FOR	DAYS AGREED	REVISED COMPLETION DATE
TOTAL			

AVERAGE RAINFALL			ACTUAL RAINFALL		DELAYS			
MONTH	(mm)	(mm)	(mm)	(mm)	MONTHLY		ACCUMULATIVE	
	Month	Accum.	Month	Accum.	Actual	Allowed	Actual	EoT
Sept-08	17	17	0	0	0	1	0	0
Oct-08	74	91	70	70	0	3	0	0
Nov-08	95	186	136	206	0	4	0	0
Dec-08	120	306	62	327	1	3	1	0
Jan-09	131	437	162	489	7	3	8	4
Feb-09	120	557	58	547	7	4	15	7
Mrch-09	100	657	141	688	7	3	22	11
April-09	41	698	6	694	0	1	22	11
May-09	21	719	34	728	3	1	25	13
Jun-09	9	728	24	752	6	0	31	19
Jul-09	1	729	0	752	0	0	31	19
Aug-09	8	737	20	772	1	0	32	20
Sept-09	17	754	46	818	0	1	32	20
Oct-09	74	828	60	878	1	3	33	20
Nov-09	95	923	136	1014	6	4	39	22
Dec-09	120	1043	108	1122	1	3	40	22
Jan-10	131	1174	228	1350	19	3	59	38
Feb-10	120	1294	184	1534	7	4	66	41
Mrch-10	100	1394	86	1620	3	3	69	41
April-10	41	1435	140	1760	13	1	82	53
May-10	21	1456	62	1822	2	1	84	54
Jun-10	9	1465	0	1822	0	0	84	54
Jul-10	1	1466	0	1822	0	0	84	54
Aug-10	8	1474	0	1822	0	0	84	54

APPENDIX XII : CONTRACTUAL DATES

AVERAGE RAINFALL			ACTUAL RAINFALL		DELAYS			
MONTH	(mm)	(mm)	(mm)	(mm)	MONTHLY		ACCUMULATIVE	
	Month	Accum.	Month	Accum.	Actual	Allowed	Actual	EoT
Sept-10	17	1491	0	1822	0	0	84	54
Oct-10	74	1565	4	1826	1	3	85	56

CONTRACT No. NRA R.021-001-2008/1

SITE MEETING 24: 2 NOVEMBER 2010

APPENDIX XIII A : CLAIMS – CONTRACTOR**Note:** Value of claim to be prefixed by A, actual by E, estimate

DESCRIPTION	CLIENT'S DECISION	NOTICE BY CONTRACTOR	ENGINEER'S DECISION	VALUE
Claim for loss & expense & extension of time as a result of the NUM & BCAWU industrial action		<i>18 August 2009</i> <i>Date submitted</i>	<i>Declined</i>	R 1,153,313.10 Excl VAT
TOTAL				R 1,153,313.10 Excl VAT

APPENDIX XIII B : CLAIMS – THIRD PARTY

INCIDENT No.	NAME	DATE	CAUSE OF INCIDENT	VALUE (R)	DATE REFERRED TO CONTRACTOR	ACTION	SETTLED / REJECTION
1	Mboneni Simon Chirwa	11/11/08	Damaged tyres and rims due to pothole on R21	2,900.00	17/04/2009	SUBMITTED	REJECTION CLAIM LATE
2	J H Smit	06/12/08	Emulsion sprayed on to car by Contractor	1,370.00	17/04/2009	PASSED ON TO ROADSPAN	SETTLED
3	F C Jordaan	17/03/08	Damaged rims and tyres due to pothole on N/B on ramp at Olifantsfontein	2,308.92	17/04/2009		SETTLED
4	E v Zyl	08/04/09	Hired tipper collided with caravan	52,120.8	23/04/2009	Paid to client	SETTLED
5	CH Buitendag	23/06/09	Damage left fender due to yellow barriers	1,824	23/06/2009		SETTLED
6	CJ du Toit	24/07/09	Damage right fender due to crashing into a sign	15,400	24/07/09	Claim submitted	REJECTED BY INSURANCE
7	Jenna Bucas	19/08/09	Debris on R21 Causing damage to Tyre and wheel	450	29/10/09	Submitted	Insurance busy with claim
8	Winston Harry Thackway	24/08/09	Damage to Tyre	1,400	13/11/09	Not our site	No claim therefore Settled
9	Klaus Bohm	22/09/09	Road over bag laying in road damaging vehicle	2,000	13/11/09	D.Ferreira spoke to K.Bohm, and informed him that the material he submitted as evidence does not belong to Power. Therefore no claim	No Claim therefore Settled
10	Ernest Jones	04/01/10	Vehicle hit barrier due to pot hole	Can not be fixed according to insurance	14/01/10	C.Cornelissen spoke to Ernest Jones and discovered that the accident took place at cross over from Power to Raubex, spoke to engineer who in turn has forward the information to Raubex	No Claim through Power, belongs to Raubex
11	Kesivan Pillay	04/01/2010	Pot Hole, Damage to rim and Tyres	R 16,277.98	14/01/2010	Accident took place on Raubex site, Engineer forward information to Raubex	No Claim through Power, belongs to Raubex
12	Elliot Thozamile Manisi	04/01/2010	Pot Hole, Damage to rim and Tyres	No Quote attached	13/01/2010	Accident took place on Raubex site, Engineer forward information to Raubex	No Claim through Power, belongs to Raubex

APPENDIX XIII B

:

CLAIMS – THIRD PARTY

13	Roy Mkhonza	04/01/2010	Pot Hole, Damage to rim and Tyres. Looks like he is claiming for more than just damaged rim and tyres according to his quotation.	R 76,620.83	14/01/2010	Accident took place on Raubex site, Enginner forward information to Raubex	No Claim through Power, belongs to Raubex
14	Beverly Ann Falconer	04/01/2010	Pot Hole, Damage to rim and Tyres	R 1,120.02	14/01/2010	Accident took place on Raubex site, Enginner forward information to Raube	No Claim through Power, belongs to Raubex
15	Bruce Oosterlaak	12/01/2010	Pot Hole, Damage to rim and Tyres	R 16,822.77	14/01/2010	Paid Jan 2010	Settled
16	Matthys A J van Tonder	27/11/2009	Stones on road damaged Left Fog light	R1,761.4	12/01/2010	EFT done by Power Construction	Settled
17	Philip Rudolph Groenewald	02/01/2010	Damage to Tyre	R 2,950.00	14/01/2010	Submitted awaiting answer from Insurance	Rejected
18	Avis	21/12/2009	Windscreen Damage	R 4180.00	21/01/2010	Repudiation letter was sent to 3 rd party.	Rejected
19	J.Bosman	03/01/2010	Damage to wheel and 2 number wheel covers	R 802,05	26/03/2010	Accident took place on Raubex site, Enginner forward information to Raubex	No Claim through Power, belongs to Raubex
20	W. Van Rensburg	15/03/2010	Damage to Windscreen	R 3,200.00	19/03/2010	EFT done by Power Construction	Settled
21	M.A. Sethaelo	25/03/2010	Damage to Windscreen	R 7,899.99	06/05/2010	Handed to insurance	Pending
22	Grant J Kriel	21/04/2010	Fog lamp & chips on Windscreen	R 2,905.78	12/05/2010	Handed to Insurance	Rejected
23	Marius Oelofse	3/06/2010	Damage to mag & tyre	R 4,880.04	3/06/2010	EFT done by Power Construction	Settled by Power
24	Jacques Rossouw	21/05/2010	Damage Rim and tyre due to sands bag	R1,860.00	10/6/2010	Handed to insurance	Rejected falls within access
25	Lindiwe Rebecca Klaas	2 April 2010	Two right hand side tyres	R 723.63	10/6/2010	Handed to Insurance	Rejected falls within access
26	Loraine Du Plessis	Varius months	Windscreen	R 1,988.62	02/08/2010	Awaiting quotations for claim for submission spoke and emailed her on 10/08/2010. Submitted to HO on 13/08/2010	Falls within access. Rejected
27	Andre Steffens	29/05/2010	Windscreen & Fog lamp	R 5,675.95	10/08/2010	Awaiting extra quotations for claim for submission emailed him on 10/08/2010. Handed to insurance with 1 quotation on 26 August 2010	Rejected

APPENDIX XIII B : CLAIMS – THIRD PARTY

28	Bongani Machobane	3 August 2010	Left rear passanger window	R 1,530.01	03 August 2010	Handed to insurance	Pending
29	Beki German Ngubeni	18 August 2010	Front Bumper & Windscreen	R 8,201.00	20 August 2010	Handed to Insurance	Pending
30	Natasha Stevens	12 & 18 May 2010	Fog light, Bumper & windscreen	R 4,863.13	23 September 2010	EFT done by Power Construction	Settled by Power

CONTRACT No. NRA R.021-001-2008/1

SITE MEETING 24: 2 NOVEMBER 2010

APPENDIX XIV :

RECORDED DAMAGES AND COST RECOVERY

No.	DATE	LOCATION	REG. No's	DESCRIPTION	AMOUNT	AMOUNT RECOVERED
				None to date		
TOTALS						

APPENDIX XV : EMERGENCY TELEPHONE NUMBERS

ORGANISATION	MUNICIPAL AREA AND RESPONSIBLE PERSON	TELEPHONE NUMBER
Ambulance	Kempton Park	011 975 1112
Hospital	Medi Cross	011 975 0218
Fire Department		011 975 0218
South African Police		011 570 9273
Labour Department	Kempton Park Pretoria	011 975 9301 012 309 5039
ESKOM	Survey Division John Mitchell Pumza Jizana	011 741 3559 011 741 3548
Rand Water	Survey Division Job Kubheza	011 682 0962 011 682 0911
Sasol Gas	Bruce van den Heuwel	011 865 8563
Telkom	Lazarus Ramalobela	011 309 9186
Gauteng Traffic Benoni	Chief Provincial Inspector Solly Moumakwe	083 531 7470



APPENDIX XVI

MATERIALS AND DESIGN SUBMISSION SCHEDULE

CONTRACT NRA R.021-001-2008/1
 UPGRADING OF NATIONAL ROUTE R21 SECTION 1 : BENONI INTERCHANGE
 (km 15,30) TO OLIFANTSFONTEIN INTERCHANGE (km 27,60) = 12,30 km
 SITE MEETING NO 24 HELD ON 02 NOVEMBER 2010



Updated : 31/10/2010

USAGE IN THE WORKS	DESCRIPTION OF SAMPLES & DATA TO BE SUBMITTED FOR APPROVAL/ACCEPTANCE			SOURCE/SUPPLIER	SUBMITTED TO	DATE SUBMITTED	NO. OF SAMPLES	ENGINEER'S DECISION	DATE OF ENGINEER'S DECISION	RE-SUBMISSIONS
	MATERIAL	MATERIAL QUANTITY	DESIGN DATA							
CONCRETE										
Culverts + Side-Drains + Kerbs/Channels	Stone as per design	150 kg each	15/19:30/19+30/19P Concrete Mix (as per Colto form D2) QuickMix	Afrisam Olifantsfontein	SNALAB	14/10/2008	1	Approved	26/01/2009	
	Sand as per design	150 kg each		Afrisam Olifantsfontein			1	Suspended	10/03/2009	
	Cement as per design	50 kg each		Afrisam CemIIA-M(S)42,5N			1			
	Fly Ash as per design	50 kg each		DuraPozz Matla			1			
	Additive as per design	5 litre each		Mira RT 60			1			
Culverts + Side-Drains + Kerbs/Channels	19mm Stone as per design	150 kg each	30/22 Concrete Mix (as per Colto form D2) AfriSam	Afrisam Olifantsfontein	SNALAB	18/03/2009	1	Approved	08/03/2009	
	13,2mm Stone as per design			Afrisam Olifantsfontein			1			
	Crusher sand as per design			Afrisam Olifantsfontein			1			
	Natural Sand	150 kg each		Bothma's			1			

	Cement as per design	50 kg each		Afrisam Ceml 42,5N			1			
	Fly Ash as per design	50 kg each		Lethabo			1			
	Additive as per design	5 litre each		Chryso 260			1			
Bridge Beams	13,2mmStone as per design	150 kg each	30/22 Concrete Mix (as per Colto form D2) AfriSam	Afrisam Olifantsfontein	SNALAB	20/07/2009	1	Approved	15/08/2009	
	Crusher sand as per design	150 kg each		Afrisam Olifantsfontein			1			
	Natural Sand	150kg each		Bothma's			1			
	Cement as per design	50 kg each		Afrisam Ceml 42,5N			1			
	Fly Ash as per design	50 kg each		Lethabo			1			
	Additive as per design	5 litre each		Chryso 260			1			
Bridges; Piers & Decks	19mm Stone as per design	150 kg each	30/19:30/19P+40/19:40/19 W- Concrete Mix (as per Colto form D2) AfriSam	Afrisam Olifantsfontein	SNALAB	28/10/2008	1			
	13,2mmStone as per design	150 kg each		Afrisam Olifantsfontein			1	Approved	26/01/2009	
	Crusher sand as per design	150 kg each		Afrisam Olifantsfontein			1			
	Natural Sand	150kg each		Bothma's			1			
	Cement as per design	50 kg each		Afrisam Ceml 42,5N			1			
	Fly Ash as per design	50 kg each		Lethabo			1			
	Additive as per design	5 litre each		Chryso 260			1			
Light Mast Footings	Stone as per Design	150 kg each	30/22 Concrete Mix (as per Colto form D2) SKYLINE	BSB Aflease Mine	SNALAB	26/01/2009	1	Approved	08/03/2009	
	Sand as per Design	150 kg each		BSB Aflease Mine			1			
	Cement as per Design	50 kg each		AfriSam Ceml 42,5						
							1			
Piling	Stone as per Design	150 kg each	30/22 Concrete Mix (as per Colto form D2) LaFarge	Canyon Rock Quarry	SNALAB	16/03/2009	1			
	Sand as per Design	150 kg each		Canyon Rock Quarry			1	Approved	25/03/2009	
	Filler Sand	150 kg each		Bronkhorstspuit			1			
	Cement as per Design	50 kg each		LaFarge Cem II 42,5			1			

LAYERWORKS										
Selected Layers	G7 Gravel (L/SSG)	200 kg	Form AB4	Buildmax Benoni Sands	SNALAB	23/10/2008	1	Acceptable	20/11/2008	
Selected Layers	G7 Gravel (L/SSG)	200 kg	Form AB4	Olifantsfontein BP	SNALAB	07/03/2009	1	Acceptable	31/03/2009	
Selected Layers	G5/G7 Mixed Gravel(USSG)	200 kg	Form AB4	Zimbiwa / BSB Benoni	SNALAB	02/02/2009	1	Acceptable	26/02/2009	
Selected&Subbase	G5 Gravel	200 kg	Form AB4	Crushco	SNALAB	30/03/2009	1	Acceptable	09/04/2009	
Subbase Layers	G5/G7 Mixed Gravel	200 kg	Form AB4	Zimbiwa / BSB Benoni	SNALAB	02/02/2009	1	Acceptable	26/02/2009	
Subbase Layers	G1/G5 Insitu Mix	600kg	Form AB4	Insitu Existing R21	SNALAB	22/07/2009		Acceptable	05/08/2009	
Stab Agent	32.5N Cem II B-S(Fillcem 65/35)			AfriSam	SNALAB	02/02/2009	1	Acceptable	26/02/2009	
G1 Base	Crushed Stone	200 kg	Form AB4	Zimbiwa Dolomite Quarry	SNALAB	02/02/2009	1	Acceptable	26/02/2009	
SURFACING										
Prime	MSP 1			Colas			1	Approved		
Asphalt Temporary Works	Stone as per design	150 kg each	ACM Asphalt (as per Colto form D3)	Much Asphalt (Kemptonpark Plant)						
	Sand as per design	150 kg each						Provisionally		
	Filler as per design	50 kg each						Approved		
	Binder	5 Litre								
Asphalt Permanent Works	Stone as per design	150 kg each	ACM Asphalt (as per Colto form D3)	Much Asphalt (Pomona Plant)						
	Sand as per design	150 kg each			SNALAB	25/08/2009		Provisionally		
	Filler as per design	50 kg each						Approved		
	Binder	5 Litre								



APPENDIX XVII

MATERIALS QUALITY CONTROL

CONTRACT NRA R.021-001-2008/1
 UPGRADING OF NATIONAL ROUTE R21
 SECTION 1 : BENONI INTERCHANGE
 (km 15,30) TO OLIFANTSFONTEIN
 INTERCHANGE (km 27,60) (12,30 km)
 SITE MEETING NO 24 HELD ON 02
 NOVEMBER 2010



Updated : 31/10/2010

Work Description	DESCRIPTION OF COMPLETED WORK SUBMITTED FOR ACCEPTANCE			SOURCE/SUPPLIER	NO. OF SECTIONS	ENGINEER'S DECISION
	MATERIAL DESCRIPTION	MATERIAL CLASSIFICATION	SPECIFICATION REQUIREMENTS			
Roadbed/Fill	Chert / Sandy Soil	G8		Insitu	302	Accepted
Lower Selected	Chert Gravel	G6	CBR - 20 @ 93%	Olifantsfontein Borrow Pit	65	Accepted
Lower & Upper Selected	Dolomite & Granite	G5/G7 Mix	CBR 25 @ 93%	Zimbiwa / Crushco	49	Accepted
Lower & Upper Selected	Granite	G5	CBR 25 @ 93%	Crushco	191	Accepted
Lower Subbase & Upper Subbase	Dolomite & Granite	G5/G7 Mix	Comp 95 & 97 % CBR 45 @ 95% UCS 1500kPa % 1800 kPa @ 100% ITS 230 & 250 % 100%	Zimbiwa / Crushco	13	Accepted
Lower Subbase & Upper Subbase	Granite	G5	Comp 95 & 97 % CBR 45 @ 95% UCS 1500kPa % 1800 kPa @ 100%	Crushco	228	Accepted
Lower Subbase &	Quartzite	G1/G5	Comp 95 & 97 % CBR 45 @ 95%	Old R21	102	Accepted

Upper Subbase Re-hab	Chert		UCS 1500kPa % 1800 kPa @ 100% ITS 230 & 250 % 100%	G1 + Subbase Layers		
Lower and Upper Selected	Quartzite Chert	G1/G5	CBR 25 @ 93%	Old R21 Milled material	30	Accepted
Base	Dolomite	G1	Colto	Zimbiwa	115	Accepted
Surfacing	Asphalt	ACM	Design	Much Asphalt	140	

ENVIRONMENTAL MANAGEMENT MONTHLY REPORT

<div> <div>MONTH:</div> <div>29. Oct</div> </div> <div> <div>Report no:</div> <div>21</div> </div> <div> <div>Page</div> <div>1 of 2</div> </div>			
<div> <div>Contract:</div> <div>NRA R.021-001- 2008/1</div> </div> <div> <div>Client:</div> <div>SANRAL</div> </div> <div> <div>Consulting Engineers:</div> <div>Vela VKE</div> </div> <div> <div>Contractor:</div> <div>Power Construction</div> </div> <div> <div>Environmental Officer:</div> <div>Zethembiso Ndlovu</div> </div>			
NO.	ENVIRONMENTAL COMPONENT	ACTIVITY	PROGRESS
1	Establishment of Site Offices	Siting of Offices	COMPLETE
		Site Plan	APPROVED
2	Site Rehabilitation	Siting of Offices	N.A
3	Vegetation	On Site	There is no overgrown grass, clean no paper or cement bags lying around
		Weeds	
		Grass Cover	
4	Water	Available for Human Consumption	Municipal Water available to everyone for consumption
5	Soil Management	Topsoil	Yard been cleaned Contaminated soil is disposed on a hazardous waste bin which is available at the yard.
		Borrow Material	Borrow pit at Olifantsfontein completed
6	Archaeological & Cultural Sites	Discovery of Archaeological Sites of Artifacts	None to report
7	Graves	Discovery of Graves	None to report

8	Waste Management		
		Solid & Construction waste	If found disposed of correctly
		Litter	Waste bin for laboratory We have waste plastic bags on site, for waste disposal and 5 bins here at the office

ENVIRONMENTAL MANAGEMENT MONTHLY REPORT

MONTH: Oct-29				Report no: 21	Page 2 of 2
Contract: NRA R.021-001-2008/1 Client: SANRAL Consulting Engineers: Vela VKE Contractor: Power Construction Environmental Officer: Zethembiso Ndlovu					
NO.	ENVIRONMENTAL COMPONENT	ACTIVITY	PROGRESS		
9	Sewage Treatment	Toilet Facilities	Office - Flushable toilets available There are seven toilets on site at this moment For both male and female which are cleaned 2x a week		
10	Fuel, Diesel & Hazardous Materials	Hazardous Materials	N.A		
		Fuels	Bulk Storage at yard in Bund wall Containment		
		Cooking Fuels	N.A - Electricity available		
		Oil & Grease	Stored at workshop in lockable containers		
		Spillages	REC Audit was on the 20th of Oct, and there were no issues found at the yard.		
11	General Considerations	Lines of Authority	No changes		
		Reports	VKE Audir was on the 27th of Oct, there were open excavations on site, broom was on site without amber light, and one of the subbies did not have a safety vest/bib		
		Complaints	Some sub-contractors are working on site without PPE		
Signed: _____ <div style="display: flex; justify-content: space-between;"> <div>ENVIRONMENTAL OFFICER</div> <div>29-Oct-10 DATE</div> </div>					